INOX GREEN ENERGY SERVICES LIMITED
Q1 FY27 RESULTS PRESENTATION
AUGUST 2026



SAFE HARBOUR

This presentation and the accompanying slides (the "Presentation"), which have been prepared by Inox Green Energy Services Limited (the "Company"), have been prepared solely for information purposes and do not constitute any offer, recommendation or invitation to purchase or subscribe for any securities, and shall not form the basis or be relied on in connection with any contract or binding commitment whatsoever. No offering of securities of the Company will be made except by means of a statutory offering document containing detailed information about the Company and in compliance with applicable SEBI Regulations.

This Presentation has been prepared by the Company based on information and data which the Company considers reliable, but the Company makes no representation or warranty, express or implied, whatsoever, and no reliance shall be placed on, the truth, accuracy, completeness, fairness and reasonableness of the contents of this Presentation. This Presentation may not be all inclusive and may not contain all of the information that you may consider material. Any liability in respect of the contents of, or any omission from, this Presentation is expressly excluded.

Certain matters discussed in this Presentation may contain statements regarding the Company's market opportunity and business prospects that are individually and collectively forward-looking statements. Such forward-looking statements are not guarantees of future performance and are subject to known and unknown risks, uncertainties and assumptions that are difficult to predict. These risks and uncertainties include the effect of economic and political conditions in India, volatility in interest rates, new regulations and Government policies that may impact the Company's business as well as its ability to implement the strategy, the Company's future levels of growth and expansion, technological implementation, changes and advancements, changes in revenue, income or cash flows, the Company's market preferences and its exposure to market risks, as well as other risks. The Company's actual results, levels of activity, performance or achievements could differ materially and adversely from results expressed in or implied by this Presentation. The Company assumes no obligation to update any forward-looking information contained in this Presentation. Any forward-looking statements and projections made by third parties included in this Presentation are not adopted by the Company and the Company is not responsible for such third-party statements and projections.

Contents

1. Key Highlights of the Quarter
2. Leaders in Energy Transition
3. Inox Green – Renewable O&M Business – Annuity With Growth
4. Renewable Sector in India – A Multi-Decadal Growth Story
5. Key Financials






INOXGFL Renewables Adopts ‘ONE INTEGRATED’ Strategy

Inox Green : GROUP SYNERGIES TO BE THE NEXT ENGINE OF GROWTH



On the cusp of a massive transformation

Inox Clean Energy

- Inox Clean, the renewable IPP and solar cell & module manufacturing company of the Group; poised to become one of the leading renewable platforms globally
- Fastest to reach an operational capacity of ~ 3.2 GW (within 16 months) → On track to reach 6 GW operational capacity by FY27
- Planned annual capacity addition of 3 GW+, with a targeted operational capacity of 14GW by FY29
  - ~ 20% - 30% of the above annual capacity addition is expected to be wind → translating into a multi-year recurring order visibility for Inox Wind

Inox Wind

- One of India’s largest wind turbine manufacturing players
- Robust orderbook of ~ 4.4 GW as on July’26
- On track to launch 4X MW WTGs which will help deepen market penetration
- Provides visibility for multi-year multi-GW portfolio growth for Inox Green

Inox Renewable Solutions

- EPC arm of the Group for both solar and wind
- Fully integrated services including evacuation infra development, erection & commissioning of WTGs and modules, transformers and cranes amongst others
- Transitioning to offer high value added products across power electronics
- Multi-GW plug and play evacuation infrastructure in place – providing a critical ‘moat’ and growth opportunity
- On a massive growth journey ahead with multi-year order book visibility

Virtuous cycle of inter-play within Group entities aiding execution and revenue
Group synergies and businesses secure large growth and insulate from market cycles

Key Highlights

- ✓ For the quarter, Inox Green reported:
  - ✓ Total income of Rs 101 crores in Q1 FY27 vs Rs 86 crores in Q1 FY26, up 17% YoY
  - ✓ EBIDTA of Rs 57 crores in Q1 FY27, vs Rs 48 crores in Q1 FY26, up 19% YoY
  - ✓ Profit before tax of Rs 54 crores, vs Rs 31 crores in Q1 FY26, up 74% YoY
  - ✓ Profit after tax of Rs 41 crores in Q1 FY27 vs Rs 22 crores in Q1 FY26, up 86% YoY
  - ✓ Cash PAT of Rs 55 crores in Q1 FY27 vs Rs 44 crores in Q1 FY26, up 25% YoY
- ✓ Machine availability for the portfolio stood at 96.3% in Q1 FY27
- ✓ Inox Green's portfolio stood at ~13.3 GWp as of June 2026 (~10.5 GW of wind assets and the balance being solar assets). This also includes the investments made to acquire ~ 6.5 GW of operational wind O&M portfolio of two companies^
- ✓ Post completion of the acquisitions and consolidation of financials, Inox Green's consolidated EBITDA and PAT are expected to increase multifold
- ✓ Wind World acquisition: Approval received from the Hon'ble NCLT, Ahmedabad for acquisition of the ~ 4.5 GW wind O&M portfolio of Wind World India Ltd (erstwhile Enercon India) → Transaction formalities expected to be completed in Q2 FY27, post which financial consolidation will take place
  - ✓ Value accretive transaction → this milestone transaction offers significant scope to bring in operational efficiencies through enhanced service offerings, price and cost optimisation; integration initiatives under way
- ✓ Demerger of the power evacuation business has been completed as on August 1 2026 (being the record date)

Particulars (Rs cr)	Q1 FY27	Q1 FY26#	YoY %	FY26	FY25	YoY %
Total income	101	86	17%	426	252	69%
EBITDA	57	48	19%	210	123	71%
Profit before tax	54	31	74%	158	49	223%
Profit after tax	41	22	86%	103	22	373%
Cash PAT*	55	44	25%	158	34	362%

* Cash PAT = PAT + Depreciation + Deferred Taxes
^ Wind World O&M portfolio of ~ 4.5 GW in the process of being consolidated
# Restatement of financials due to discontinued operations








INOXGFL GROUP

BEYOND INFINITY

Leaders In Energy Transition





INOXGFL Group – USD 16 Bn Indian Conglomerate^

INOXGFL Group, with a legacy of over nine decades, and currently with three listed entities, is a leader in energy transition. The Group is a forerunner in diversified business segments spanning fluoropolymers, fluorochemicals, battery chemicals, wind turbines, EPC, renewable O&M, solar cells & modules and renewable power generation.

INOXGFL GROUP – BEYOND INFINITY

Chemicals

GFL # (Gujarat Fluorochemicals – Value through Green Chemistry)

Gujarat Fluorochemicals Ltd. is a leading Indian Chemicals Company supplying fluoropolymers and fluorochemicals to the global market. It is the largest PTFE / fluoropolymer manufacturer in India. The company is developing products / grades across segments catering to new age businesses, including EVs, BESS & green hydrogen

GFCL ev Products Limited

- Battery materials company, a subsidiary of GFL
- Catering to the EV/ESS ecosystem through Battery Salts, Additives, Electrolytes, CAM, Cathode Binders and NGAAM (Anode)

GFCL Solar & Green Hydrogen Products Limited

Subsidiary of GFL providing fluoropolymer solutions for the entire solar and green hydrogen value chain, including proton exchange membranes for electrolysers and fuel cells

Renewables

INOX WIND

Inox Wind is one of the leading fully integrated players in the wind energy market in India providing end-to-end turnkey solutions to customers. Its offerings include manufacturing and supplies of 2MW, 3MW and the upcoming 4MW class WTGs, EPC & infrastructure development (through subsidiary IRSL) and O&M (through subsidiary IGESL)

INOX Renewable Solutions

Subsidiary of IWL (formerly Resco Global) offering a host of EPC services – resource assessment, site acquisition, project & evacuation infra development, erection and commissioning of WTGs and modules, cranes, transformer and power electronics manufacturing

INOX GREEN ENERGY SERVICES LIMITED

Subsidiary of IWL; India's leading renewable O&M services player with ~ 13.3 GWp* of assets under management. Inox Green is India's only listed pure-play renewable O&M service company.

INOX Clean Energy

Inox Clean is the holding company of Inox Neo Energies, the RE IPP, and Inox Solar, the solar cell & module manufacturing entity

INOX Neo Energies

Inox Neo is a RE power generation platform targeting 14 GW of hybrid RE capacity – wind + solar + BESS by FY29.

INOX SOLAR

Inox Solar is a fully integrated solar manufacturing player targeting 11 GW of solar cell & module manufacturing capacity across India and the USA

^ As on June 30, 2026; INR:USD: Rs. 96
 # Company listed on the Indian stock exchanges
** includes investment made by Inox Green to acquire ~ 6.5 GW of wind O&M assets, out of which, approx. 4.5 GW is in the process of being consolidated*

INOXGFL Group – Leaders In Energy Transition

INOXGFL Group is one of the most integrated players across the energy transition value chain

Manufacturing

- INOX WIND
- INOX Renewable Solutions
- INOX SOLAR
- GFCL EV Products Limited

Services

- INOX Renewable Solutions



- INOX GREEN ENERGY SERVICES LIMITED



INOXGFL GROUP
BEYOND INFINITY

RE Power Purchase

- GFL Gujarat Fluorochemicals
- GFCL EV Products Limited
- INOX WIND
- INOX SOLAR

RE Independent Power Producer

- INOX Clean Energy





Inox Green – Renewable O&M Business – Annuity With Growth



Big beneficiary of the Inter-Play of Group Synergies

Comprehensive O&M Solutions Provider for WTGs, solar and common infrastructure for renewable power projects

Established track record in the wind energy O&M industry of >14 years

Technology driven company with focus on predictive maintenance over reactive maintenance

Strong support from sponsor, INOXGFL Group, a USD 16 bn Indian conglomerate with deep interests across chemicals and renewables

Reliable & Stable Cash Flows through long-term O&M services for wind and solar farm projects

Big beneficiary of the inter-play of Group synergies going forward → long term recurring portfolio growth visibility from Inox Wind and Inox Clean

Significant organic and inorganic growth opportunities across wind, solar and hybrid projects

Machine availability at ~96.3% for Q1FY27 registering a continuous improvement over the past years

A Compelling Growth Story

Inox Green's ~ 13.3 GWp* O&M portfolio is spread pan India

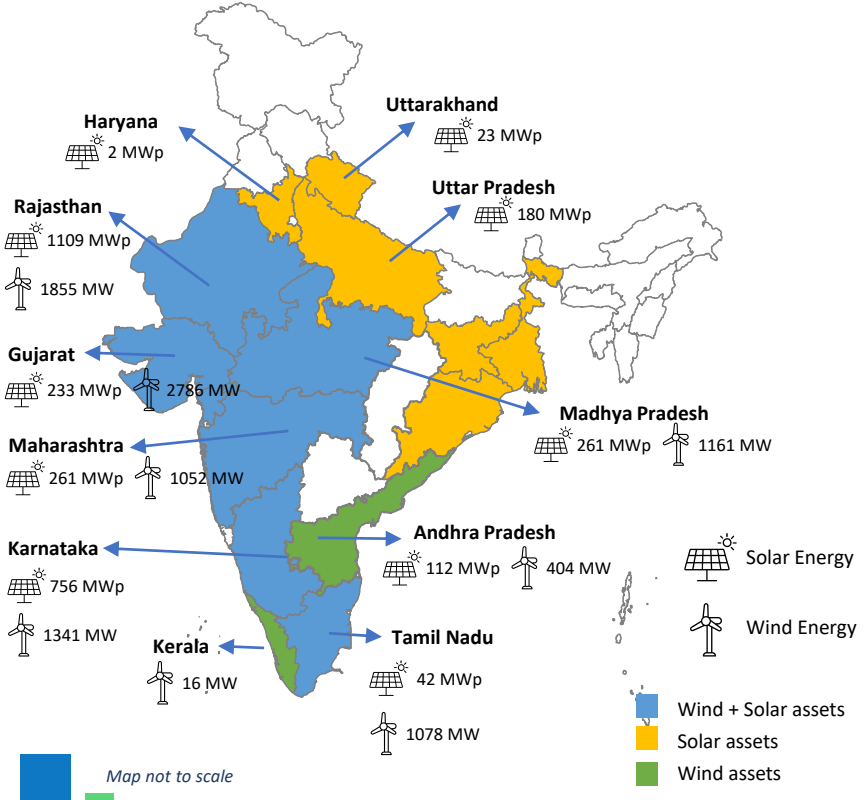

- ✓ Provides comprehensive O&M Solutions for WTGs, solar & hybrid projects as well as for the common infrastructure for renewable projects through long-term contracts of 5-20 years
- ✓ Achieved pan India average machine availability of 96.3% in Q1 FY27
- ✓ Presence across India with an established track record of > 14 years
- ✓ Portfolio of ~13.3 GWp* of renewable O&M assets including ~ 10.5GW* wind and the balance being solar
- ✓ Robust relationships with renewable asset owners – customers include PSUs, IPPs and private investors
- ✓ Reliable & stable cash flows through long-term O&M services for renewable projects as well as value added services
- ✓ Natural beneficiary of the WTG business of parent Inox Wind, hybrid project development, portfolio additions by Inox Clean Energy and inorganic growth plans
- ✓ Strong technological capabilities with 24x7 centralized monitoring of assets and focus on preventive rather than reactive maintenance
- ✓ Value-added services, which includes refurbishment, booster sales, carbon credit trading, amongst other offerings, is a high growth vertical

** includes investment made by Inox Green to acquire ~ 6.5 GW of wind O&M assets, out of which, approx. 4.5 GW is in the process of being consolidated*

Wind World India O&M Portfolio Acquisition | A Landmark Transaction

- NCLT approval received for the acquisition of the ~ 4.5 GW wind O&M portfolio of Wind World India (erstwhile Enercon India) → transaction formalities expected to be completed in Q2 FY27, post which financial consolidation will take place
- The acquired O&M portfolio services a marquee client base that includes the Tata Group, ReNew, Greenko Group, Apraava Energy and Hindustan Zinc, amongst others
- The assets are spread across key wind-rich States including Karnataka, Maharashtra, Tamil Nadu, Rajasthan, Gujarat, Madhya Pradesh and Andhra Pradesh
- The portfolio generated revenue of Rs. 580 crore in FY26 and benefits from contracted annual price escalation of approximately 5%
- The transaction is value accretive for shareholders
- There is significant scope to bring in operational efficiencies through enhanced service offerings, price and cost optimisation; integration initiatives under way

This is a marquee transaction in the renewable O&M sector and a milestone in the journey of Inox Green

Portfolio Of ~ 13.3 GWp of O&M Assets

Strong growth in O&M portfolio* since inception

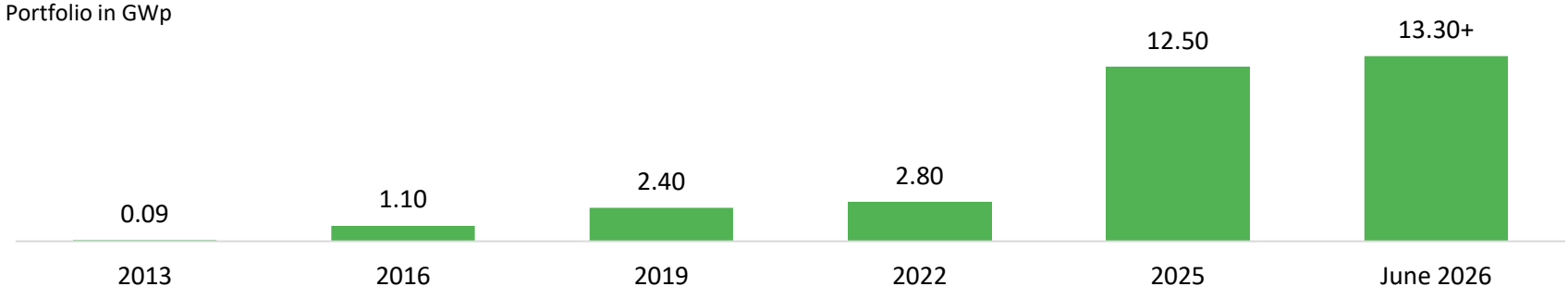

Key Metrics

1. **~13.3 GWp*** Current Portfolio
2. Multi-year residual duration of the O&M contracts
3. **Up to 25 years** Tenor of O&M contracts
4. **~4.4 GW** Net Order Book of IWL
5. **Rs 101 cr** Q1 FY27 Revenue
6. **Rs 57 cr** Q1 FY27 EBITDA

** includes investment made by Inox Green to acquire ~ 6.5 GW of wind O&M assets, out of which, approx. 4.5 GW is in the process of being consolidated*

An Asset-light Growth-oriented Annuity Business Model

Asset-light balance sheet post the demerger; Focus: Long-term contracts with steady cashflows

- Inox Green provides Long-term O&M services for wind farm projects, wind turbine generators ("WTGs"), solar plants and the common infrastructure facilities of the renewable power projects.
- Demerger of the power evacuation business has been completed as on August 1 2026 (being the record date)

Digital Transformation Initiatives of Inox Green

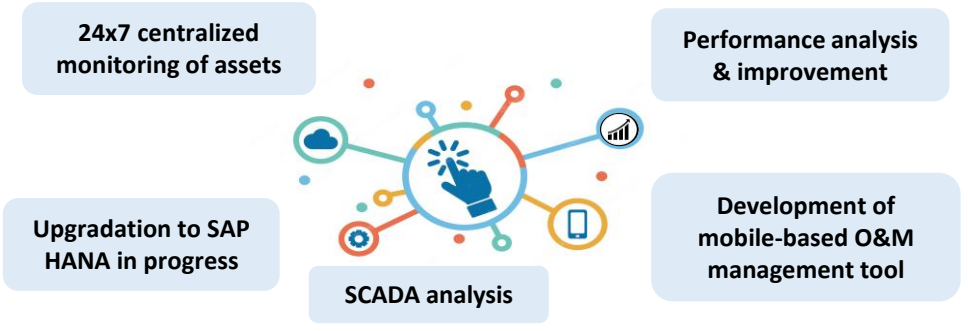

Scope of contracts include both comprehensive O&M and common infrastructure O&M

- Annual Maintenance Contract
- Annual Operations & Maintenance Contract
- Semi-Comprehensive Operations & Maintenance Contract
- Comprehensive Operations & Maintenance Contract

On Track To Become One of the Largest Renewable O&M Companies Globally

Inorganic growth opportunities

- Customers across the board are looking for a switchover to a strong, credible, renowned and Indian O&M service provider. At Inox Green, we are well placed to capture this opportunity going forward.
- Multiple opportunities to takeover O&M portfolios of large IPPs / developers who are currently managing majority of their portfolio captively.
- Opportunities to enter into contracts with customers for projects where the existing contracts may have expired / are on the verge of expiring.

Organic growth opportunities

- Growing the portfolio through new long-term O&M contracts with customers purchasing IWL's WTGs – IWL's order book of ~ 4.4 GW provides a very strong visibility.
- O&M contracts from the Group IPP platform Inox Clean, which targets 3 GW+ of installed capacity addition annually, to add to the growing portfolio.
- Revision/Reset of existing O&M contracts.
- WTG overhaul package offerings to customers aimed at increasing the life of the turbines and enhancing their output.
- Value added services to contribute meaningfully to the topline.

ESG Framework

Global Reporting Initiative Standard

Business Responsibility & Sustainability Reporting

Policy Structure & Certifications

Environment

- Environment & Energy as part of IMS
- ISO 14001:2015:- Environment Management System
- Reducing emissions, water usage and waste generation

Social

- Guidelines on Human Rights
- Corporate Social Responsibility Policy
- Occupational Health & Safety
- Equal Employment Opportunity
- Stakeholder engagement

Governance

- Board Diversity
- Code of Conduct
- Related Party Transaction Policy
- Whistle Blower Policy
- Data Policy

Sources of emissions

Scope 1 emissions
Includes: **Use of diesel**
Total: **1009 tons CO2 equivalent**
Reduction measures: **Replacing diesel with greener fuels like CNG or use Electric Vehicles**

Scope 2 emissions
Includes: **Purchased electricity**
Total: **93 tons CO2 equivalent**
Reduction measures: **Using green energy for our business requirements**

Scope 3 emissions
Includes: **Purchased goods and services, capital goods, fuel and energy related activities, waste generated**
Total: **456 tons CO2 equivalent**
Reduction measures: **Purchasing goods with least carbon footprint**

Renewable Sector in India – A Multi-Decadal Growth Story



India Renewable Sector – A Multi-Decadal Growth Story

India's per capita electricity consumption expected to triple

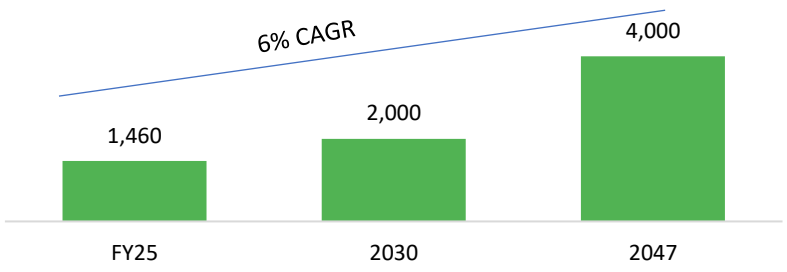

Power Demand in BUs | Multi-year high demand in FY27 YTD

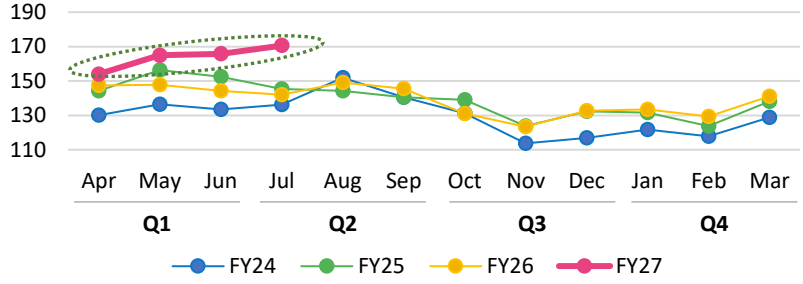

Solar + Wind forms 40% of the total installed capacity

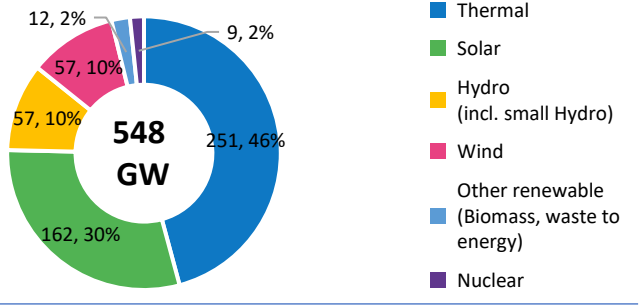

India targets 500 GW/1,800 GW of non-fossil fuel capacity by 2030/2047

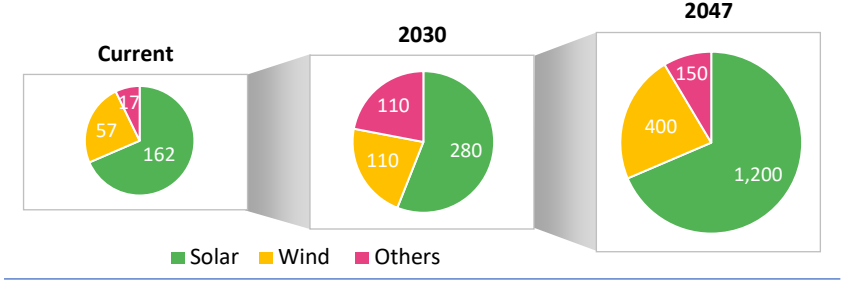

Huge Potential for Growth – India's onshore wind potential stands at 695 GW at 120m hub height and 1,164 GW at 150m hub height

Sources: NEP 2026, CEA, MoP, International Energy Agency, World Bank, JMK report

Strong Future Demand for Wind Installations Due to its Complementary Generation Profile to Solar

Highest Ever Wind Installations in FY26…

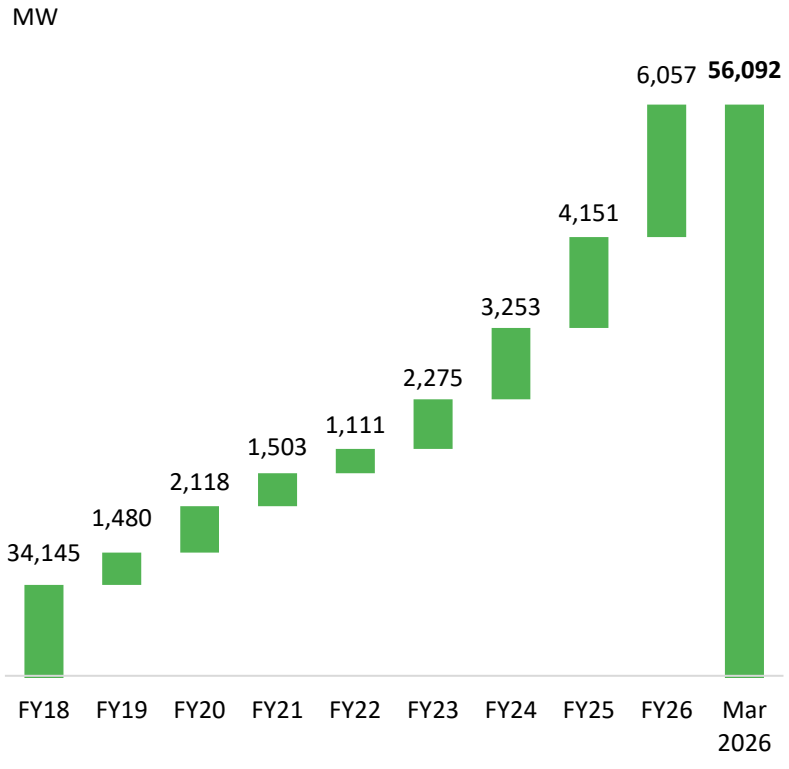

…With 8-10 GW Annual Wind Installations Expected in Near Term

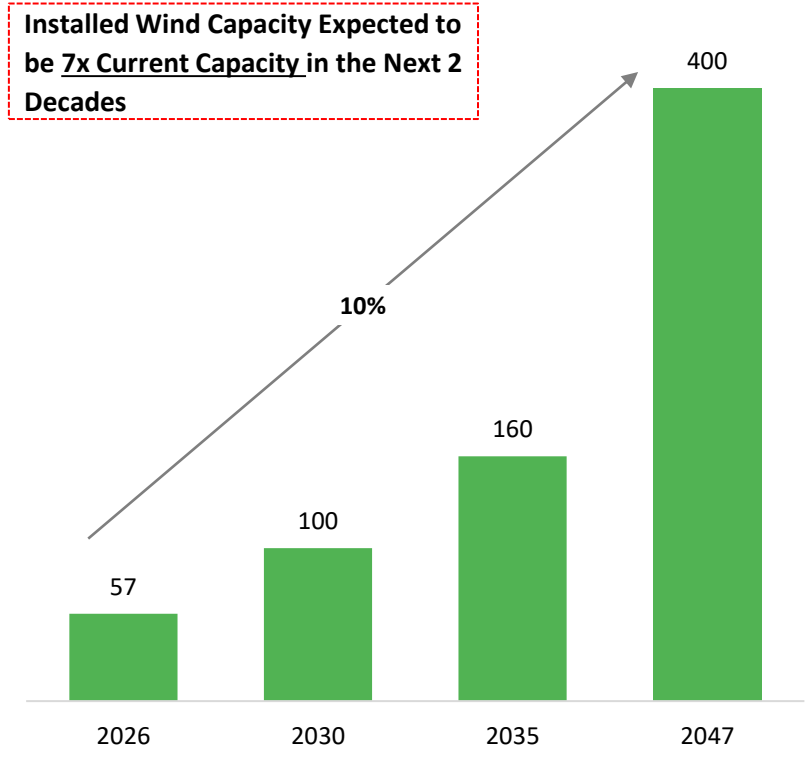

Sources: MNRE, MoP, CEA, International Energy Agency, JMK report, CII report

Pure Wind Bids Highest In the Last 8 Quarters

Renewable capacity awarded

Out of 9.34 GW renewables capacity awarded through tenders in Q1 FY27, **4.55 GW (49%) comprised of wind/Hybrid/FDRE projects**

9.34 GW RE capacity Awarded in Q1 FY27

2.35 GW	1.20 GW	1.00 GW	1.34 GW	3.45 GW
Wind	FDRE	Hybrid	Solar	Solar Storage

13.9 GW renewable capacity added in Q1 FY27

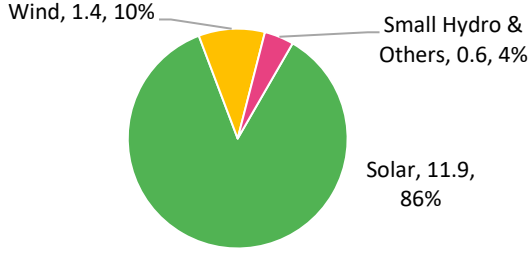

India's RE capacity (ex-large hydro): ~ 237 GW as of Jun'26

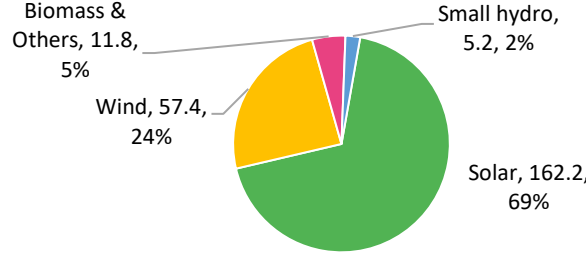

All-India RE capacity (excl large hydro of 51GW) reached ~ 237 GW in Jun'26

Sources: MNRE, CEA, MoP, Industry data

Key Financials



Key Financials – Consolidated Income Statement

Particulars (Rs cr)	Q1 FY27	Q1 FY26#	FY26	FY25
(a) Revenue from operation (net of taxes)	43.3	52.4	281.0	220.2
(b) Other Income	57.9	33.1	145.2	31.8
Total Income	101.2	85.5	426.2	252.0
Expenses				
(a) O&M, Common infrastructure facility expenses	25.0	28.1	152.6	98.8
(b) Purchases of stock-in-trade	-	-	10.2	-
(c) Changes in inventories	-	-	-	-
(d) Employee benefits expense	13.9	12.9	57.2	47.7
(e) Finance costs	2.1	3.6	8.8	18.6
(f) Depreciation and amortization expense	0.4	0.4	1.7	0.9
(g) Other expenses	5.3	9.0	37.9	37.1
Total Expenses (a to g)	46.7	54	268.4	203.2
Profit/(Loss) before & tax	54.5	31.5	157.8	48.8
- Current Tax	0.1	0.2	0.7	1.4
- Deferred Tax	13.6	7.8	52.7	11.4
Total Provision for Taxation	13.7	8.0	53.5	12.8
Profit/(Loss) after tax from continuing operations	40.8	23.5	104.3	36.0
Profit/(loss) after tax for the period	**40.8**	**22.4**	**103.4**	**21.9**
EBITDA	**57.0**	**47.7**	**209.7**	**122.8**
Cash PAT*	**54.8**	**43.8**	**157.9**	**34.2**

* Cash PAT = PAT + Depreciation + Deferred Taxes
# Restatement of financials due to discontinued operations

THANK YOU

Investor Relations
Contact No: +91 120 614 9600
Email : investor@inoxgreen.com

Follow us on Social Media:

This presentation and the related discussions may contain “forward looking statements” by Inox Green Energy Services Limited (“Inox Green” or “the Company”) that are not historical in nature. These forward looking statements, which may include statements relating to future state of affairs, results of operations, financial condition, business prospects, plans and objectives, are based on the current beliefs, assumptions, expectations, estimates, and projections of the management of Inox Green about the business, industry and markets in which Inox Green operates.

These statements are not guarantees of future performance, and are subject to known and unknown risks, uncertainties, and other factors, some of which are beyond Inox Green’s control and difficult to predict, that could cause actual results, performance or achievements to differ materially from those in the forward looking statements.

Such statements are not, and should not be construed, as a representation as to future performance or achievements of Inox Green. In particular, such statements should not be regarded as a projection of future performance of Inox Green. It should be noted that the actual performance or achievements of Inox Green may vary significantly from such statements.

Accordingly, this presentation is subject to disclaimer and qualified in its entirety, by assumptions and qualifications and therefore, the readers and participants are cautioned not to place undue reliance on forward looking statements as a number of factors could cause assumptions, actual future results and events can differ materially from those expressed in the forward looking statements.