

INOX GREEN ENERGY SERVICES LIMITED

ANNUAL REPORT

FY 2021-22

INOX GREEN ENERGY SERVICES LIMITED

CORPORATE INFORMATION

Board of Directors

Manoj Shambhu Dixit
Whole-time Director

Mukesh Manglik
Whole-time Director

Vineet Valentine Davis
Non-Executive Director

Shanti Prashad Jain
Independent Director

Bindu Saxena
Independent Director

V. Sankaranarayanan
Independent Director

Key Managerial Personnel

Manoj Shambhu Dixit
Whole-time Director

Mukesh Manglik
Whole-time Director

Govind Rathor
Chief Financial Officer

Pooja Paul
Company Secretary
and Compliance Officer

Statutory Auditor

M/s. Dewan P.N. Chopra & Co.
Chartered Accountants
C-109, Defence Colony,
New Delhi-110024
Tel: +91 11-24645895/96

Debenture Trustee

Catalyst Trusteeship Limited
810, 8th Floor, Kailash Building,
26, Kasturba Gandhi Marg,
New Delhi-110001
Tel: 011-4302 9101
Fax: 022- 4922 0505
Email: sameer.trikha@cltrustee.com
Contact Person: Mr. Sameer Trikha

Registrar & Transfer Agent

Link Intime India Private Limited
Noble Heights, 1st Floor,
Plot No. NH-2, LSC, C-1 Block,
Near Savitri Market
Janak Puri, New Delhi-110058

Registered Office

Survey No. 1837 & 1834
At Moje Jetalpur, ABS Towers
Second Floor, Old Padra Road,
Vadodara-390007, Gujarat
Tel: 0265-6198111/ 2330057

Corporate Office

Inox Towers, Plot No. 17,
Sector-16A, Noida - 201301
Uttar Pradesh
Tel: 0120-6149600

INOX GREEN ENERGY SERVICES LIMITED

(formerly known as Inox Wind Infrastructure Services Limited)

(CIN: U45207GJ2012PLC070279)

Registered Office: Survey No. 1837 & 1834, At Moje Jetalpur, ABS Towers,

Second Floor, Old Padra Road, Vadodara -390007, Gujarat

Telephone: 0265 6198111/2330057; **Fax:** 0265 2310312

Email id: investor@inoxgreen.com

Website: www.inoxgreen.com

NOTICE

NOTICE is hereby given to the Members of **Inox Green Energy Services Limited** that the **Tenth Annual General Meeting** of the Company will be held at the Registered Office of the Company at Survey No. 1837 & 1834, At Moje Jetalpur, ABS Towers, Second Floor, Old Padra Road, Vadodara, Gujarat 390007, on **Wednesday, the 14th day of September, 2022, at 12:30 P.M.**, to transact the following business:

ORDINARY BUSINESS

1. Adoption of Financial Statements

To consider and adopt:

- the Audited Standalone Financial Statements of the Company for the Financial Year ended 31st March, 2022, the reports of the Board of Directors and Auditors thereon; and
- the Audited Consolidated Financial Statements of the Company for the Financial Year ended 31st March, 2022 and the report of the Auditors thereon

2. Re-appointment of Shri Mukesh Manglik (DIN: 07001509) as a Director of the Company

To appoint a Director in place of Shri Mukesh Manglik (DIN: 07001509) who retires by rotation and being eligible offers himself for re-appointment.

SPECIAL BUSINESS

3. Approval of remuneration of M/s Jain Sharma and Associates (Firm Registration No. 000270) for Cost Audit of the Company for Financial Year 2022-23

To consider and if thought fit, to pass with or without modification(s), the following resolution as an **Ordinary Resolution**:

“RESOLVED THAT pursuant to the provisions of Sections 141, 148 and all other applicable provisions of the Companies Act, 2013 read with the Companies (Audit and Auditors) Rules, 2014 (including any statutory modification(s) or amendment(s) or re-enactment(s) thereof, for the time being in force), the remuneration of Rs. 1,50,000 (Rupees One Lakh Fifty Thousand only) plus applicable taxes and reimbursement of out of pocket expenses, at actual, as approved by Board of Directors of the Company, to be paid to M/s Jain Sharma and Associates, Cost Auditors (Firm Registration no. 000270) of the Company for conducting the audit of the cost records of the Company for the Financial Year ending on 31st March, 2023 be and is hereby ratified and confirmed.”

An **INOXGFL** Group Company
BEYOND INFINITY

Registered Office : Survey No. 1837 & 1834, At Moje Jetalpur, ABS Tower, 2nd Floor, Old Padra Road, Vadodara-390 007, Gujarat, INDIA
Tel : +91-265-6198111 / 2330057, Fax : +91-265-2310312

Vadodara Office: ABS Towers, 2nd Floor, Old Padra Road, Vadodara-390007, Gujarat, India | Tel : 91-265-6198111/2330057 | Fax: +91-265-2310312

“RESOLVED FURTHER THAT the Board of Directors of the Company be and are hereby authorised to do all such acts and take all such steps as they may deem necessary, proper or expedient to give effect to this resolution.”

By Order of the Board of Directors



Place: Noida
Date: 12th August, 2022

Pooja Paul
Company Secretary

Notes:

1. A MEMBER ENTITLED TO ATTEND AND VOTE AT THE ANNUAL GENERAL MEETING ("MEETING") IS ENTITLED TO APPOINT ONE OR MORE PROXIES TO ATTEND AND VOTE ON A POLL ONLY INSTEAD OF HIMSELF/ HERSELF AND A PROXY NEED NOT BE A MEMBER. Proxies, in order to be effective, must be received at the Registered Office of the Company not less than 48 hours before the commencement of the Meeting.
2. A PERSON CAN ACT AS A PROXY ON BEHALF OF MEMBERS NOT EXCEEDING FIFTY (50) AND HOLDING IN THE AGGREGATE NOT MORE THAN TEN PERCENT (10%) OF THE TOTAL SHARE CAPITAL OF THE COMPANY. HOWEVER, A MEMBER HOLDING MORE THAN TEN PERCENT (10%), OF THE TOTAL SHARE CAPITAL OF THE COMPANY CARRYING VOTING RIGHTS MAY APPOINT A SINGLE PERSON AS PROXY AND SUCH PERSON SHALL NOT ACT AS PROXY FOR ANY OTHER PERSON OR MEMBER.
3. The Statement pursuant to Section 102 (1) of the Companies Act, 2013 in respect of the Special Business in respect of Item No. 3 hereinabove is annexed hereto.
4. Appointment/ Re-appointment of Director:

The information required to be provided as per the Secretarial Standard (SS-2) issued by the Institute of Company Secretaries of India in respect of Director/s being appointed / re-appointed is given herein below:

Name of Director	Shri Mukesh Manglik
Date of Birth and Age	16 th September, 1951, 70 Years
Date of first appointment on the Board	21 st October, 2014
Directors Identification Number	07001509
Qualification	BE (Electrical), VJTI, Mumbai University
Experience/ Expertise in Specific Functional Area	He possesses more than four decades of experience in the field of design and development of power electronics & process controls including over 18 years of experience in the wind industry with expertise in engineering, operations, maintenance and commissioning of wind turbine generators. He has been associated with Inox GFL Group since 2008 and is spearheading the Company's Engineering and Product Development Department. He is also on the Boards of various Inox GFL Group companies.
Directorship held in other Companies	<ol style="list-style-type: none">1. Inox Wind Limited2. Wind One Renergy Limited3. Vibhav Energy Private Limited4. Tempest Wind Energy Private Limited5. Resco Global Wind Services Private Limited6. Wind Three Renergy Limited7. Flurry Wind Energy Private Limited8. Suswind Power Private Limited9. Ripudaman Urja Private Limited
Membership / Chairmanship of other Companies	Inox Wind Limited <ol style="list-style-type: none">1. Nomination and Remuneration Committee, Member2. IWL Committee of Board of Directors for

	Operations, Member 3. Business Responsibility Committee, Member
The Number of Meeting of the Board attended during the year	2
Remuneration last drawn	Nil
Relationship with other Directors, Manager and other Key Managerial Personnel of the Company	Not related to any Directors/ KMP
Shareholding in the Company	Nil

5. Members desiring any relevant information on the accounts at the Annual General Meeting are requested to write to the Company Secretary at least seven days in advance at the Company's Corporate Office address so as to enable the Company to keep the information ready.
6. Members/ Proxies are requested to bring their filled in Attendance Slip and their copy of Annual Report to the Meeting.
7. Corporate Members intending to send their Authorised Representative(s) to attend the Annual General Meeting are requested to send duly certified copy of the Board Resolution authorizing such representative(s) to attend and vote at the Annual General Meeting.
8. The relevant documents referred to in the accompanying Notice of Meeting and in the Explanatory Statement are open for inspection by the Members of the Company at the Registered Office's on all working days (except Saturdays, Sundays and Public Holidays) between 11.00 A.M. to 01.00 P.M. upto the date of this Meeting.

THE STATEMENT UNDER SECTION 102 (1) OF THE COMPANIES ACT, 2013

Item No. 3

In accordance with the provisions of Section 148 of the Act read with the Companies (Audit and Auditors) Rules, 2014, the remuneration payable to the Cost Auditors has to be ratified by the Members of the Company.

Accordingly, consent of the Members is sought for passing an Ordinary Resolution as set out at Item No. 3 of the Notice for ratification of the remuneration payable to the Cost Auditors for the Financial Year ending 31st March, 2023.

None of the Directors, Key Managerial Personnel of the Company and their relatives is, in any way, concerned or interested, financially or otherwise, in the resolution set out at Item No. 3 of the Notice.

The Directors recommend the Resolution as stated at Item No. 3 of the Notice for approval of the Members by way of an Ordinary Resolution.

By Order of the Board of Directors



Pooja Paul
Company Secretary

Place: Noida
Date: 12th August, 2022

PROXY FORM

[Form No. MGT-11]

[Pursuant to Section 105(6) of the Companies Act, 2013 and rule 19(3) of the Companies (Management and Administration) Rules, 2014]

INOX GREEN ENERGY SERVICES LIMITED

(formerly known as Inox Wind Infrastructure Services Limited)

(CIN: U45207GJ2012PLC070279)

Registered Office: Survey No. 1837 & 1834, At Moje Jetalpur, ABS Towers,
Second Floor, Old Padra Road, Vadodara -390007, Gujarat

Telephone: 0265 6198111/2330057; **Fax:** 0265 2310312

Email id: investor@inoxgreen.com

Website: www.inoxgreen.com

Tenth Annual General Meeting – Wednesday, 14th September, 2022 at 12:30 P.M.

Name of the Member(s) :

Registered Address :

E-mail ID :

Folio No./ Client ID :

--	--	--	--	--	--	--	--	--	--	--	--	--	--	--	--	--	--	--	--

DP ID :

--	--	--	--	--	--	--	--	--	--	--	--	--	--	--	--	--	--	--	--

I/ We, being the Member(s) of _____ shares of the above named Company, hereby appoint

Name: _____ E-mail ID: _____

Address: _____

Signature: _____

Or failing him/ her

Name: _____ E-mail ID: _____

Address: _____

Signature: _____

Or failing him/ her

Name: _____ E-mail ID: _____

Address: _____

Signature: _____

as my/ our proxy to attend and vote (on a poll) for me/ us and on my/ our behalf at the 10th Annual General Meeting of the Company, to be held on **Wednesday, 14th September, 2022, at 12:30 P.M.** at Survey No. 1837 & 1834, At Moje Jetalpur, ABS Towers, Second Floor, Old Padra Road, Vadodara-390007, Gujarat, India and at any adjournment thereof in respect of such resolutions as are indicated below:

Resolution Number	Resolution	Vote (Optional see Note 2) (Please mention no. of shares)		
		For	Against	Abstain
Ordinary Business				
1.	To consider and adopt: a) the Audited Standalone Financial Statements of the Company for the Financial Year ended 31 st March, 2022, the reports of the Board of Directors and Auditors thereon; and b) the Audited Consolidated Financial Statements of the Company for the Financial Year ended 31 st March, 2022 and the report of the Auditors thereon (Ordinary Resolution)			
2.	Re-appointment of Shri Mukesh Manglik (DIN: 07001509) as a Director of the Company (Ordinary Resolution)			
Special Business				
3.	Approval of remuneration of M/s Jain Sharma and Associates (Firm Registration no. 000270) for Cost Audit of the Company for Financial Year 2022-23 (Ordinary Resolution)			

Signed this _____ day of _____ 2022.

Affix a Revenue Stamp not less than Re. 1
--

Signature of Shareholder

Signature of Proxy Holder(s)

Notes:

1. This form of proxy, in order to be effective, should be duly completed and deposited at the Registered Office of the Company, not less than 48 hours before the commencement of the Meeting.
2. It is optional to indicate your preference. If you leave the 'For', 'Against' or 'Abstain' column blank against any or all of the resolutions, your proxy will be entitled to vote in the manner as he/she may deem appropriate.

ATTENDANCE SLIP

[To be handed over at the entrance of Meeting Hall]

INOX GREEN ENERGY SERVICES LIMITED

(formerly known as Inox Wind Infrastructure Services Limited)

(CIN: U45207GJ2012PLCo70279)

Registered Office: Survey No. 1837 & 1834, At Moje Jetalpur, ABS Towers,
Second Floor, Old Padra Road, Vadodara -390007, Gujarat

Telephone: 0265 6198111/2330057; **Fax:** 0265 2310312

Email id: investor@inoxgreen.com

Website: www.inoxgreen.com

10th Annual General Meeting - Wednesday, 14th September, 2022, at 12:30 P.M.

Regd. Folio No. _____/DP ID _____ Client ID/Ben. A/C _____ No. of shares held _____

I certify that I am a registered shareholder/proxy for the registered Shareholder of the Company.
I hereby record my presence at the 10th Annual General Meeting of the Company on Wednesday, 14th September, 2022, at 12:30 P.M. at Survey No. 1837 & 1834, At Moje Jetalpur, ABS Towers, Second Floor, Old Padra Road, Vadodara- 390007, Gujarat.

Member's/Proxy's name in Block Letters

Member's/Proxy's Signature

Note: Please fill this attendance slip and hand it over at the entrance of the hall.

Route Map



Survey No. 1837 & 1834 At Moje Jetalpur, ABS Towers, Second Floor,
Old Padra Road, Vadodara- 390007, Gujarat

BOARD'S REPORT

To the Members of
Inox Green Energy Services Limited

Your Directors take pleasure in presenting to you their Tenth Annual Report together with the Audited Financial Statements for the Financial Year ended on 31st March, 2022.

1. FINANCIAL RESULTS

Following are the working results for the Financial Year 2021-22:

Amount in Rs. Lakhs

Sr. No.	Particulars	Standalone		Consolidated	
		2021-22	2020-21	2021-22	2020-21
I.	Revenue from Operations	17,399.58	17,682.43	17,216.63	17,224.74
II.	Other income	1,017.13	1,486.35	1,806.58	1,403.79
III.	Total Revenue Income (I+II)	18,416.71	19,168.78	19,023.21	18,628.53
IV.	Total Expenses	19,078.06	19,940.33	19,493.85	19,963.68
V.	Share of profit/(loss) of associates	-	-	-	(1,899.14)
VI.	Profit/(Loss) before exceptional item and tax from continuing operations (III - IV+V)	(661.35)	(771.55)	(470.64)	(3,234.29)
VII.	Total Tax expense	(221.23)	(272.00)	24.46	(461.31)
VIII.	Profit/(Loss) after tax for the period from continuing operations (VI - VII)	(440.12)	(499.55)	(495.10)	(2,772.98)
IX.	Profit/(Loss) for the period/year from discontinued operations	(5,264.32)	(6,691.40)	(8,824.52)	(12,579.30)
X.	Profit/(Loss) after tax for the period/ year (VIII+IX)	(5,704.44)	(7,190.95)	(9,319.62)	(15,352.28)

As part of a strategic initiative, the Company hived off its EPC business by way of slump sale to Resco Global Wind Services Private Limited (RESCO), a fellow subsidiary, effective 31st December, 2021. Post the hive off, the Company remains a pure O & M Company.

2. CONSOLIDATED FINANCIAL STATEMENTS

As per applicable provisions of the Companies Act, 2013 read with the Rules issued thereunder, the Consolidated Financial Statements of the Company for the Financial Year 2021-22 have been prepared in accordance with the Indian Accounting Standards (Ind-AS) prescribed under Section 133 of the Companies Act, 2013 and other recognized accounting practices and policies to the extent applicable and on the basis of audited financial statements of the Company, its subsidiary companies, as approved by the respective Board of Directors.

An **INOXGFL** Group Company
BEYOND INFINITY

Registered Office : Survey No. 1837 & 1834, At Moje Jetalpur, ABS Tower, 2nd Floor, Old Padra Road, Vadodara-390 007, Gujarat, INDIA
 Tel : +91-265-6198111 / 2330057, Fax : +91-265-2310312

Vadodara Office: ABS Towers, 2nd Floor, Old Padra Road, Vadodara-390007, Gujarat, India | Tel : 91-265-6198111/2330057 | Fax: +91-265-2310312

The Consolidated Financial Statements together with the Independent Auditor's Report form part of this Annual Report. The Audited Standalone and Consolidated Financial Statements for the Financial Year 2021-22 shall be laid before the Annual General Meeting for approval of the Members of the Company.

3. DIVIDEND

No dividend has been recommended by the Board of Directors for the year ended 31st March, 2022.

4. TRANSFER TO RESERVES

During the year under review, the Company has not transferred any amount to General Reserves.

5. NAME CHANGE OF THE COMPANY

The name of the Company was changed from Inox Wind Infrastructure Services Limited to Inox Green Energy Services Limited w.e.f. 27th October, 2021 pursuant to the receipt of fresh certificate of incorporation in relation to change of name from the Registrar of Companies, Ahmedabad, Gujarat.

6. INITIAL PUBLIC OFFER

During the period under review, the Board of Directors of the Company on 6th December, 2021 and Shareholders on 12th January, 2022 accorded their approval for fund raising, subject to receipt of requisite approvals, market conditions and other considerations, by way of an initial public offer of its Equity Shares comprising of fresh issue of Equity Shares aggregating upto Rs. 500 Crore ("Fresh Issue") and/ or an offer of sale of Equity Shares by certain existing and eligible shareholders of the company, in accordance with the Companies Act, 2013 and the rules made thereunder ("Companies Act"), the Securities and Exchange Board of India (Issue of Capital and Disclosure Requirements) Regulations, 2018, as amended ("SEBI ICDR Regulations") and other applicable laws (the "Offer"). The Draft Red Hearing Prospectus (DRHP) was filed with SEBI on 7th February, 2022 which was withdrawn pursuant to the approval of the Board of Directors on 28th April, 2022.

The Board of Directors and Shareholders of the Company accorded their fresh approval in their respective meeting held on 9th May, 2022 and 26th May, 2022 for raising capital, subject to receipt of requisite approvals, market conditions and other considerations, by way of an initial public offer of its Equity Shares comprising of fresh issue of Equity Shares aggregating upto Rs. 500 Crore ("Fresh Issue") and/ or an offer of sale of Equity Shares by certain existing and eligible shareholders of the company, in accordance with the Companies Act, 2013 and the rules made thereunder ("Companies Act"), the Securities and Exchange Board of India (Issue of Capital and Disclosure Requirements) Regulations, 2018, as amended ("SEBI ICDR Regulations") and other applicable laws (the "Offer"). The Draft Red Hearing Prospectus (DRHP) was filed with SEBI on 17th June, 2022.

7. DIRECTORS AND KEY MANAGERIAL PERSONNEL

Appointments/ Resignations during the year under review and upto the date of this report:

Ms. Bindu Saxena was appointed as an Additional and Independent Director of the Company by the Board of Directors in their meeting held on 14th December, 2021 for a term of five consecutive years with effect from 14th December, 2021 and her appointment was approved by the Members of the Company in the 21st Extra-Ordinary General Meeting of the Company held on 12th January, 2022.

Brief profile of Ms. Bindu Saxena

She holds a degree in bachelor's in law from Lucknow University, Uttar Pradesh. She is a practising Advocate and is a Partner of the Law Firm M/s. Swarup & Company, New Delhi. She has over 30 years of experience as corporate attorney with experience of commercial transactions and projects in India and overseas.

In the opinion of the Board, she is a person of high integrity and possesses skills/ expertise/ competencies including in the following areas: Accounts and finance, financial management, audit management, taxation, corporate governance, administration, legal and compliance and business

strategy and management. Due to her vast and varied experience including as Independent Director on the Board of various companies including listed companies, she is exempted to take the online proficiency self assessment test conducted by the Indian Institute of Corporate Affairs.

Shri Mukesh Manglik (DIN: 07001509), who has attained 70 years of age, was re-appointed as a Whole-time Director of the Company by the Board of Directors in their meeting held on 14th December, 2021 for a further period of two years with effect from 19th May, 2022 and his re-appointment was approved by the Members of the Company in the 21st Extra-Ordinary General Meeting of the Company held on 12th January, 2022.

Shri Manoj Shambhu Dixit (DIN: 06709232) was re-appointed as a Whole-time Director of the Company by the Board of Directors in their meeting held on 14th December, 2021 for a further period of two years with effect from 8th October, 2022 and his re-appointment was approved by the Members of the Company in the 21st Extra-Ordinary General Meeting of the Company held on 12th January, 2022.

The Members of the Company in the 21st Extra-Ordinary General Meeting of the Company held on 12th January, 2022 had approved continuation of Shri Shanti Prashad Jain (DIN: 00023379) as an Independent Director who is above 75 years of age to hold office upto the expiry of his present term i.e. upto 28th May, 2024.

Appointment of Shri Mukesh Manglik (DIN: 07001509) who retires by rotation and being eligible, and being eligible have offered himself for re-appointment.

Necessary resolutions in respect of Director seeking appointment and his brief resume pursuant Secretarial Standard -2 issued by the Institute of Company Secretaries of India are provided in the Notice of the Annual General Meeting forming part of this Annual Report.

Particulars of shares held by Non-Executive Director

Name of Non-Executive Director	No. of shares held	% of total share holding
Shri Vineet Valentine Davis	Nil	Nil
Shri Venkatanarayanan Sankaranarayanan	Nil	Nil
Shri Shanti Prashad Jain	Nil	Nil
Ms. Bindu Saxena	Nil	Nil

8. NOMINATION AND REMUNERATION POLICY

The salient features and objectives of the Nomination and Remuneration Policy of the Company are as under:

- To lay down criteria for identifying persons who are qualified to become Directors and who may be appointed in Senior Management of the Company in accordance with the criteria laid down by Nomination and Remuneration Committee and recommend to the Board their appointment and removal;
- To formulate criteria for determining qualification, positive attributes and Independence of a Director;
- To determine the composition and level of remuneration, including reward linked with the performance, which is reasonable and sufficient to attract, retain and motivate Directors, KMP, Senior Management Personnel & other employees to work towards the long term growth and success of the Company.

The Nomination and Remuneration Policy has been uploaded on the Company's website; www.inoxgreen.com and can be accessed at https://www.inoxgreen.com/PDF/ann_8.pdf.

9. DECLARATION OF INDEPENDENCE

The Company has received declarations from all the Independent Directors confirming that they meet the criteria of independence as prescribed under the provisions of Section 149 (6) of the Companies Act, 2013 read with the Schedules annexed thereto and Rules made thereunder. They have also confirmed that they have complied with the Code of Conduct as prescribed in the Schedule IV to the Companies Act, 2013.

10. FAMILIARISATION PROGRAMME FOR INDEPENDENT DIRECTORS

The Familiarization Programme seeks to update the Independent Directors on various matters covering Company's strategy, business model, operations, finance, risk management etc. It also seeks to update the Independent Directors with their roles, rights, responsibilities, duties under the Companies Act, 2013 and other statutes.

Formal Letter of Appointment:

Independent Directors of the Company has been issued a formal Letter of Appointment setting out in detail the terms of appointment, duties and responsibilities.

Separate Meeting of Independent Directors:

As stipulated under Section 149 of the Companies Act, 2013 (the "Act"), read with Schedule IV of the said Act, a separate meeting of the Independent Directors of the Company was held on 11th February, 2022 with the following agenda:

- review the performance of Non-Independent Directors, Board as a whole and Chairperson of the Company; and
- to assess the quality, quantity and timeliness of flow of information between the Company Management and the Board that is necessary for the Board to effectively and reasonably perform their duties.

11. PERFORMANCE EVALUATION

Performance Evaluation forms containing criteria for evaluation of Board as a whole, Committees of the Board and Individual Directors and Chairperson of the Company were sent to all the Directors with a request to provide their feedback to the Company on the Annual Performance of Board as a whole, Committees of Board and Individual Directors for the Financial Year 2021-22. Further, based on the feedback received by the Company, the Nomination and Remuneration Committee at its Meeting held on 11th February, 2022 had noted the Annual Performance of each of the Directors and recommended to the Board to continue the terms of appointment of all the Independent Directors of the Company and the Board of Directors of the Company at its Meeting held on 11th February, 2022 noted that the performance of Board, Committees of the Board and Individual Directors and Chairperson (including Chairperson, Independent Directors) is evaluated as highly satisfactory by this evaluation process.

12. MEETINGS OF THE BOARD

During the year under review, the Board met 10 (Ten) times on the following dates; 21st June, 2021, 25th June, 2021, 13th August, 2021, 6th October, 2021, 14th October, 2021, 15th November, 2021, 6th December, 2021, 14th December, 2021, 18th January, 2022 and 11th February, 2022. The intervening gap between the two Meetings was within the time limit prescribed under Section 173 of the Companies Act, 2013.

13. COMMITTEE OF THE BOARD

(i) AUDIT COMMITTEE

During the year under review, the Audit Committee was reconstituted and its terms of reference

were revised on 14th December, 2021. It presently comprises of four Directors namely Shri V. Sankaranarayanan, Independent Director as Chairman, Shri Shanti Prashad Jain & Ms. Bindu Saxena, Independent Directors and Shri Mukesh Manglik, Whole-time Director as Members of the Committee.

The composition of Audit Committee is in compliance of Section 177 of the Companies Act, 2013 read with relevant Rules made thereunder.

During the Financial Year 2021-22, the Audit Committee met 7 (Seven) times on the following dates, 25th June, 2021, 13th August, 2021, 6th October, 2021, 14th October, 2021, 14th December, 2021, 18th January, 2022 and 11th February, 2022.

(ii) NOMINATION AND REMUNERATION COMMITTEE

The terms of reference of the Nomination and Remuneration Committee were revised on 14th December, 2021. It comprises of three Directors namely Shri Venkatanarayanan Sankaranarayanan, Independent Director as Chairman, Shri Shanti Prashad Jain, Independent Director and Shri Vineet Valentine Davis, Non-Executive Director as Members of the Committee.

The composition of Nomination and Remuneration Committee is in compliance of Section 178 of the Companies Act, 2013 read with relevant Rules made thereunder.

During the Financial Year 2021-22, the Nomination and Remuneration Committee met 4 (Four) times on 21st June, 2021, 13th August, 2021, 14th December and 11th February, 2022.

(iii) CORPORATE SOCIAL RESPONSIBILITY COMMITTEE

The terms of reference of the Corporate Social Responsibility Committee were revised on 14th December, 2021. It comprises of three Directors namely Shri Mukesh Manglik, Whole-time Director as Chairman, Shri Vineet Valentine Davis, Non-Executive Director and Shri Venkatanarayanan Sankaranarayanan, Independent Director as Members of the Committee.

The composition of Corporate Social Responsibility Committee is in compliance of Section 135 of the Companies Act, 2013 read with relevant Rules made thereunder.

During the Financial Year 2021-22, the Corporate Social Responsibility Committee met 2 (Two) time on 25th June, 2021 and 13th August, 2021.

(iv) STAKEHOLDERS RELATIONSHIP COMMITTEE

During the year under review, the Stakeholders Relationship Committee was constituted and its terms of reference were defined on 14th December, 2021. It comprises of three Directors namely Shri Venkatanarayanan Sankaranarayanan, Independent Director as Chairman, Shri Manoj Shambhu Dixit, Whole-time Director and Shri Vineet Valentine Davis, Non-Executive Director as Members of the Committee.

The composition of Stakeholders Relationship Committee is in compliance of Section 178 of the Companies Act, 2013 read with relevant Rules made thereunder.

(v) RISK MANAGEMENT

During the year under review, the Risk Management Committee was constituted and its terms of reference were defined on 14th December, 2021. It comprises of three Directors namely Shri Manoj Shambhu Dixit, Whole-time Director as Chairman, Shri Venkatanarayanan Sankaranarayanan, Independent Director and Shri Vineet Valentine Davis, Non-Executive Director as Members of the Committee.

The Company has in place a mechanism/ Enterprise Risk Framework to inform the Board about the risk assessment and minimization procedures to review key elements of risks viz. regulatory, legal, competition and financial risks etc. involved and measures taken to ensure that risk is

controlled by means of a properly defined framework. In the Board's view, there are no material risks which may threaten the existence of the Company.

14. DIRECTOR'S RESPONSIBILITY STATEMENT AS PER SUB-SECTION (5) OF SECTION 134 OF THE COMPANIES ACT, 2013

To the best of their knowledge and belief and according to the information and explanations obtained by your Directors, they make the following statements in terms of Section 134(3)(c) of the Companies Act, 2013:

- i. in the preparation of the Annual Accounts, the applicable Accounting Standards had been followed and there are no departures from the requirements of the Accounting Standards;
- ii. the Directors had selected such Accounting Policies and applied them consistently and made judgments and estimates that are reasonable and prudent so as to give a true and fair view of the state of affairs of the Company at the end of the financial year and of the loss of the Company for that period;
- iii. the Directors had taken proper and sufficient care for the maintenance of adequate accounting records in accordance with the provisions of this Act for safeguarding the assets of the Company and for preventing and detecting fraud and other irregularities;
- iv. the Directors had prepared the Annual Accounts on a going concern basis;
- v. the Directors had laid down Internal Financial Controls to be followed by the Company and that such Internal Financial Controls were adequate and were operating effectively; and
- vi. the Directors had devised proper systems to ensure compliance with the provisions of all applicable laws and that such systems were adequate and operating effectively.

15. PARTICULARS OF LOANS GIVEN, INVESTMENTS MADE, GUARANTEES GIVEN AND SECURITIES PROVIDED

Particulars of Loans given, Investments made, Guarantees given and Securities provided along with the purpose for which the Loan or Guarantee or Security is proposed to be utilized by the Recipient are provided in the Standalone Financial Statements of the Company. Please refer to Notes No. 39, 42 and 43 to the Standalone Financial Statements of the Company.

16. CONTRACTS AND ARRANGEMENTS WITH RELATED PARTIES

All contracts/ arrangements/ transactions entered by the Company during the year under review with Related Parties are approved by the Audit Committee and/or Board and/or Shareholders, wherever necessary, as per the provisions of Section 177 and 188 of the Companies Act, 2013 read with the Rules framed thereunder. The Company had not entered into any contract/ arrangement/ transaction with Related Parties which could be considered material in accordance with the Policy of the Company on materiality of Related Party Transactions.

All transactions entered with Related Parties for the year under review were on arm's length basis and in the ordinary course of business. Further, there were no material related party transactions during the year under review. Hence, disclosures in Form AOC-2 is not required.

17. DEPOSITS

The Company has not accepted any deposits covered under Chapter V of the Companies Act, 2013.

18. SHARE CAPITAL AND DEBT STRUCTURE

Authorised Share Capital

During the year under review, the Authorised Share Capital of the Company was increased from Rs.152,00,00,000/- divided into 15,20,00,000 Equity Shares of Rs.10/- to Rs. 205,00,00,000/- divided into 20,50,00,000 Equity Shares of Rs. 10/- each pursuant to approval accorded by the Members of the Company at their 18th Extra-Ordinary General Meeting held on 24th June, 2021.

The Authorised Share Capital was further increased from Rs. 205,00,00,000/- divided into 20,50,00,000 Equity Shares of Rs. 10/- each to Rs. 440,00,00,000/- divided into 24,00,00,000 Equity Shares of Rs. 10/- each totalling to Rs. 240,00,00,000/- and 20,00,00,000 Preference Shares of Rs. 10/- each totalling to Rs. 200,00,00,000/- each, pursuant to approval accorded by the Members of the Company at their 19th Extra-Ordinary General Meeting held on 21st October, 2021.

The Authorised Share Capital was again increased from Rs. 440,00,00,000/- divided into 24,00,00,000 Equity Shares of Rs. 10/- each totalling to Rs. 240,00,00,000/- and 20,00,00,000 Preference Shares of Rs. 10/- each totalling to Rs. 200,00,00,000/- to Rs. 500,00,00,000/- divided into 30,00,00,000 Equity Shares of Rs. 10/- each totalling to Rs. 300,00,00,000/- and 20,00,00,000 Preference Shares of Rs. 10/- each totalling to Rs. 200,00,00,000/-, pursuant to approval accorded by the Members of the Company at their 20th Extra Ordinary General Meeting held on 26th November, 2021.

As at 31st March, 2022, the Authorised Share Capital stood at Rs. 500 Crore.

Paid-up Share Capital

During the year under review, the Paid-up Share Capital of the Company was increased from Rs. 128,61,99,270/- to Rs. 4,35,01,62,580 upon allotment of Equity Shares and Preference Shares, details of which are as follows:

Date of allotment	Type of Security	Reason/ Nature of allotment	Names of the allottees	No. of Shares allotted	Cumulative no. of Shares	Face value (Rs.)	Issue price per Share (Rs.)	Form of consideration
June 30, 2021	Equity Shares	Preferential allotment in lieu of repayment of existing unsecured loans, and interest accrued therein, extended to our Company from time to time by Inox Wind Limited.	Allotment of 52,300,035 Equity Shares to Inox Wind Limited	5,23,00,035	18,09,19,962	10	80.64	Other than cash
	Equity Shares	Preferential allotment in lieu of repayment of debt owed to Inox Wind Limited on account of receipt of materials/ services etc. by our Company from time to time.	Allotment of 22,104,727 Equity Shares to Inox Wind Limited	2,21,04,727	20,30,24,689	10	80.64	Other than cash
November 3, 2021	Equity Shares	Allotment pursuant to the conversion of	Allotment of 24,801,587 Equity Shares	2,48,01,587	22,78,26,276	10	80.64	Cash [#]

Date of allotment	Type of Security	Reason/ Nature of allotment	Names of the allottees	No. of Shares allotted	Cumulative no. of Shares	Face value (Rs.)	Issue price per Share (Rs.)	Form of consideration
		series D-1,000,000 optionally convertible debentures of ₹1,000 each and series E-1,000,000 optionally convertible debentures of ₹1,000 each issued to Inox Wind Limited on November 5, 2015 and November 17, 2015 respectively.	to Inox Wind Limited					
November 3, 2021	Preference Shares	Private Placement pursuant to conversion of inter-corporate deposits, extended to our Company from time to time by Inox Wind Limited and in lieu of repayment of debt owed to Inox Wind Limited on account of receipt of materials/ services etc. by our Company from time to time.	Allotment of 149,548,514 Preference Shares to Inox Wind Limited	14,95,48,514	37,73,74,790	10	10	Other than cash
November 12, 2021	Equity Shares	Preferential allotment in lieu of repayment of debt owed to the allottees on account of receipt of materials/ services etc. by our Company from time to time	Refer to Note 1	3,162,203	38,05,36,993	10	80.64	Other than cash
December 13, 2021	Equity Shares	Preferential allotment in lieu of repayment of debt owed to the allottees on account of receipt of materials/ services etc. by our Company from time to time	Refer to Note 2	4,027,779	38,45,64,772	10	80.64	Other than cash
December 31, 2021	Preference Shares	Private Placement pursuant to conversion of inter-corporate deposits, extended to our Company	Allotment of 50,451,486 Preference Shares to Inox Wind Limited	50,451,486	43,50,16,258	10	10	Other than cash

Date of allotment	Type of Security	Reason/ Nature of allotment	Names of the allottees	No. of Shares allotted	Cumulative no. of Shares	Face value (Rs.)	Issue price per Share (Rs.)	Form of consideration
		from time to time by Inox Wind Limited and in lieu of repayment of debt owed to Inox Wind Limited on account of receipt of materials/services etc. by our Company from time to time.						

Consideration for such Equity Shares was paid upfront at the time of allotment of the optionally convertible debentures.

Note 1: Allotment of 620,040 Equity Shares to Lal Singh (for and on behalf of M/s Lal Singh & Construction Company), 620,039 Equity Shares to Rahul Shrikant Joshi (on behalf of partnership firm M/s Anant Electricals & Engineers), 248,016 Equity Shares each to Dalwinder Singh Chahal (on behalf of partnership firm Bharat Cargo Movers), Parwinder Singh Chahal (on behalf of partnership firm Bharat Cargo Movers), Sarla Devi (for and on behalf of M/s Uttam Fabricators), Mohit Shamrao Jadhav (on behalf of partnership firm Firstnotch Solutions) and SMP Infracon LLP, 186,012 Equity Shares to Swaroop Dan Detha (for and on behalf of M/s Kaviraj Infracon), 130,208 Equity Shares to Dowpati Siva (on behalf of partnership firm M/s Raft & Mech Engineering), 124,008 Equity Shares to Daljit Singh Chahal (on behalf of partnership firm Bharat Cargo Movers), 62,004 Equity Shares each to Rajkumar Nandlal Gupta (on behalf of partnership firm Kandla Earth Movers), Neha Rajkumar Gupta (on behalf of partnership firm Kandla Earth Movers) and Prakash Ramchandra Patil (for and on behalf of M/s Madhur Electricals) and 55,804 Equity Shares to Challagundla Sudharani (on behalf of partnership firm M/s Raft & Mech Engineering), in lieu of repayment of debt owed to them on account of receipt of materials/services etc. by our Company from time to time.

Note 2: Allotment of 868,056 Equity Shares to Amrik Singh and Sons Crane Services Private Limited, 415,427 Equity Shares to Anaisha Solutions Private Limited, 248,016 Equity Shares each to Rahul Shrikant Joshi (on behalf of partnership firm M/s Anant Electricals & Engineers), Ashok Pruthviraj Katha (for and on behalf of M/s Pashwanath Scrape Trading Co.) and Windcare India Private Limited, 186,012 Equity Shares to Active Protection Services Private Limited, 148,810 Equity Shares to K.R. Composites Private Limited, 124,008 Equity Shares each to Jayendrasinh K. Vala (for and on behalf of M/s Raviraj Enterprises), Mahesh Sadanand Poojari (for and on behalf of M/s S. Poojari & Co.), Dalwinder Singh Chahal (on behalf of partnership firm Bharat Cargo Movers) and Parwinder Singh Chahal (on behalf of partnership firm Bharat Cargo Movers), 105,407 Equity Shares to Arvind Rampher Yadav (for and on behalf of M/s Shriram Fibertech & Shri Balaji Enterprises), 99,206 Equity Shares each to Radhe Shyam (for and on behalf of M/s Radhe Krishna Infra Enterprises) and Zakir Hussain (for and on behalf of M/s M.S. Engineering Works), 62,004 Equity Shares each to Kalyani Devanand Sapkal (for and on behalf of M/s Shiv Shakti Enterprises), Rameshwar Mulaji Jogi (for and on behalf of M/s Rameshwar Transport Co.), Lakhadhirbhai Jethurbhai Kothival (for and on behalf of M/s Manyata Enterprises), Ranmal Jethurbhai Kothival (for and on behalf of M/s Manyata Enterprises), Sumitra (for and on behalf of M/s Guni Wind Shakti), Daljit Singh Chahal (on behalf of partnership firm Bharat Cargo Movers) and Stella Engineering Solutions Private Limited, 49,603 Equity Shares each to Amrit Lal Aanjana (for and on behalf of M/s Amrit Enterprises) and Vinod Kumar Sharma (for and on behalf of M/s Mansi Enterprises), 41,336 Equity Shares each to Rohit Rajkishore Gupta (for and on behalf of M/s Yorks Equipment), Veena Rajkishore Gupta (for and on behalf of M/s Yorks Equipment) and Rajkishore Munshilal Gupta (for and on behalf of M/s Yorks Equipment), 31,002 Equity Shares each to Atul Yashwant Patki (for and on behalf of M/s Sarvesh Electricals), Nitin Kumar (for and on behalf of M/s S D International), Usha Chaudhary (for and on behalf of M/s S D International), Nitin Kumar (for and on behalf of M/s D N Infra Build Tech Services) and Usha Chaudhary (for and on behalf of M/s D N Infra Build Tech Services), 22,321 Equity Shares to Salamuddin Shah (for and on behalf of M/s

Salamuddin Shah) and 15,501 Equity Shares each to Jaywant Supadu Shinde (on behalf of partnership firm Krishana Electricals and Services) and Sagar Deepak Deore (on behalf of partnership firm Krishana Electricals and Services) in lieu of repayment of debt owed to them on account of receipt of materials/services etc. by our Company from time to time.

Optionally Convertible Debentures

During the year under review, the outstanding Series C and D of 4% Optionally Convertible Debentures of Rs. 1,000 each of the Company aggregating to Rs. 200 Crore were fully redeemed.

Non-Convertible Debentures

As at 31st March, 2022, 9.50% 1,950 Rated, Listed, Secured, Redeemable, Non-Convertible Debentures aggregating to Rs. 120 Crore were outstanding.

19. SUBSIDIARY COMPANIES INCLUDING JOINT VENTURE AND ASSOCIATE COMPANIES

As a part of its strategic business restructuring, the Company executed a share purchase agreement on 18th October, 2021 with its Holding and Promoter Company, Inox Wind Limited Limited to sell the entire issued and paid up equity share capital of its wholly owned subsidiary, Resco Global Wind Services Private Limited ('RESCO'). Consequent upon the said sale, RESCO ceased to be Company's subsidiary w.e.f. 19th October, 2021.

Further, during the year under review, the Company executed share purchase agreements on 25th October, 2021 to sell the entire issued and paid up equity share capital of its below mentioned 6 (Six) wholly owned subsidiaries to its fellow subsidiary, Resco Global Wind Services Private Limited:

- i. Marut-Shakti Energy India Limited;
- ii. Sarayu Wind Power (Kondapuram) Private Limited;
- iii. Sarayu Wind Power (Tallimadugula) Private Limited;
- iv. Vinirrrmaa Energy Generation Private Limited;
- v. Satviki Energy Private Limited and
- vi. RBRK Investments Limited.

Consequent upon the sale, the aforementioned companies ceased to be Company's subsidiaries w.e.f. 29th October, 2021.

The Company has the following Subsidiaries as on 31st March, 2022 which are engaged in the business of power generation through renewable sources of energy:

S. No.	Name of Subsidiary Company
1.	Wind One Renergy Limited
2.	Wind Two Renergy Private Limited
3.	Wind Three Renergy Limited
4.	Wind Four Renergy Private Limited
5.	Wind Five Renergy Limited
6.	Suswind Power Private Limited
7.	Vasuprada Renewables Private Limited
8.	Ripudaman Urja Private Limited
9.	Vibhav Energy Private Limited
10.	Haroda Wind Energy Private Limited
11.	Khatiyu Wind Energy Private Limited
12.	Ravapar Wind Energy Private Limited

13.	Nani Virani Wind Energy Private Limited
14.	Vigodi Wind Energy Private Limited
15.	Aliento Wind Energy Private Limited
16.	Tempest Wind Energy Private Limited
17.	Vuelta Wind Energy Private Limited
18.	Flutter Wind Energy Private Limited
19.	Flurry Wind Energy Private Limited

The Report on the performance and financial position of each of the Subsidiaries, Associates and Joint Ventures of the Company, in Form AOC-1, pursuant to first proviso to sub-section (3) of Section 129 of the Companies Act, 2013 and Rule 5 of Companies (Accounts) Rules, 2014 is annexed to this report as **Annexure A** which has also been uploaded on the website of the Company.

Post the closure of the financial year under review, the Company sold its entire investment held in its wholly owned subsidiary, Wind Two Renergy Private Limited ('WTRPL') to Torrent Power Limited, a part of Torrent Group on 30th July, 2022. Pursuant to the transfer of shares, WTRPL ceased to be a subsidiary of the Company w.e.f. 30th July, 2022.

The Company does not have a joint venture or associate company as per the provisions of the Companies Act, 2013.

20. INTERNAL FINANCIAL CONTROLS

The Company has adequate internal financial controls commensurate with its size and nature of its business and is operating satisfactorily. The Board has reviewed Internal Financial Controls of the Company and the Audit Committee monitors the same in consultation with Internal Auditors of the Company. In the opinion of the Board, there exist adequate internal financial controls with reference to the financial statements.

21. VIGIL MECHANISM / WHISTLE BLOWER POLICY

The Company has adopted Whistle Blower Policy to report concerns about unethical behavior, actual or suspected fraud. Adequate safeguards have been provided in the Policy to prevent victimization of Directors/ Employees. No personnel have been denied access to the Audit Committee.

22. INDEPENDENT AUDITORS' REPORT

There are no reservations, qualifications or adverse remarks in the Independent Auditor's Report. The notes forming part of the Financial Statements of the Company for the year ended 31st March, 2022 are self-explanatory and do not call for any further clarifications under Section 134(3)(f) of the Companies Act, 2013.

During the year, the Independent Auditors had not reported any matter under Section 143(12) of the Companies Act, 2013. Therefore, no detail is required to be disclosed under Section 134(3)(ca) of the Companies Act, 2013.

23. INDEPENDENT AUDITORS

M/s. Dewan P.N. Chopra & Co., Chartered Accountants (Firm Registration No. 000472N) were appointed as Independent Auditors of the Company at the 6th Annual General Meeting (AGM) held on 11th July, 2018 to hold office from the conclusion of 6th AGM till the conclusion of the 11th AGM of the Company. They have confirmed that they are not disqualified from continuing as Auditors of the Company.

24. COST AUDITORS

In terms of Section 148 of the Companies Act, 2013 read with the Companies (Cost Records and Audit) Amendment Rules, 2014, the cost audit records maintained by the Company are required to be audited by a Cost Accountant in practice who shall be appointed by the Board. In view of the above, the Company appointed M/s. Jain Sharma and Associates, Cost Auditors (Firm Registration No. 000270) to audit the cost audit records maintained by the Company for Financial Year 2022-23 on a remuneration of Rs. 1,50,000 (Rupees One Lakh Fifty Thousand only). As required under the referred Section of the Companies Act, 2013 and relevant Rules, the remuneration payable to the Cost Auditor is required to be placed before the Members in a General Meeting for their ratification. Accordingly, a resolution seeking Members' ratification for the remuneration payable to M/s. Jain Sharma and Associates, Cost Auditors has been included in the Notice convening the 10th Annual General Meeting.

The Cost Audit Report submitted by M/s. Jain Sharma and Associates, Cost Auditors in respect of Financial Year 2020-21 was filed with the Ministry of Corporate Affairs, New Delhi within the prescribed time limit.

During the year under review, the Cost Auditors has not reported any matter under Section 143(12) of the Companies Act, 2013. Therefore, no detail is required to be disclosed under Section 134(3)(ca) of the Companies Act, 2013.

25. SECRETARIAL AUDIT REPORT

In terms of Section 204 of the Companies Act, 2013 read with Rule 9 of the Companies (Appointment & Remuneration of Managerial Personnel) Rules, 2014, the Company had appointed M/s. VAPN & Associates, Company Secretaries to conduct Secretarial Audit of the Company for the Financial Year 2021-22. The Secretarial Audit Report given by M/s. VAPN & Associates, in Form MR-3, is annexed to this report as **Annexure B**. The said report does not contain any qualification, reservation, adverse remark or disclaimer.

During the year under review, the Secretarial Auditors had not reported any matter under Section 143(12) of the Companies Act, 2013. Therefore, no detail is required to be disclosed under Section 134(3)(ca) of the Companies Act, 2013.

During the year under review, the Company has complied with the requirements of mandatory Secretarial Standards issued by The Institute of Company Secretaries of India.

26. STATE OF THE COMPANY'S AFFAIRS

On standalone basis, the total revenue income of the Company for the Financial Year 2021-22 was Rs. 17,399.58 Lakhs as compared to previous year of Rs. 17,682.43 Lakhs. The loss before tax is Rs. (661.35) Lakhs for the year under review, as compared to previous year loss before tax of Rs. (771.55) Lakhs.

27. EXTRACT OF ANNUAL RETURN

In terms of Section 92(3) of the Companies Act, 2013 read with Rule 12 of the Companies (Management & Administration) Rules, 2014, the Annual Return, in Form MGT -7, is available on the Company's website, www.inoxgreen.com and can be accessed at <https://www.inoxgreen.com/PDF/Form MGT 7 IGESL 2022.pdf>.

28. CONSERVATION OF ENERGY, TECHNOLOGY ABSORPTION AND FOREIGN EXCHANGE EARNINGS AND OUTGO

Information in respect of conservation of energy, technology absorption, foreign exchange earnings and outgo pursuant to Section 134 of the Companies Act, 2013, read with Rule 8 of the Companies (Accounts) Rules, 2014, in the manner prescribed is annexed to this report as **Annexure C**.

29. PARTICULARS OF EMPLOYEES

In terms of Section 136 of the Companies Act, 2013, the Report and Accounts are being sent to the Members of the Company excluding information on employees' particulars which is available for inspection by the Members at the Registered Office of the Company during the business hours on working days of the Company up to the date of the ensuing Annual General Meeting. If any Member is interested in obtaining such information, he/she may write to the Company Secretary at the Corporate Office of the Company.

30. INSURANCE

The Company's property and assets have been adequately insured.

31. CORPORATE SOCIAL RESPONSIBILITY (CSR) COMMITTEE AND CSR ACTIVITIES:

The Corporate Social Responsibility Committee comprises of three Directors namely Shri Mukesh Manglik, Whole-time Director as Chairman, Shri Vineet Valentine Davis, Non-Executive Non-Independent Director and Shri Venkatanarayanan Sankaranarayanan, Independent Director as members of the Committee.

The composition of CSR Committee is in compliance of Section 135 of the Companies Act, 2013 read with relevant Rules made thereunder. The CSR Policy of the Company is disclosed on the website of the Company; <https://inoxgreen.com/PDF/IWISL%20-%20CSR%20Committee%20Policy%2025.06.2021.pdf>. The report on CSR activities as per Companies (Corporate Social Responsibility) Rules, 2014 is annexed to this Report as **Annexure D**.

32. INFORMATION UNDER THE SEXUAL HARRASSMENT OF WOMEN AT WORKPLACE (PREVENTION, PROHIBITION AND REDRESSAL) ACT, 2013

The Company has in place Prevention, Prohibition and Redressal of Sexual Harassment Policy in line with the requirements of the Sexual Harassment of Women at Workplace (Prevention, Prohibition and Redressal) Act, 2013. Your Company has formed an Internal Complaints Committee (ICC) to redress complaints received regarding sexual harassment. All employees (permanent, contractual, temporary, trainees) are covered under this Policy.

The following is the summary of sexual harassment complaints received and disposed off during the year 2021-22:

No. of Complaints outstanding at the beginning of the year	Nil
No. of Complaints Received	Nil
No. of Complaints disposed of	Not Applicable
No. of Complaints Pending at the end of the year	Nil

33. MATERIAL CHANGES AND COMMITMENTS, IF ANY, AFFECTING THE FINANCIAL POSITION OF THE COMPANY WHICH HAVE OCCURRED BETWEEN THE END OF THE FINANCIAL YEAR OF THE COMPANY TO WHICH THE FINANCIAL STATEMENTS RELATE AND THE DATE OF THE REPORT

There are no material changes and commitments affecting the financial position of the Company which have occurred between the end of the Financial Year of the Company to which the Financial Statements relate and the date of this report.

34. SIGNIFICANT AND MATERIAL ORDERS PASSED BY THE REGULATORS OR COURTS OR TRIBUNALS IMPACTING THE GOING CONCERN STATUS AND COMPANY'S OPERATIONS IN FUTURE

There are no orders passed by the regulators or courts or tribunals impacting the going concern status and Company's operations in future.

35. DETAILS OF APPLICATION MADE OR ANY PROCEEDINGS PENDING UNDER THE INSOLVENCY AND BACKRUPTCY CODE, 2016

During the year under review, there are no such applications admitted under the Insolvency and Bankruptcy Code, 2016.


36. ONE TIME SETTLEMENTS


During the year under review, there is no one time settlements done with any banks or financial institutions.

37. ACKNOWLEDGEMENT

Your Directors express their gratitude to all external agencies for the assistance, co-operation and guidance received. Your Directors place on record their deep sense of appreciation for the dedicated services rendered by the workforce of the Company.

For and on behalf of the Board of Directors


Manoj Shambhu Dixit
Whole-time Director
DIN: 06709232


Mukesh Manglik
Whole-time Director
DIN:07001509

Place: Noida
Date: 12th August, 2022

Form AOC – 1

(Pursuant to first proviso to sub-section (3) of Section 129 of the Companies Act, 2013
read with Rule 5 of Companies (Accounts) Rules, 2014)

Statement containing salient features of the financial statement of subsidiaries/ associate companies/ joint venture

Part A - Subsidiaries

	Wind Renergy Limited	One Two	Wind Renergy Private Limited	Three	Wind Renergy Private Limited	Four	Wind Renergy Private Limited	Five
Sr. No	1	2	3	4	5			
The date since when the subsidiary was acquired	01/07/2020	01/07/2020	01/07/2020	01/07/2020	01/07/2020			
Reporting period, if different from the holding Company*								
Reporting currency and exchange rate as on the last date of the relevant financial year in case of foreign subsidiaries	Not Applicable	Not Applicable	Not Applicable	Not Applicable	Not Applicable			Not Applicable
Share Capital	1,00,000	32,51,00,000	1,00,000	25,91,40,000	18,51,00,000			
Reserves and Surplus	(23,63,00,000)	(2,12,45,209)	(26,79,00,000)	(72,69,31,981)	(24,74,00,000)			
Total Assets	327,48,00,000	329,64,35,595	321,54,00,000	11,45,84,809	365,97,00,000			
Total Liabilities	310,10,00,000	299,25,80,804	299,40,00,000	58,23,78,790	307,14,00,000			
Investments	-	-	-	-	-			
Turnover	42,29,00,000	35,01,36,251	42,23,00,000	-	36,50,00,000			
Profit/(Loss) before taxation	23,00,000	6,41,46,765	(1,84,00,000)	7,40,49,727	(6,81,00,000)			
Provision for taxation	76,00,000	1,59,60,214	(51,00,000)	2,24,57,000	(1,69,00,000)			
Profit/(Loss) after taxation	(53,00,000)	4,81,86,551	(133,00,000)	5,15,93,227	(5,12,00,000)			
Proposed Dividend	Nil	Nil	Nil	Nil	Nil			Nil
% of Shareholding	100 by Inox Green Energy Services Limited	100 by Inox Green Energy Services Limited	100 by Inox Green Energy Services Limited	100 by Inox Green Energy Services Limited	100 by Inox Green Energy Services Limited			100 by Inox Green Energy Services Limited

	Suswind Power Private Limited	Vasuprad a Renewables Private Limited	Ripudaman Urja Private Limited	Vibhav Energy Private Limited	Haroda Wind Energy Private Limited	Khatiyu Wind Energy Private Limited	Vigodi Wind Energy Private Limited
Sr. No	6	7	8	9	10	11	12
The date since when the subsidiary was acquired	01/07/2020	01/07/2020	01/07/2020	01/07/2020	01/07/2020	01/07/2020	01/07/2020
Reporting period, if different from the holding Company*							
Reporting currency and exchange rate as on the last date of the relevant financial year in case of foreign subsidiaries	Not Applicable	Not Applicable	Not Applicable	Not Applicable	Not Applicable	Not Applicable	Not Applicable
Share Capital	1,00,000	1,00,000	1,00,000	1,00,000	1,00,000	1,00,000	1,00,000
Reserves and Surplus	(51,72,863)	(4,31,375)	(4,11,504)	(6,28,836)	(15,95,748)	(16,51,888)	(16,01,493)
Total Assets	97,00,150	24,691	34,234	18,456	7,54,681	8,22,996	8,47,431
Total Liabilities	1,47,73,014	3,56,065	3,46,554	5,46,425	22,50,429	23,75,847	23,48,924
Investments	-	-	-	-	-	-	-
Turnover	-	-	-	-	-	-	-
Profit/(Loss) before taxation	(13,00,928)	(59,487)	(61,191)	(1,16,686)	(11,40,833)	(11,64,306)	(11,54,412)
Provision for taxation	-	-	-	-	-	-	-
Profit/(Loss) after taxation	(13,00,928)	(59,487)	(61,191)	(1,16,686)	(11,40,833)	(11,64,306)	(11,54,412)
Proposed Dividend	Nil	Nil	Nil	Nil	Nil	Nil	Nil
% of Shareholding	100 by Inox Green Energy Services Limited	100 by Inox Green Energy Services Limited	100 by Inox Green Energy Services Limited	100 by Inox Green Energy Services Limited	100 by Inox Green Energy Services Limited	100 by Inox Green Energy Services Limited	100 by Inox Green Energy Services Limited

	Ravapar Wind Energy Private Limited	Nani Virani Wind Energy Private Limited	Aliento Wind Energy Private Limited	Tempest Wind Energy Private Limited	Vuelta Wind Energy Private Limited	Flutter Wind Energy Private Limited	Flurry Wind Energy Private Limited
Sr. No	13	14	15	16	17	18	19
The date since when the subsidiary was acquired	01/07/2020	01/07/2020	01/07/2020	01/07/2020	01/07/2020	01/07/2020	01/07/2020
Reporting period, if different from the holding Company*							
Reporting currency and exchange rate as on the last date of the relevant financial year in case of foreign subsidiaries	Not Applicable	Not Applicable	Not Applicable	Not Applicable	Not Applicable	Not Applicable	Not Applicable
Share Capital	1,00,000	21,39,00,000	1,00,000	1,00,000	1,00,000	1,00,000	1,00,000
Reserves and Surplus	(16,80,221)	(1,99,96,557)	(47,35,090)	(46,78,189)	(46,74,296)	(52,72,957)	(47,28,677)
Total Assets	7,67,870	2,71,25,74,748	99,45,434	99,31,434	99,12,746	95,71,289	99,31,734
Total Liabilities	23,48,091	2,19,53,81,958	1,45,79,525	1,45,09,923	1,44,87,042	1,47,44,245	1,45,60,410
Investments	-	-	-	-	-	-	-
Turnover	-	94,42,879	-	-	-	-	-
Profit/(Loss) before taxation	(11,93,626)	(1,83,64,463)	(12,73,218)	(12,40,861)	(12,37,754)	(13,03,435)	(12,71,438)
Provision for taxation	-	4,48,097	-	-	-	-	-
Profit/(Loss) after taxation	(11,93,626)	(1,88,12,560)	(12,73,218)	(12,40,861)	(12,37,754)	(13,03,435)	(12,71,438)
Proposed Dividend	Nil	Nil	Nil	Nil	Nil	Nil	Nil
% of Shareholding	100 by Inox Green Energy Services Limited	100 by Inox Green Energy Services Limited	100 by Inox Green Energy Services Limited	100 by Inox Green Energy Services Limited	100 by Inox Green Energy Services Limited	100 by Inox Green Energy Services Limited	100 by Inox Green Energy Services Limited

* The reporting period of all subsidiaries is the same as that of its holding company i.e. 31st March, 2022.

Name of subsidiaries which are yet to commence operations: Nil

Name of subsidiaries which have been liquidated or sold during the year:

1. Resco Global Wind Services Private Limited
2. Marut-Shakti Energy India Limited
3. Satviki Energy Private Limited
4. Sarayu Wind Power (Tallimadugula) Private Limited
5. Vinirmaa Energy Generation Private Limited
6. Sarayu Wind Power (Kondapuram) Private Limited
7. RBRK Investments Limited


Statement related to Associate Companies and Joint Ventures: Nil


Sr. No.	Particulars	Name
1.	Latest Audited Balance Sheet date	Not Applicable
2.	Date on which the Associate or Joint Venture was associated or acquired	
3.	Shares of Associates/ Joint Ventures held by the Company on the year end	
	Number	
	Amount of Investment in Associates/ Joint Venture	
	Extent of holding %	
4.	Description of how there is significant influence	
5.	Reason why the associate/ joint venture is not consolidated	
6.	Net worth attributable to shareholding as per latest Balance Sheet	
7.	Profit/ Loss for the year	
i.	Considered in consolidation	
ii.	Not considered in consolidation	


Names of associates or joint ventures which are yet to commence operations: Nil

Names of associates or joint ventures which have been liquidated or sold during the year: Nil

For and on behalf of the Board of Directors


Manoj Shambhu Dixit
Whole-time Director
DIN: 06709232


Vineet Valentine Davis
Director
DIN: 06709239


Govind Prakesh Rathor
Chief Financial Officer


Pooja Paul
Comany Secretary

Place: Noida
Date: 12th August, 2022



VAPN & ASSOCIATES.

COMPANY SECRETARIES

FORM NO. MR-3

SECRETARIAL AUDIT REPORT

FOR THE FINANCIAL YEAR ENDED 31ST MARCH, 2022

[Pursuant to Section 204(1) of the Companies Act, 2013 and Rule No. 9 of the Companies (Appointment and Remuneration of Managerial Personnel) Rules, 2014]

To,

The Members

Inox Green Energy Services Limited

(Formerly known as: "Inox Wind Infrastructure Services Limited")

CIN: U45207GJ2012PLC070279

Registered Office: Survey No. 1837 & 1834, At Moje Jetalpur, ABS Towers, Second Floor, Old Padra Road, Vadodara Gujarat 390007

Corporate Office: Inox Towers, Plot No.17 Sector 16A Noida 201301 Uttar Pradesh

We have conducted the Secretarial Audit pursuant to Section 204 of the Companies Act, 2013 read with Rule-9 of the Companies (Appointment and Remuneration of Managerial Personnel) Rules, 2014, on the compliance of applicable statutory provisions and the adherence to good corporate practices by **Inox Green Energy Services Limited [Formerly known as Inox Wind Infrastructure Services Limited]** (hereinafter called the "**Company**") during the financial year from 01st April, 2021 to 31st March, 2022 ("the year"/ "audit period"/ "period under review").

We conducted the Secretarial Audit in a manner that provided us a reasonable basis for evaluating the Company's corporate conducts / statutory compliances and expressing our opinion thereon.

We are issuing this report based on our verification of the Company's books, papers, minute books, forms and returns filed and other records maintained by the Company, the information provided by the Company, its officers, agents and authorised representatives during the conduct of secretarial audit, the explanations and clarifications given to us and the representations made by the Management, we hereby report that in our opinion, the Company has during the audit period covering the financial year ended on March 31, 2022, generally complied with the statutory provisions listed hereunder and also that the Company has proper Board processes and compliance mechanism in place to the extent, in the manner and subject to the reporting made hereinafter:



1. Compliance with statutory provisions:

1.1. We report that, we have examined the books, papers, minute books, forms and returns filed and other records maintained by the Company for the financial year ended on March 31, 2022 according to the applicable provisions of (as amended):

- (i) The Companies Act, 2013 ('the Act') and the Rules made there under read with notifications, exemptions and clarifications thereto;
- (ii) The Securities Contracts (Regulation) Act, 1956 ('SCRA') and the rules made there under;
- (iii) The Depositories Act, 1996 and the Regulations and bye-laws framed there under;
- (iv) The following Regulations and Guidelines prescribed under the Securities and Exchange Board of India Act, 1992 ('SEBI Act'): -
 - (a) The Securities and Exchange Board of India (Listing Obligations and Disclosure Requirements) Regulations, 2015;
 - (b) The Securities and Exchange Board of India (Issue of Capital and Disclosure Requirements) Regulations, 2018; and
 - (c) Securities and Exchange Board of India (Issue and Listing of Non-Convertible Securities) Regulations, 2021.
- (v) The listing agreements entered into by the Company with the BSE Limited (BSE) in relation to listing of its Non- Convertible Debentures.

1.2. In relation to the period under review, the Company has, to the best of our knowledge and belief and based on the records, information,



VAPN & ASSOCIATES.

COMPANY SECRETARIES

explanations and representations furnished to us, Company in general has complied with the laws mentioned in clause (i) to (v) of paragraph 1.1.

1.3. During the period under review, we are informed that the Company was not required to comply with the following laws / rules / regulations and consequently was not required to maintain any books, papers, Minute books or other records or file any forms / returns under:

- (i) The Foreign Exchange Management Act, 1999, and the rules and regulations made thereunder;
- (ii) The Securities and Exchange Board of India (Substantial Acquisition of Shares and Takeovers) Regulations, 2011;
- (iii) The Securities and Exchange Board of India (Prohibitions of Insider Trading) Regulations, 2015;
- (iv) The Securities and Exchange Board of India (Share Based Employee Benefits) Regulations, 2021;
- (v) The Securities and Exchange Board of India (Registrars to an Issue and Share Transfer Agents) Regulations, 1993 regarding the Companies Act and dealing with client;
- (vi) The Securities and Exchange Board of India (Delisting of Equity Shares) Regulations, 2009;
- (vii) The Securities and Exchange Board of India (Buyback of Securities) Regulations, 2018;

2. Board Processes:

2.1. **We further report that,** the Board of Directors of the Company is duly constituted with a proper balance of Executive Directors, Non-



VAPN & ASSOCIATES.

COMPANY SECRETARIES

Executive Directors and Independent Directors including Women Director as required pursuant to Companies Act, 2013 .

- 2.2. There were changes in the composition of the Board of Directors and it has been carried out in compliance with the provisions of the Act during the period under review.
- 2.3. Adequate notice is given to all directors to schedule the Board Meetings. Agenda and detailed notes on agenda were sent at least 7 (seven) days in advance except in respect of Board Meetings and Committee Meetings which were held on shorter notice, in compliance with Section 173(3) of the Companies Act, 2013.
- 2.4. A system exists for seeking and obtaining further information and clarifications on the agenda items before the meetings and for meaningful participation at the meetings; and
- 2.5. All the decisions made in the Board/Committee meeting(s) were carried out with unanimous consent of all the Directors/Members present during the meeting and dissent, if any, have been duly incorporated in the Minutes.

3. Compliance mechanism:

- 3.1. **We further report that**, there seems to be adequate systems and processes in the Company commensurate with the size and operations of the Company to monitor and ensure compliances with applicable laws, rules, regulations, and guidelines.
- 3.2. During the Financial Year under report, the Company has generally complied with the provisions of the applicable Acts, Rules, Regulations, Guidelines, Secretarial Standards etc.
- 3.3. The compliance by the Company with applicable finance laws like Direct and Indirect tax laws has not been reviewed in this audit since the same have been subject to review by Statutory Financial Auditor and other designated professionals.



4. Specific events / actions:

We further report that during the audit period under review, having a major bearing on the Company's affairs, in pursuance of the above referred laws, rules, regulations and standards were:

- (i) The Company has increased its Authorised Share Capital from Rs.152,00,00,000/- (Rupees One Hundred Fifty-Two Crore only) divided into 15,20,00,000 (Fifteen Crore Twenty Lakh) Equity Shares of Rs.10/- (Rupees Ten only) to Rs. 205,00,00,000/- (Rupees Two Hundred Five Crore only) divided into 20,50,00,000 (Twenty Crore Fifty Lakh) Equity Shares of Rs. 10/- (Rupees Ten only) each by creating 5,30,00,000 (Five Crore Thirty Lakh) Equity Shares of Rs.10/- (Rupees Ten only) each, pursuant to approval accorded by the members of the Company at their Extra Ordinary General Meeting held on 24th June, 2021.
- (ii) Further, the Company has increased its Authorised Share Capital from Rs. 205,00,00,000/- (Rupees Two Hundred Five Crore only) divided into 20,50,00,000 (Twenty Crore Fifty Lakh) Equity Shares of Rs. 10/- (Rupees Ten only) each to Rs. 440,00,00,000/- (Rupees Four Hundred Forty Crore only) divided into 24,00,00,000 (Twenty-four Crore) Equity Shares of Rs. 10/- (Rupees Ten only) each totalling to Rs. 240,00,00,000/- (Rupees Two Hundred Forty Crore only) and 20,00,00,000 (Twenty Crore) Preference Shares of Rs. 10/- (Rupees Ten only) each totalling to Rs. 200,00,00,000/- (Rupees Two Hundred Crore only) each, pursuant to approval accorded by the members of the Company at their Extra Ordinary General Meeting held on 21st October, 2021.
- (iii) Further, the Company has increased its Authorised Share Capital from Rs. 440,00,00,000/- (Rupees Four Hundred Forty Crore only) divided into 24,00,00,000 (Twenty-four Crore) Equity Shares of Rs. 10/- (Rupees Ten only) each totalling to Rs. 240,00,00,000/- (Rupees Two Hundred Forty Crore only) and 20,00,00,000 (Twenty Crore) Preference Shares of Rs. 10/- (Rupees Ten only) each totalling to Rs. 200,00,00,000/- (Rupees Two Hundred Crore only) to Rs. 500,00,00,000/- (Rupees Five Hundred Crore only) divided into 30,00,00,000 (Thirty Crore) Equity Shares of Rs. 10/- (Rupees Ten only)



VAPN & ASSOCIATES.

COMPANY SECRETARIES

each totalling to Rs. 300,00,00,000/- (Rupees Three Hundred Crore only) and 20,00,00,000 (Twenty Crore) Preference Shares of Rs. 10/- (Rupees Ten only) each totalling to Rs. 200,00,00,000/- (Rupees Two Hundred Crore only), pursuant to approval accorded by the members of the Company at their Extra Ordinary General Meeting held on 26th November, 2021.

- (iv) The Company has changed its name from 'Inox Wind Infrastructure Services Limited' to 'Inox Green Energy Services Limited', pursuant to approval accorded by the members of the Company at their Extra Ordinary General Meeting held on 21st October, 2021. Further, the Registrar of Companies (ROC) Ahmedabad Gujarat accorded its approval change of the name dated 27th October, 2021.
- (v) The Board of directors of the Company at their meeting held on 6th October, 2021, accorded approval for issuance of 20,00,00,000 (Twenty Crore) 0.01% Non-Convertible, Non-Cumulative, Participating, Redeemable Preference Shares of the face value of Rs. 10 each the Company, fully paid up, at par, for an aggregate value not exceeding Rs. 200,00,00,000 (Rupees Two Hundred Crore only) to IWL, upon conversion of their ICDs including interest thereon and payables on account of supply of material/services/ others from time to time, in part or in entirety, on a private placement basis.
- (vi) The Board of directors of the Company at their meeting held on 6th October, 2021, accorded approval for sale of entire investment held in equity shares of Resco Global Wind Services Private Limited, wholly owned subsidiary, to Inox Wind Limited, holding Company.
- (vii) The Board of directors of the Company at their meeting held on 6th October, 2021 accorded approval for conversion of series D & E - 4% optionally convertible debentures of Rs. 1,000/- each of the Company aggregating Rs. 200 crore which are held by Inox Wind Limited (holding Company) into 2,48,01,587 equity shares of the Company.
- (viii) The Board of directors of the Company at their meeting held on 6th October, 2021 accorded approval for sale of entire investment held in equity shares of 6 (six) wholly owned subsidiaries of the company to Resco Global Wind Services Private Limited, a related party.



VAPN & ASSOCIATES.

COMPANY SECRETARIES

The details of equity shares issued during the year under review are as under:

Date of allotment	Number of Equity Shares allotted	Face value (₹)	Issue price per Equity Share (₹)	Names of allottees*	Form of consideration	Reason of allotment
June 30, 2021	52,300,035	10	80.64	Inox Wind Limited	Other than cash	Preferential allotment in lieu of repayment of existing unsecured loans, and interest accrued therein, extended to our Company from time to time by Inox Wind Limited.
June 30, 2021	22,104,727	10	80.64	Inox Wind Limited	Other than cash	Preferential allotment in lieu of repayment of debt owed to Inox Wind Limited on account of receipt of materials/services etc. by our Company from time to time.
November 3, 2021	24,801,587	10	80.64	Inox Wind Limited	Cash [^]	Allotment pursuant to the conversion of series D- 1,000,000 4% optionally convertible debentures of ₹1,000 each and series E- 1,000,000 4% optionally



VAPN & ASSOCIATES.

COMPANY SECRETARIES

Date of allotment	Number of Equity Shares allotted	Face value (₹)	Issue price per Equity Share (₹)	Names of allottees*	Form of consideration	Reason of allotment
						convertible debentures of ₹1,000 each issued to Inox Wind Limited on November 5, 2015 and November 17, 2015 respectively.
November 12, 2021	3,162,203	10	80.64	Refer to Note 1	Other than cash	Preferential allotment in lieu of repayment of debt owed to the allottees on account of receipt of materials/services etc. by our Company from time to time
December 13, 2021	4,027,779	10	80.64	Refer to Note 2	Other than cash	Preferential allotment in lieu of repayment of debt owed to the allottees on account of receipt of materials/services etc. by our Company from time to time

[^]Consideration for such Equity Shares was paid upfront at the time of allotment of the optionally convertible debentures.

*Apart from Inox Wind Limited, which is our Promoter, none of the other allottees are part of the Promoter Group.



VAPN & ASSOCIATES.

COMPANY SECRETARIES

Note 1: Allotment of 620,040 Equity Shares to Lal Singh (for and on behalf of M/s Lal Singh & Construction Company), 620,039 Equity Shares to Rahul Shrikant Joshi (on behalf of partnership firm M/s Anant Electricals & Engineers), 248,016 Equity Shares each to Dalwinder Singh Chahal (on behalf of partnership firm Bharat Cargo Movers), Parwinder Singh Chahal (on behalf of partnership firm Bharat Cargo Movers), Sarla Devi (for and on behalf of M/s Uttam Fabricators), Mohit Shamrao Jadhav (on behalf of partnership firm Firstnotch Solutions) and SMP Infracon LLP, 186,012 Equity Shares to Swaroop Dan Detha (for and on behalf of M/s Kaviraj Infracon), 130,208 Equity Shares to Dowpati Siva (on behalf of partnership firm M/s Raft & Mech Engineering), 124,008 Equity Shares to Daljit Singh Chahal (on behalf of partnership firm Bharat Cargo Movers), 62,004 Equity Shares each to Rajkumar Nandlal Gupta (on behalf of partnership firm Kandla Earth Movers), Neha Rajkumar Gupta (on behalf of partnership firm Kandla Earth Movers) and Prakash Ramchandra Patil (for and on behalf of M/s Madhur Electricals) and 55,804 Equity Shares to Challagundla Sudharani (on behalf of partnership firm M/s Raft & Mech Engineering), in lieu of repayment of debt owed to them on account of receipt of materials/services etc. by our Company from time to time.

Note 2: Allotment of 868,056 Equity Shares to Amrik Singh and Sons Crane Services Private Limited, 415,427 Equity Shares to Anaisha Solutions Private Limited, 248,016 Equity Shares each to Rahul Shrikant Joshi (on behalf of partnership firm M/s Anant Electricals & Engineers), Ashok Pruthviraj Katha (for and on behalf of M/s Pashwanath Scrape Trading Co.) and Windcare India Private Limited, 186,012 Equity Shares to Active Protection Services Private Limited, 148,810 Equity Shares to K.R. Composites Private Limited, 124,008 Equity Shares each to Jayendrasinh K. Vala (for and on behalf of M/s Raviraj Enterprises), Mahesh Sadanand Poojari (for and on behalf of M/s S. Poojari & Co.), Dalwinder Singh Chahal (on behalf of partnership firm Bharat Cargo Movers) and Parwinder Singh Chahal (on behalf of partnership firm Bharat Cargo Movers), 105,407 Equity Shares to Arvind Rampher Yadav (for and on behalf of M/s Shriram Fibertech & Shri Balaji Enterprises), 99,206 Equity Shares each to Radhe Shyam (for and on behalf of M/s Radhe Krishna Infra Enterprises) and Zakir Hussain (for and on behalf of M/s M.S. Engineering Works), 62,004 Equity Shares each to Kalyani Devanand Sapkal (for and on behalf of M/s Shivo Shakti Enterprises), Rameshwar Mulaji Jogi (for and on behalf of M/s Rameshwar Transport Co.), Lakhadhirbhai Jethurbhai Kothival (for and on behalf of M/s Manyata Enterprises), Ranmal Jethurbhai Kothival (for and on behalf of M/s Manyata Enterprises), Sumitra (for and on behalf of M/s Guni Wind Shakti), Daljit Singh Chahal (on behalf of partnership firm Bharat Cargo Movers) and Stella Engineering Solutions Private Limited, 49,603 Equity Shares each to Amrit Lal Aanjana (for and on behalf of M/s Amrit Enterprises) and Vinod Kumar Sharma (for and on behalf of M/s Mansi Enterprises), 41,336 Equity Shares each to Rohit Rajkishore Gupta (for and on behalf of M/s Yorks Equipment), Veena Rajkishore Gupta (for and on behalf of M/s Yorks Equipment) and Rajkishore Munshilal Gupta (for and on behalf of M/s Yorks Equipment), 31,002 Equity Shares each to Atul Yashwant Patki (for and on behalf of M/s Sarvesh Electricals), Nitin Kumar (for and on behalf of M/s S D International), Usha Chaudhary (for and on behalf of M/s S D International), Nitin Kumar (for and on behalf of M/s D N Infra Build Tech Services) and Usha Chaudhary (for and on behalf of M/s D N Infra Build Tech Services), 22,321 Equity Shares to Salamuddin Shah (for and on behalf of M/s Salamuddin Shah) and 15,501 Equity Shares each to Jaywant Supadu Shinde (on behalf of partnership firm Krishana Electricals and Services) and Sagar Deepak Deore (on behalf of partnership firm Krishana Electricals and



VAPN & ASSOCIATES.

COMPANY SECRETARIES

Services) in lieu of repayment of debt owed to them on account of receipt of materials/services etc. by our Company from time to time.

The details of Preference shares issued during the period under review are as under:

Date Of Allotment	No. Of Equity Shares Allotted	Face Value (₹)	Issue Price Per Equity Share (₹)	Name of the allottees	Form Of Consideration	Reason/ Nature of Allotment
November 3, 2021	14,95,48,514	10	10	Inox Wind Limited	Other than cash	Private Placement pursuant to conversion of inter-corporate deposits, extended to our Company from time to time by Inox Wind Limited and in lieu of repayment of debt owed to Inox Wind Limited on account of receipt of materials/ services etc. by our Company from time to time.
December 31, 2021	5,04,51,486	10	10	Inox Wind Limited	Other than cash	Private Placement pursuant to conversion of inter-corporate deposits, extended to our



VAPN & ASSOCIATES.

COMPANY SECRETARIES

						Company from time to time by Inox Wind Limited and in lieu of repayment of debt owed to Inox Wind Limited on account of receipt of materials/services etc. by our Company from time to time.
--	--	--	--	--	--	--

(ix) The Company has adopted new set of Articles of Association pursuant to the approval of Shareholder in Extra-Ordinary General Meeting held on January 12, 2022.

(x) During the period under review, pursuant to the approval of Shareholder in Extra-Ordinary General Meeting ("EGM") held on January 12, 2022, the Company has approved to raising of the Capital through an Initial Public Offer ("IPO") of amount up to ₹5000 million (including share premium) including by way of a fresh issuance of Equity Shares, out of the authorized share capital of the Company and/or an offer of sale of Equity Shares by certain of the existing and eligible shareholders of the Company.

Accordingly, the Draft Red Herring Prospectus was filed with the Securities and Exchange Board of India on February 7, 2022 which was withdrawn pursuant to the approval of the Board of Directors dated April 28, 2022.

(xi) The Board of Directors of the Company in its meeting held on May 9, 2022 and Shareholders of the Company in their meeting held on May 26, 2022 again accorded fresh approval for raising of the Capital through an Initial Public Offer ("IPO") of amount up to ₹5000 million (including share premium) including by way of a fresh issuance of Equity Shares, out of the authorized share capital of the Company and/or an offer of sale of Equity Shares by certain of the existing and eligible shareholders of the Company.



VAPN & ASSOCIATES.

COMPANY SECRETARIES

In relation to the aforesaid specific events/actions, the Company has, to the best of our knowledge and belief and based on the records, information, explanations, and representations furnished to us, complied with the applicable laws, rules, regulations, circulars, notification made thereunder.

For VAPN & Associates
Practicing Company Secretaries
Firm Registration No.: P2015DE045500

PRABHAKAR
KUMAR

Digitally signed by
PRABHAKAR KUMAR
Date: 2022.08.03 12:46:18
+05'30'

Prabhakar Kumar
Partner
Membership No.: F5781
CP. No.: 10630
ICSI UDIN: F005781D000732617

Place: New Delhi

Date: 03rd August 2022

Note: This report is to be read with a letter of even date by the secretarial auditor, which is annexed as 'Annexure A' and forms an integral part of this report.



VAPN & ASSOCIATES.

COMPANY SECRETARIES

"Annexure-A"

To,

The Members

Inox Green Energy Services Limited

(Formerly known as: Inox Wind Infrastructure Services Limited)

CIN: U45207GJ2012PLC070279

Registered Office: Survey No. 1837 & 1834, At Moje Jetalpur, ABS Towers, Second Floor, Old Padra Road, Vadodara Gujarat 390007

Corporate Office: Inox Towers, Plot No.17 Sector 16A Noida 201301 Uttar Pradesh

Our Secretarial Audit Report (Form MR-3) of even date for the period from 1st April 2021 to 31st March 2022, is to be read along with this letter.

1. The Company's management is responsible for the maintenance of secretarial records and compliance with the relevant provisions of corporate and other applicable laws, rules, regulations, guidelines, and standards. Our responsibility is to express an opinion on the secretarial records produced for our audit.
2. We have followed such audit practices and processes as we considered appropriate to obtain reasonable assurance about the correctness of the contents of the secretarial records.
3. We have verified the secretarial records furnished to us on a test basis to see whether the correct facts are reflected therein. We also examined the compliance procedures followed by the Company on a test basis. We believe that the processes and practices we followed provide a reasonable basis for our opinion.
4. While forming an opinion on compliance and issuing this report:



VAPN & ASSOCIATES.

COMPANY SECRETARIES

- (a) We have considered compliance-related action taken by the Company for the period from 1st April 2021 to 31st March 2022.
 - (b) We have considered compliance-related actions taken by the Company based on independent legal/professional opinion/certification obtained as complying with the law.
 - (c) We have taken an overall view, based on the compliance procedures and practices followed by the Company.
5. We have not verified the correctness and appropriateness of the financial statement (including attachments and annexures thereto), financial records, and books of accounts of the Company, as they are subject to audit by the Auditors of the Company, appointed under Section 139 of the Act.
 6. We have obtained and relied on the Management's representation about the compliance of laws, rules, and regulations and happening of events, wherever required.
 7. Our Secretarial Audit report is neither an assurance as to the future viability of the Company nor of the efficacy or effectiveness with which the management has conducted the affairs of the Company.

For VAPN & Associates

Practicing Company Secretaries

Firm Registration No.: P2015DE045500

Peer Review No.975/2020

**PRABHAKAR
KUMAR**

Digitally signed by
PRABHAKAR KUMAR
Date: 2022.08.03 12:46:46
+05'30'

Prabhakar Kumar

Partner

Membership No.: F5781

CP. No.: 10630

ICSI UDIN: F005781D000732617

Place: New Delhi

Date: 03rd August 2022

Information as required under Section 134(3)(m) of the Companies Act, 2013 read with Rule 8 of the Companies (Accounts) Rules, 2014

(A) Conservation of Energy

- (i) The steps taken or impact on conservation of energy: Nil
- (ii) The steps taken by the Company for utilising alternate sources of energy: Nil
- (iii) the capital investment on energy conservation equipments: Nil

(B) Technology absorption

Crane less Operation

We optimize cost as well as save time in crane less operation. Cost saving in crane less operation as compared to operations with Crane is Rs. 50 Lakh/WTG.

We are replacing following component with crane less operation- Generators, Gear Boxes and Blades.

Gear Box Oil Filtration

Oil Filtration started for the cost saving of Gear Box Oil replacement. It was clearly specified that Oil filtration will be helpful to achieve cleanliness code up to National Aerospace Standard (NAS) Value and life of lubricant, component increased with Oil filtration to prevent the failure of Gear Box.

Cost saving in Oil Filtration as compared to Gear Box Oil Replacement is Rs. 2.08 Lakh /WTG

Up Tower Blade repairing

Blade Repairing started at up Tower, earlier repairing was done after dismantling of blade. Cost Saving in up Tower repairing as compared to repairing after dismantling of blade is Rs. 2 Lakhs/ Blade and time saving results upto 2 weeks in 3 Blade repairing.

(C) The Expenditure Incurred On Research And Development

Nil

(D) Foreign Exchange Earnings and Outgo

Foreign exchange Earned	-	Nil
Foreign exchange Outgo	-	Nil

Annexure D

Report on CSR Activities of the Company as per Companies (Corporate Social Responsibility Policy Rules, 2014

Sr. No.	Particulars	Compliance																									
1.	Brief outline on CSR Policy of the Company	The CSR Policy adopted by the Company includes activities which are prescribed under Schedule VII of the Companies Act, 2013.																									
2.	The Composition of CSR Committee	<table border="1"> <thead> <tr> <th data-bbox="646 526 726 672">S. No.</th> <th data-bbox="726 526 917 672">Name of Director</th> <th data-bbox="917 526 1125 672">Designation / Nature of Directorship</th> <th colspan="2" data-bbox="1125 526 1460 593">Number of meetings of CSR Committee</th> </tr> <tr> <td></td> <td></td> <td></td> <th data-bbox="1125 593 1284 672">held during the year</th> <th data-bbox="1284 593 1460 672">attended during the year</th> </tr> </thead> <tbody> <tr> <td data-bbox="646 672 726 750">1.</td> <td data-bbox="726 672 917 750">Shri Mukesh Manglik</td> <td data-bbox="917 672 1125 750">Chairman (Whole-time Director)</td> <td data-bbox="1125 672 1284 750">2</td> <td data-bbox="1284 672 1460 750">-</td> </tr> <tr> <td data-bbox="646 750 726 828">2.</td> <td data-bbox="726 750 917 828">Shri Vineet Valentine Davis</td> <td data-bbox="917 750 1125 828">Member (Non-Executive Director)</td> <td data-bbox="1125 750 1284 828">2</td> <td data-bbox="1284 750 1460 828">2</td> </tr> <tr> <td data-bbox="646 828 726 918">3.</td> <td data-bbox="726 828 917 918">Shri V. Sankaranarayanan</td> <td data-bbox="917 828 1125 918">Member (Independent Director)</td> <td data-bbox="1125 828 1284 918">2</td> <td data-bbox="1284 828 1460 918">2</td> </tr> </tbody> </table>	S. No.	Name of Director	Designation / Nature of Directorship	Number of meetings of CSR Committee					held during the year	attended during the year	1.	Shri Mukesh Manglik	Chairman (Whole-time Director)	2	-	2.	Shri Vineet Valentine Davis	Member (Non-Executive Director)	2	2	3.	Shri V. Sankaranarayanan	Member (Independent Director)	2	2
S. No.	Name of Director	Designation / Nature of Directorship	Number of meetings of CSR Committee																								
			held during the year	attended during the year																							
1.	Shri Mukesh Manglik	Chairman (Whole-time Director)	2	-																							
2.	Shri Vineet Valentine Davis	Member (Non-Executive Director)	2	2																							
3.	Shri V. Sankaranarayanan	Member (Independent Director)	2	2																							
3.	Provide the web-link where Composition of CSR committee, CSR Policy and CSR projects approved by the board are disclosed on the website of the company	<p>Web-link of composition of the CSR Committee is https://www.inoxgreen.com/board-committees.html.</p> <p>Web-link of CSR Policy is https://www.inoxgreen.com/policies.html.</p> <p>Web-link of CSR projects approved by the Board for Financial Year 2022-23: Not Applicable</p>																									
4.	Provide the details of Impact assessment of CSR projects carried out in pursuance of sub-rule (3) of rule 8 of the Companies (Corporate Social Responsibility Policy) Rules, 2014, if applicable (attach the report)	Not Applicable																									
5.	Details of the amount available for set off in pursuance of sub-rule (3) of rule 7 of the Companies (Corporate Social Responsibility Policy) Rules, 2014 and amount required for set off for the financial year, if any	Not Applicable																									
6.	Average net profit of the company as per section 135(5) (calculated for 3 preceding financial years i.e FY 2018-19, FY 2019-20 and FY 2020-21)	Rs. (9,384.88) Lakhs																									
7.	(a) Two percent of average net profit of the company as per section	Rs. (187.70) Lakhs																									

135(5)	
(b) Surplus arising out of the CSR projects or programmes or activities of the previous financial years.	Not Applicable
(c) Amount required to be set off for the financial year, if any	Not Applicable
(d) Total CSR obligation for the financial year (7a+7b- 7c).	Nil (Since average 2% net profit of preceding three financial years is negative)

8. (a) CSR amount spent or unspent for the financial year:

Total Amount Spent for the Financial Year (in Rs.)	Amount Unspent (in Rs.)				
	Total Amount transferred to Unspent CSR Account as per Section 135(6)		Amount transferred to any fund specified under Schedule VII as per second proviso to section 135(5)		
	Amount	Date of transfer	Name of the Fund	Amount	Date of transfer
Not Applicable					

(b) Details of CSR amount spent against ongoing projects for the financial year:

(1)	(2)	(3)	(4)	(5)		(6)	(7)	(8)	(9)	(10)	(11)	
S. No.	Name of the Project	Item from the list of activities in Schedule VII to the Act	Local area (Yes/No)	Location of the project		Project duration	Amount allocated for the project (in Rs.)	Amount spent in the current financial year (in Rs.)	Amount transferred to Unspent CSR Account for the project as per Section 135(6) (in Rs.)	Mode of Implementation - Direct (Yes/No)	Mode of Implementation - Through Implementing Agency	
				State	District						Name	CSR Registration Number
Not Applicable												

(c) Details of CSR amount spent against other than ongoing projects for the financial year:

(1)	(2)	(3)	(4)	(5)		(6)	(7)	(8)	
S. No.	Name of the Project	Item from the list of activities in Schedule VII to the Act	Local area (Yes/No)	Location of the Project		Amount spent for the project (in Rs.)	Mode of Implementation - Direct (Yes/No)	Mode of Implementation - through Implementing Agency	
				State	District			Name	CSR Registration Number
Not Applicable									

(d) Amount spent in Administrative Overheads : Nil

(e) Amount spent on Impact Assessment, if applicable : Not Applicable

(f) Total amount spent for the Financial Year (8b+8c+8d+8e) : Not Applicable

(g) Excess amount for set off, if any

S. No.	Particular	Amount (in Rs.)
(i)	Two percent of average net profit of the company as per section 135(5)	Nil
(ii)	Total amount spent for the Financial Year	Nil
(iii)	Excess amount spent for the financial year [(ii)-(i)]	Nil
(iv)	Surplus arising out of the CSR projects or programmes or activities of the previous financial years, if any	Nil
(v)	Amount available for set off in succeeding financial years [(iii)-(iv)]	Nil

9. (a) Details of Unspent CSR amount for the preceding three financial years:

S. No.	Preceding Financial Year	Amount transferred to Unspent CSR Account under section 135 (6) (Rs. in Lakhs)	Amount spent in the reporting Financial Year (Rs. in Lakhs)	Amount transferred to any fund specified under Schedule VII as per section 135(6), if any			Amount remaining to be spent in succeeding financial years (Rs. in Lakhs)
				Name of the Fund	Amount (Rs. in Lakhs)	Date of transfer	
1.	2018-19	-	-	-	-	-	-
2.	2019-20	-	-	-	-	-	-
3.	2020-21	-	-	-	-	-	-
Total		-	-	-	-	-	-

(b) Details of CSR amount spent in the financial year for ongoing projects of the preceding financial year(s):

(1)	(2)	(3)	(4)	(5)	(6)	(7)	(8)	(9)
S. No.	Project ID	Name of the Project	Financial Year in which the project was commenced	Project Duration	Total amount allocated for the project (in Rs.)	Amount spent on the project in the reporting Financial Year (in Rs.)	Cumulative amount spent at the end of reporting Financial Year. (in Rs.)	Status of the project - Completed/ Ongoing
Not Applicable								

10. In case of creation or acquisition of capital asset, furnish the details relating to the asset so created or acquired through CSR spent in the financial year (asset-wise details).

(a) Date of creation or acquisition of the capital asset(s) : Nil

(b) Amount of CSR spent for creation or acquisition of capital asset: Nil

(c) Details of the entity or public authority or beneficiary under whose name such capital asset is registered, their address etc.: Nil

(d) Provide details of the capital asset(s) created or acquired (including complete address and location of the capital asset): Nil

11. Specify the reason(s), if the company has failed to spend two per cent of the average net profit as per section 135(5): Not Applicable

For and on behalf of the Board of Directors



Vineet Valentine Davis
Director
DIN: 06709239



Mukesh Manglik
Whole-time Director
DIN: 07001509
Chairman, CSR Committee

Place: Noida
Date: 12th August, 2022

Dewan P.N. Chopra & Co.

Chartered Accountants

C-109, Defence Colony, New Delhi - 110 024, India

Phones : +91-11-24645895/96 E-mail : audit@dpncindia.com

INDEPENDENT AUDITOR'S REPORT

To the Members of Inox Green Energy Services Limited

(Formerly known as Inox Wind Infrastructure Services Limited)

Report on the Audit of the Standalone Financial Statements

Opinion

We have audited the standalone financial statements of Inox Green Energy Services Limited ("the Company"), which comprise the balance sheet as at 31st March 2022, and the statement of Profit and Loss, statement of changes in equity and statement of cash flows for the year then ended, and notes to the financial statements, including a summary of significant accounting policies and other explanatory information.

In our opinion and to the best of our information and according to the explanations given to us, the aforesaid standalone financial statements give the information required by the Act in the manner so required and give a true and fair view in conformity with the accounting principles generally accepted in India, of the state of affairs of the Company as at March 31, 2022, and loss, changes in equity and its cash flows for the year ended on that date.

Basis for Opinion

We conducted our audit in accordance with the Standards on Auditing (SAs) specified under section 143(10) of the Companies Act, 2013. Our responsibilities under those standards are further described in the Auditor's Responsibilities for the Audit of the Standalone Financial Statements section of our report. We are independent of the Company in accordance with the Code of Ethics issued by the Institute of Chartered Accountants of India together with the ethical requirements that are relevant to our audit of the standalone financial statements under the provisions of the Companies Act, 2013 and the Rules thereunder, and we have fulfilled our other ethical responsibilities in accordance with these requirements and the Code of Ethics. We believe that the audit evidence we have obtained is sufficient and appropriate to provide a basis for our opinion.

Emphasis of matter

1. We draw attention to Note 40 of the standalone financial statements which describes that the Company have a system of obtaining periodic confirmation of balances from various parties (other than disputed parties). The External Balance Confirmations were sent to banks and parties and certain party's balances are subject to confirmation/reconciliation. Adjustments, if any will be accounted for on confirmation/reconciliation of the same, which in the opinion of the management will not have a material impact.
2. We draw attention to Note 48 of the standalone financial statements which describes the management's assessment of the impact of the outbreak of Covid-19 on property plant & equipment, revenue, trade receivables, advances, investments and other assets. The management believes that no adjustments are required in the financial statements as there is no impact in the current financial year. However, in view of the highly uncertain economic environment and its likely effect on future revenues due to Covid-19, a definitive assessment of the impact on the subsequent years is dependent upon circumstances as they evolve.




3. We draw attention to Note 51 to the standalone financial statements regarding the complete erosion of the net worth of Wind Four Renergy Private Limited ("WFRPL"), a wholly-owned subsidiary in which the company has investment amounting to Rs.2,591.40 Lakh in Equity Share Capital as on 31 March 2022. For the reasons stated by the management in the note, recoverability of investment is dependent on the performance of WFRPL over the foreseeable future and improvement in its operational performance and financial support from the company.

Our Opinion is not modified in respect of the above matters.

Key Audit Matters

Key audit matters are those matters that, in our professional judgment, were of most significance in our audit of the standalone financial statements of the current period. These matters were addressed in the context of our audit of the standalone financial statements as a whole, and in forming our opinion thereon, and we do not provide a separate opinion on these matters.


The Key Audit Matters	How our audit addressed the key audit matter
<p>Litigation Matters</p> <p>The Company has certain significant pending legal proceedings with Judicial/Quasi-Judicial for various complex matters with contractor/transporter, customer and other parties, continuing from earlier years.</p> <p>Further, the company has material uncertain tax positions including matters under dispute which involves significant judgment to determine the possible outcome of these disputes.</p> <p>Refer to Note 42 of the Standalone Financial Statements.</p> <p>Due to the complexity involved in these litigation matters, management's judgement regarding recognition and measurement of provisions for these legal proceedings is inherently uncertain and might change over time as the outcomes of the legal cases are determined. Accordingly, it has been considered as a key audit matter.</p>	<ul style="list-style-type: none"> ➤ Assessed the management's position through discussions with the in-house legal expert and external legal opinions obtained by the Company (where considered necessary) on both, the probability of success in the aforesaid cases, and the magnitude of any potential loss. ➤ Discussed with the management on the development in these litigations during the year ended March 31, 2022. ➤ Rolled out enquiries to the management of the Company and noted the responses received and assessed the same. ➤ Assessed the objectivity, independence and competence of the Company's legal counsel (where applicable)involved in the process and legal experts engaged by the company, if any. ➤ Reviewed the disclosures made by the Company in the financial statements in this regard.
<p>Discontinued operations</p> <p>Refer note 47 to the accompanying standalone financial statements for the accounting policy and related disclosures respectively. On 06 October 2021, as a part of the business reorganization, the Company's Board of Directors have approved transfer of its EPC business to wholly owned subsidiary ('WOS') of its Company, Inox Wind Limited('IWL'), RESCO Global Wind Service Limited ('RESCO'), with an objective to segregate the EPC Business and Operations and Maintenance Business(referred as 'O&M Business') of the Company. The divestment has been approved by the shareholders of the Company in their Extra-ordinary General Meeting held on 21 October 2021.</p> <p>Subsequently on 31 December 2021, to implement the above divesture, the Company has executed a Business Transfer Agreement ('BTA') with RESCO to transfer EPC</p>	<p>Our audit procedures included, but were not limited to, the following in relation to the discontinued operations:</p> <ul style="list-style-type: none"> ➤ Obtained an understanding of the management process for ensuring classification, measurement, disclosure and allocations for the identified disposal groups ➤ Referred the BTA signed between the Company and RESCO for divestment of EPC Business segment; ➤ Reviewed the assessment performed by the management for accounting and presentation of these transactions in accordance with applicable accounting standards ➤ Reviewed the assets and liabilities being transferred to RESCO are in accordance with the terms of BTA ➤ Tested the arithmetical accuracy of computations used by management to determine the amounts being transferred ➤ Assessed management's conclusions regarding the allocations of the asset, liabilities, income and



<p>business undertaking, together with all assets and liabilities as specified in the BTA in relation to the EPC business as a going concern through slump sale. The assets and liabilities of the EPC business amounting to ₹98,598.55 lakhs and ₹98,128.71 lakhs respectively are transferred to RESCO from the date BTA becoming effective and difference on assets and liabilities amounting ₹469.84 lakhs on transfer of the EPC Business undertaking has recorded as purchase consideration receivable. The company has completed its compliance with the terms and conditions of BTA on 31 December 2021 and consequently, the BTA has become effective from that date.</p> <p>We identified this as a key audit matter for current year audit in view of the significance of the impact of these restructuring transactions have on the standalone financial statements including the amounts involved and exercise of management judgments with respect to identification and segregation of assets and liabilities and allocation of costs pertaining to EPC Business segment and O&M Business Segment.</p>	<p>expenses that are assigned to the discontinued operations for the respective segments'</p> <ul style="list-style-type: none"> ➤ Assessed reasonableness of management's judgement with respect to the likelihood and expected timing of the implementation of the restructuring; ➤ Verified the disclosure and presentation of financial statement in accordance with Ind AS- 105 'Noncurrent Assets held for sale and discontinued operations' ➤ Assessed the appropriateness and adequacy of the related disclosures in the standalone financial statements of the Company in accordance with the applicable accounting standards.
---	--

Alternate audit procedure carried out in light of COVID-19 outbreaks

<p>As precautionary measures against COVID-19, the statutory audit was conducted via making arrangements to provide requisite documents/ information through an electronic medium as an alternative audit procedure.</p> <p>We have identified such an alternative audit procedure as a key audit matter.</p>	<p>As a part of the alternative audit procedure, the Company has made available the following information/ records/ documents/ explanations to us through e-mail and remote secure network of the Company: -</p> <ul style="list-style-type: none"> a) Scanned copies of necessary records/documents deeds, certificates and the related records made available electronically through e-mail or remote secure network of the Company; and b) By way of enquiries through video conferencing, dialogues and discussions over the phone, e-mails and similar communication channels. <p>It has also been represented by the management that the data and information provided electronically for the purpose of our audit are correct, complete, reliable and are directly generated from the accounting system of the Company, extracted from the records and files, without any further manual modifications so as to maintain its integrity, authenticity, readability and completeness. In addition, based on our review of the various internal audit reports/inspection reports (as applicable), nothing has come to the knowledge that makes us believe that such an alternate audit procedure would not be adequate.</p>
---	---



Information Other than the Standalone Financial Statements and Auditor's Report Thereon

The Company's Board of Directors is responsible for the preparation of the other information. The other information comprises the information included in the Management Discussion and Analysis, Board's Report including Annexures to Board's Report, Corporate Governance and Shareholder's Information (hereinafter referred to as "the Reports"), but does not include the Standalone Financial Statements and our auditor's report thereon. The Report is expected to be made available to us after the date of this auditor's report.

Our opinion on the Standalone financial statements does not cover the other information and we will not express any form of assurance conclusion thereon.

In connection with our audit of the Standalone financial statements, our responsibility is to read the other information identified above when it becomes available and, in doing so, consider whether the other information is materially inconsistent with the Standalone financial statements or our knowledge obtained in the audit, or otherwise appears to be materially misstated.

Management's Responsibility for the Standalone Financial Statements

The Company's Board of Directors is responsible for the matters stated in section 134(5) of the Companies Act, 2013 ("the Act") with respect to the preparation of these standalone financial statements that give a true and fair view of the financial position, financial performance, changes in equity and cash flows of the Company in accordance with the accounting principles generally accepted in India, including the accounting standards specified under section 133 of the Act. This responsibility also includes maintenance of adequate accounting records in accordance with the provisions of the Act for the safeguarding of the assets of the Company and for preventing and detecting frauds and other irregularities; selection and application of appropriate implementation and maintenance of accounting policies; making judgments and estimates that are reasonable and prudent; and design, implementation and maintenance of adequate internal financial controls, that were operating effectively for ensuring the accuracy and completeness of the accounting records, relevant to the preparation and presentation of the standalone financial statement that gives a true and fair view and is free from material misstatement, whether due to fraud or error.

In preparing the standalone financial statements, management is responsible for assessing the Company's ability to continue as a going concern, disclosing, as applicable, matters related to going concerned and using the going concern basis of accounting unless management either intends to liquidate the Company or to cease operations or has no realistic alternative but to do so.

Those Board of Directors is also responsible for overseeing the company's financial reporting process.

Auditor's Responsibilities for the Audit of the Standalone Financial Statements

Our objectives are to obtain reasonable assurance about whether the standalone financial statements as a whole are free from material misstatement, whether due to fraud or error and to issue an auditor's report that includes our opinion. Reasonable assurance is a high level of assurance but is not a guarantee that an audit conducted in accordance with SAs will always detect a material misstatement when it exists. Misstatements can arise from fraud or error and are considered material if, individually or in the aggregate, they could reasonably be expected to influence the economic decisions of users taken on the basis of these standalone financial statements.

As part of an audit in accordance with SAs, we exercise professional judgment and maintain professional skepticism throughout the audit. We also:

- Identify and assess the risks of material misstatement of the standalone financial statements, whether due to fraud or error, design and perform audit procedures responsive to those risks, and obtain audit evidence that is sufficient and appropriate to provide a basis for our opinion. The risk of not detecting a material misstatement resulting from fraud is higher than for one resulting from error, as fraud may involve collusion, forgery, intentional omissions, misrepresentations, or the override of internal control.



- Obtain an understanding of internal control relevant to the audit in order to design audit procedures that are appropriate in the circumstances. Under section 143(3)(i) of the Companies Act, 2013, we are also responsible for expressing our opinion on whether the company has an adequate internal financial controls system in place and the operating effectiveness of such controls.
- Evaluate the appropriateness of accounting policies used and the reasonableness of accounting estimates and related disclosures made by management.
- Conclude on the appropriateness of management's use of the going concern basis of accounting and, based on the audit evidence obtained, whether a material uncertainty exists related to events or conditions that may cast significant doubt on the Company's ability to continue as a going concern. If we conclude that a material uncertainty exists, we are required to draw attention in our auditor's report to the related disclosures in the standalone financial statements or, if such disclosures are inadequate, to modify our opinion. Our conclusions are based on the audit evidence obtained up to the date of our auditor's report. However, future events or conditions may cause the Company to cease to continue as a going concern.
- Evaluate the overall presentation, structure and content of the standalone financial statements, including the disclosures, and whether the standalone financial statements represent the underlying transactions and events in a manner that achieves fair presentation.

Materiality is the magnitude of misstatements in the standalone financial statements that individually or in aggregate, make it probable that the economic decisions of a reasonably knowledgeable user of the financial statements may be influenced. We consider quantitative materiality and qualitative factors in (i) planning the scope of our audit work and evaluating the results of our work; and (ii) to evaluate the effect of any identified misstatements in the standalone financial statements.

We communicate with those charged with governance regarding, among other matters, the planned scope and timing of the audit and significant audit findings, including any significant deficiencies in internal control that we identify during our audit.


We also provide those charged with governance with a statement that we have complied with relevant ethical requirements regarding independence, and to communicate with them all relationships and other matters that may reasonably be thought to bear on our independence, and where applicable, related safeguards.

From the matters communicated with those charged with governance, we determine those matters that were of most significance in the audit of the financial statements of the current period and are therefore the key audit matters. We describe these matters in our auditor's report unless law or regulation precludes public disclosure about the matter or when, in extremely rare circumstances, we determine that a matter should not be communicated in our report because the adverse consequences of doing so would reasonably be expected to outweigh the public interest benefits of such communication.

Report on Other Legal and Regulatory Requirements

1. As required by the Companies (Auditor's Report) Order, 2020 ("the Order"), issued by the Central Government of India in terms of sub-section (11) of section 143 of the Companies Act, 2013, we give in the "Annexure A" statement on the matters specified in paragraphs 3 and 4 of the Order, to the extent applicable.
2. With respect to the other matters to be included in the Auditor's Report in accordance with the requirements of section 197(16) of the Act, as amended:

In our opinion and to the best of our information and according to the explanations given to us, the remuneration paid by the Company to its directors during the year is in accordance with the provisions of section 197 of the Act.




3. As required by Section 143(3) of the Act, we report that:
- a. We have sought and obtained all the information and explanations which to the best of our knowledge and belief were necessary for the purposes of our audit;
 - b. In our opinion, proper books of account as required by law have been kept by the Company so far as it appears from our examination of those books;
 - c. The Balance Sheet, the Statement of Profit and Loss (including other comprehensive income), the statement of changes in equity and the Cash Flow Statement dealt with by this Report are in agreement with the books of account;
 - d. In our opinion, the aforesaid standalone financial statements comply with the Accounting Standards specified under Section 133 of the Act;
 - e. On the basis of the written representations received from the directors as of 31st March 2022 taken on record by the Board of Directors, none of the directors is disqualified as of 31st March 2022 from being appointed as a director in terms of Section 164 (2) of the Act;
 - f. With respect to the adequacy of the internal financial controls over financial reporting of the Company and the operating effectiveness of such controls, refer to our separate Report in "Annexure B";
 - g. The litigation matters described under Note 42 in the event of being decided unfavourable, in our opinion, may have an adverse impact on the functioning of the company;
 - h. With respect to the other matters to be included in the Auditor's Report in accordance with Rule 11 of the Companies (Audit and Auditors) Rules, 2014, in our opinion and to the best of our information and according to the explanations given to us:
 - i. The Company does not have any pending litigations which would impact its financial position other than disclosed in the Standalone Financial Statements (Refer Note 42 of the Standalone Financial Statements);
 - ii. Company did not have any long-term contracts including derivative contracts for which there were any material foreseeable losses;
 - iii. There were no amounts which were required to be transferred to the Investor Education and Protection Fund by the Company;
 - iv. (a) The management has represented that, to the best of its knowledge and belief, as disclosed in the notes to the accounts, no funds have been advanced or loaned or invested (either from borrowed funds or share premium or any other sources or kind of funds) by the company to or in any other person(s) or entity (ies), including foreign entities ("Intermediaries"), with the understanding, whether recorded in writing or otherwise, that the Intermediary shall, whether, directly or indirectly lend or invest in other persons or entities identified in any manner whatsoever by or on behalf of the company ("Ultimate Beneficiaries") or provide any guarantee, security or the like on behalf of the Ultimate Beneficiaries;
 - (b) The management has represented, that, to the best of its knowledge and belief, other than as disclosed in the notes to the accounts, no funds have been received by the company from any person(s) or entity(ies), including foreign entities ("Funding Parties"), with the understanding, whether recorded in writing or otherwise, that the company shall, whether, directly or indirectly, lend or invest in other persons or entities identified in any manner whatsoever by or on behalf of the Funding Party ("Ultimate Beneficiaries") or provide any guarantee, security or the like on behalf of the Ultimate Beneficiaries; and



(c) Based on the audit procedures performed that have been considered reasonable and appropriate in the circumstances, nothing has come to my/our notice that has caused us to believe that the representations under sub-clause (i) and (ii) of Rule 11(e) contain any material misstatement.

v. There is no dividend declared or paid during the year by the company.

For Dewan P. N. Chopra & Co.
Chartered Accountants
Firm Regn. No. 000472N


Sandeep Dahiya
Partner



Membership No. 505374
UDIN: 22505371AKUWM15417

Place of Signature: New Delhi
Date: 13th May 2022


ANNEXURE-ATO THE INDEPENDENT AUDITORS' REPORT

(Referred to in paragraph - 1 under the heading of "Report on Other Legal and Regulatory Requirements" of our Report of even date.)

Based on the audit procedures performed for the purpose of reporting a true and fair view on the standalone financial statements of the Company and taking into consideration the information and explanations given by the management and the books of account and other records examined by us in the normal course of the audit and to the best of our knowledge and belief, we report that: -

- (i) (a) (A) The company has maintained proper records showing full particulars including quantitative details and situations of property, plant and equipment.
- (B) The company has maintained proper records showing full particulars of intangible assets.
- (b) The management has physically verified the property, plant and equipment at reasonable intervals and no material discrepancies were noticed on such verification.
- (c) Based on our examination of the registered sale deed/transfer deed/conveyance deed provided to us, we report that the title in respect of all immovable properties except land acquired for road, disclosed in the financial statements included under Property, Plant and Equipment are held in the name of the Company as at the balance sheet date.
- (d) The company is not revaluing its property, plant and equipment during the year; hence paragraph 3 (i) (d) does not apply to the company.
- (e) Based on the management representation, there is no proceedings have been initiated or are pending against the company for holding any Benami property under the Benami Transactions (Prohibition) Act, 1988 (45 of 1988) and rules made thereunder, hence the paragraph 3 (i) (e) is not applicable on the company.
- (ii) (a) On the basis of our examination of the books of accounts and records and in our opinion, the management has physically verified the inventory at reasonable intervals, the coverage and procedure of such verification by the management is appropriate and no discrepancies of 10% or more in the aggregate for each class of inventory have been found by the management.
- (b) On the basis of our examination of the books of accounts and records, the company has been sanctioned working capital limits in excess of five crore rupees from banks or financial institutions on the basis of security of current assets and the quarterly returns or statements filed by the company with Such banks or financial institutions are not in agreement with the books of account of the Company. The details of the same are given below:

For the Quarter	Sanction Amount to which discrepancies relates (Amount in Lakhs)	Nature of the Current Assets	Amount as per quarterly return & statements (Amount in Lakhs)	As per books of accounts (Amount in Lakhs)	Difference (Amount In Lakhs)	Remarks including subsequent rectification, if any
June 2021	20,000.00	Trade Receivable (without adjustment provision) of	26,785.05	26,940.95	155.90	There is no revised statement filed till date
June 2021	20,000.00	Inventory	33,627.00	34,769.28	1,142.28	There is no revised statement filed till date



September 2021	20,000.00	Trade Receivable (without adjustment provision) of	28,780.00	28,879.77	99.77	There is no revised statement filed till date
September 2021	20,000.00	Inventory	30,460.00	40,001.74	9,541.74	There is no revised statement filed till date
December 2021	20,000.00	Trade Receivable (without adjustment provision) of	7,987.00	6,158.84	(1,828.16)	There is no revised statement filed till date
December 2021	20,000.00	Inventory	1,274.00	1,274.48	0.48	There is no revised statement filed till date
March 2022	20,000.00	Trade Receivable (without adjustment provision) of	6,239.09	7,068.97	829.88	There is no revised statement filed till date
March 2022	20,000.00	Inventory	4,469.00	2,137.81	(2,331.19)	There is no revised statement filed till date

- (iii) On the basis of our examination of the books of accounts and records, the company has made investments in, provided any guarantee or security or granted any loans or advances in the nature of loans, secured or unsecured, to companies, firms, Limited Liability Partnerships or any other parties.
- (a) Based on the examination of the books of accounts and records of the company, the company has provided loans or provided advances in the nature of loans or stood guarantee, or provided security to any other entity. The details of the same has been given below: -

(Figures in Lakhs)

Particulars	Guarantees	Security	Loans	Advances in nature of loans
Aggregate amount granted/ provided during the year				
- Subsidiaries	-	-	696.33	-
- Joint Ventures	-	-	-	-
- Associates	-	-	-	-
- Fellow Subsidiary	10,000.00	1,00,00.00	2,373.64	-
- Holding Company	-	-	-	-
Balance outstanding as at balance sheet date in respect of above cases: -				
- Subsidiaries	15,226.70	8,529.00	693.12	-
- Joint Ventures	-	-	-	-
- Associates	-	1,853.00	702.15	-
- Fellow Subsidiary	9,000.00	9,000.00	2198.33	-
- Holding Company	4,500.00	-	-	-

- (b) Based on the examination of the books of accounts and records of the company, the investments made, guarantees provided, security given and the terms and conditions of the grant of all loans and advances in the nature of loans and guarantees provided are not prejudicial to the company's interest.




- (c) Based on the examination of the books of accounts and records of the company, the loans are repayable on demand and there is no stipulation of schedule of repayment of principal and repayment of interest accordingly we are unable to make specific comment on the regularity of repayment of principal and interest.
- (d) Based on the information provided by the management, the loans are repayable on demand and hence paragraph 3(iii)(d) is not applicable.
- (e) Based on the information provided by the management, the loans are repayable on demand and hence paragraph 3(iii)(e) is not applicable.
- (f) Based on the examination of the books of accounts and records of the company, the company has granted loans repayable on demand or without specifying any terms or period of repayment. The details of the same are given below: -

(Rs. In Lakh)			
	All Parties	Promoters	Related parties
The aggregate amount of loans/advances in nature of loans			
- Repayable on demand (A)	3,593.60	-	3,593.60
- Agreement does not specify any terms or period of repayment (B)	-	-	-
Total (A+B)	3,593.60	-	3,593.60
Percentage of loans/ advances in nature of loans to the total loans	100.00%	-	100.00%

- (iv) In our opinion, in respect of loans, investments, guarantees, and security provisions of section 185 and 186 of the Companies Act, 2013 has been complied with.
- (v) The company has not accepted any deposits or amounts which are deemed to be deposited; hence paragraph 3(v) of the order is not applicable.
- (vi) We have broadly reviewed the books of account maintained by the company pursuant to the Rules made by the Central Government for the maintenance of cost records under section 148 of the Act, and are of the opinion that prima facie, the prescribed accounts and records have been made and maintained. However, we have not, nor we are required, carried out details examination of such accounts and records.
- (vii) (a) On the basis of our examination of the records of the company, amounts deducted/accrued in the books of account in respect of undisputed statutory dues including Goods and Services Tax, Provident fund, employees' state insurance, income-tax, sales-tax, service tax, duty of customs, duty of excise, value-added tax, cess and any other statutory dues have generally been regularly deposited during the year by the company with the appropriate authorities, though there has been a slight delay in a few cases, to the extent applicable to it.

In our opinion, no undisputed amounts payable in respect of provident fund, income tax, sales tax, value-added tax, duty of customs, service tax, cess and other material statutory dues were in arrears as at 31 March 2022 for a period of more than six months from the date they became payable except as mentioned below in the table

Name of the Statute	Nature of the dues	Amount (In Lakhs)	Period to which the amount relates	Due Date	Date of payment	Remarks, if any
Building and other construction workers Act, 1996	Labour Cess On construction	256.83	-	--	--	




ESI Act,1948	Employee State Insurance Payable	0.19	--	--	--	
Labour Welfare Fund Act	Labour Welfare Fund	0.49	--	--	--	
Income Tax Act, 1961	Interest on TDS	462.49	April'19 to September'21	--	--	
PT Act, 1987	Professional Tax Payable	20.54	FY 2012 onwards	--	--	
GST Acts, 2017	Interest on GST	113.31	--	--	--	

(b) On the basis of our examination of the books of accounts and records, the details of the dues referred to in subclause (a) above that have not been deposited on account of any dispute are as under: -


Name of the Statute	Nature of dues	Amount (In Lakhs)	Period to which the amount relates	Forum where the dispute is pending
Andhra Pradesh Central Sales Tax Act, 1956	Demand on account of mismatch in Input Tax Credit	31.40	FY 2016-17	Appellate Authority, AP
Andhra Pradesh Central Sales Tax Act, 1956	Demand on account of mismatch in Input Tax Credit	1.97	FY 2017-18	Appellate Authority, AP
Andhra Pradesh Value Added Tax Act, 2005	Demand on account of mismatch in Input Tax Credit	121.61	FY 2016-17	Appellate Authority, AP
Andhra Pradesh Value Added Tax Act, 2005	Demand on account of penalty due to mismatch in Input Tax Credit	30.40	FY 2016-17	Appellate Authority, AP
Kerala Value Added Tax Act,	Demand imposed on account of probable suppression and omission by VAT Officer	246.86	FY 2016-17	Joint Commissioner - V, State GST, Ernakulam
The Rajasthan VAT Act	Entry Tax Demand	697.31	FY 2015-16, FY 2016-17 & FY 2017-18	Re-opening of Case before assessing officer
Income Tax Act, 1961	Penalty Order on account of concealment of income	9.19	Assessment Year 2017-18	CIT Appeals (Faceless)
Labour Laws	Demand for BOCW cess and others	216.00	--	Respective labour office



- (viii) On the basis of our examination of the books of accounts and records, there are no transactions which are not recorded in the books of account and have been surrendered or disclosed as income during the year in the tax assessments under the Income Tax Act, 1961 (43 of 1961), hence clause 3 (viii) is not applicable to the company.
- (ix) (a) On the basis of our examination of the books of accounts and records and in our opinion, there is no default in repayment of loans or other borrowings or in the payment of interest thereon to any lender.
- (b) According to the information and explanations given to us and on the basis of our audit procedures, we report that the company has not been declared a willful defaulter by any bank or financial institution or government or any government authority.
- (c) In our opinion and according to the information and explanations given to us, the company has utilized the money obtained by way of term loans during the year for the purposes for which they were obtained.
- (d) According to the information and explanations given to us and the procedures performed by us, and on an overall examination of the financial statements of the company, we report that no funds raised on a short-term basis have been used for long-term purposes by the company except out of the inter corporate deposit received from the holding company, a sum of Rs.9,348.50 Lakhs has been utilized for long term purpose.
- (e) According to the information and explanations are given to us and on an overall examination of the standalone financial statements of the company, we report that the company has not taken any funds from any entity or person on account of or to meet the obligations of its subsidiaries, associates or joint ventures except as mentioned in Note 53(x)(b) to the standalone financial statement.
- (f) According to the information and explanations given to us and procedures performed by us, we report that the company has not raised loans during the year on the pledge of securities held in its subsidiaries, joint ventures or associate companies.
- (x) (a) In our opinion and according to the information and explanations given to us, during the year the company has not raised money by way of initial public offer/ further public offer (including debt instruments). Hence paragraph 3(x) of the order is not applicable.
- (xi) (a) In our opinion, no fraud by the company or any fraud on the Company has been noticed or reported during the course of our audit.
- (b) Based on our examination of the records of the Company and in our opinion, no report under sub-section (12) of section 143 of the Companies Act has been filed by the auditors in Form ADT-4 as prescribed under rule 13 of Companies (Audit and Auditors) Rules, 2014 with the Central Government.
- (c) As represented to us by the management, there are no whistleblower complaints received by the company during the year.
- (xii) In our opinion, the Company is not a Nidhi company. Hence, paragraph 3(xii) of the Order is not applicable.




- (xiii) Based on our examination of the records of the Company and in our opinion, transactions with the related parties are in compliance with sections 177 and 188 of the Act where applicable and details of such transactions have been disclosed in the standalone financial statements as required by the applicable accounting standards.
- (xiv) (a) In our opinion and based on our examination, the company has an internal audit system commensurate with the size and nature of its business.
- (b) We have considered, the internal audit reports issued to the Company during the year and covering the period upto March, 2022 under audit.
- (xv) According to the information and explanations given to us, in our opinion during the year the company has not entered into any non-cash transactions with its directors or persons connected with its directors and hence provisions of section 192 of the Companies Act, 2013 are not applicable to the company.
- (xvi) (a) Based on our examination of the records of the Company, the Company is not required to be registered under section 45-IA of the Reserve Bank of India Act 1934.
- (b) Based on our examination of the records of the Company, the Company has not conducted any non-Banking financial or Housing Finance activities without a valid Certificate of the Registration from the Reserve Bank of India Act, 1934.
- (c) Based on our examination of the records of the Company, the Company is not a Core Investment company (CIC) as defined in the regulations made by the Reserve Bank of India and accordingly, there is no requirement to fulfill the criteria of a CIC.
- (d) Based on our examination of the records of the Company, there is no CIC as part of the group and therefore Clause 3 (xvi) (d) is not applicable to the company
- (xvii) Based on our examination of the records of the Company, the Company has incurred cash losses amounting to Rs. 3,120.84 Lakhs during the financial year and amounting to Rs. 6,901.00 Lakhs in the immediately preceding financial year respectively.
- (xviii) There has been no resignation of the statutory auditors during the year and accordingly this clause is not applicable.
- (xix) According to the information and explanations are given to us and on the basis of the financial ratios, ageing and expected dates of realization of financial assets and payment of financial liabilities, other information accompanying the standalone financial statements, our knowledge of the Board of Directors and management plans and based on our examination of the evidence supporting the assumptions, nothing has come to our attention, which causes us to believe that any material uncertainty exists as on the date of the audit report that company is not capable of meeting its liabilities existing at the date of the balance sheet as and when they fall due within a period of one year from the balance sheet date. We, however, state that this is not an assurance as to the future viability of the company. We further state that our reporting is based on the facts up to the date of the audit report and we neither give any guarantee nor any assurance that all liabilities falling due within a period of one year from the balance sheet date, will get discharged by the company as and when they fall due.



(xx) According to the information and explanations given to us, Section 135 of the Companies Act, 2013 is not applicable to the Company. Hence paragraph 3(xx) of the said order is not applicable to the Company.

For Dewan P. N. Chopra & Co.
Chartered Accountants
Firm Regn. No. 000472N


Sandeep Dahiya
Partner
Membership No. 505371
UDIN: 22505371AKUWMI5417



Place of Signature: New Delhi
Date: 13th May 2022

ANNEXURE – B TO THE INDEPENDENT AUDITOR'S REPORT OF EVEN DATE ON THE STANDALONE FINANCIAL STATEMENTS OF RAVINDER HEIGHTS LIMITED

Report on the Internal Financial Controls under Clause (i) of Sub-section 3 of Section 143 of the Companies Act, 2013 ("the Act")

We have audited the internal financial controls over financial reporting of **Inox Green Energy Services Limited** ("the Company") as of March 31, 2022, in conjunction with our audit of the standalone financial statements of the Company for the year ended on that date.

Management's Responsibility for Internal Financial Controls

The Company's management is responsible for establishing and maintaining internal financial controls based on the internal control over financial reporting criteria established by the Company considering the essential components of internal control stated in the Guidance Note on Audit of Internal Financial Controls Over Financial Reporting issued by the Institute of Chartered Accountants of India. These responsibilities include the design, implementation and maintenance of adequate internal financial controls that were operating effectively for ensuring the orderly and efficient conduct of its business, including adherence to the company's policies, the safeguarding of its assets, the prevention and detection of frauds and errors, the accuracy and completeness of the accounting records, and the timely preparation of reliable financial information, as required under the Companies Act, 2013.

Auditors' Responsibility


Our responsibility is to express an opinion on the Company's internal financial controls over financial reporting based on our audit. We conducted our audit in accordance with the Guidance Note on Audit of Internal Financial Controls Over Financial Reporting (the "Guidance Note") and the Standards on Auditing, issued by ICAI and deemed to be prescribed under section 143(10) of the Companies Act, 2013, to the extent applicable to an audit of internal financial controls, both applicable to an audit of Internal Financial Controls and, both issued by the Institute of Chartered Accountants of India. Those Standards and the Guidance Note require that we comply with ethical requirements and plan and perform the audit to obtain reasonable assurance about whether adequate internal financial controls over financial reporting were established and maintained and if such controls operated effectively in all material respects.

Our audit involves performing procedures to obtain audit evidence about the adequacy of the internal financial controls system over financial reporting and their operating effectiveness. Our audit of internal financial controls over financial reporting included obtaining an understanding of internal financial controls over financial reporting, assessing the risk that a material weakness exists, and testing and evaluating the design and operating effectiveness of internal control based on the assessed risk. The procedures selected depend on the auditor's judgement, including the assessment of the risks of material misstatement of the standalone financial statements, whether due to fraud or error.

We believe that the audit evidence we have obtained is sufficient and appropriate to provide a basis for our audit opinion on the Company's internal financial controls system over financial reporting.

Meaning of Internal Financial Controls over Financial Reporting

A company's internal financial control over financial reporting is a process designed to provide reasonable assurance regarding the reliability of financial reporting and the preparation of standalone financial statements for external purposes in accordance with generally accepted accounting principles. A company's internal financial control over financial reporting includes those policies and procedures that (1) pertain to the



maintenance of records that, in reasonable detail, accurately and fairly reflect the transactions and dispositions of the assets of the company; (2) provide reasonable assurance that transactions are recorded as necessary to permit preparation of standalone financial statements in accordance with generally accepted accounting principles, and that receipts and expenditures of the company are being made only in accordance with authorisations of management and directors of the company; and (3) provide reasonable assurance regarding prevention or timely detection of unauthorised acquisition, use, or disposition of the company's assets that could have a material effect on the standalone financial statements.


Inherent Limitations of Internal Financial Controls Over Financial Reporting

Because of the inherent limitations of internal financial controls over financial reporting, including the possibility of collusion or improper management override of controls, material misstatements due to error or fraud may occur and not be detected. Also, projections of any evaluation of the internal financial controls over financial reporting to future periods are subject to the risk that the internal financial control over financial reporting may become inadequate because of changes in conditions, or that the degree of compliance with the policies or procedures may deteriorate.


Opinion

In our opinion, the Company has, in all material respects, an adequate internal financial controls system over financial reporting and such internal financial controls over financial reporting were operating effectively as at March 31, 2022, based on the internal control over financial reporting criteria established by the Company considering the essential components of internal control stated in the Guidance Note on Audit of Internal Financial Controls Over Financial Reporting issued by the Institute of Chartered Accountants of India.

For Dewan P. N. Chopra & Co.
Chartered Accountants
Firm Regn. No. 000472N


Sandeep Dahiya
Partner

Membership No. 50637
UDIN: 22505371AKUWMI5417
Place of Signature: New Delhi
Date: 13th May 2022




INOX GREEN ENERGY SERVICES LIMITED (formerly Known as Inox Wind Infrastructure Services Limited)

CIN: U45207GJ2012PLC070279

Standalone Balance Sheet as at 31 March 2022

(₹ in Lakhs)

Particulars	Notes	As at	
		31 March 2022	31 March 2021
ASSETS			
1 Non-current assets			
(a) Property, plant and equipment	5	84,114.20	76,202.94
(b) Capital work-in-progress	5a	1,175.27	4,784.70
(c) Intangible assets	6	0.97	1.56
(d) Financial assets			
(i) Investments	7		
-In subsidiaries		11,252.31	11,215.29
-In associates		5,104.00	5,104.00
(ii) Other non-current financial assets	9	50,957.97	47,340.47
(e) Deferred tax assets (net)	10	12,550.74	10,075.44
(f) Income tax assets (net)	11	1,630.52	1,207.92
(g) Other non-current assets	12	860.00	1,475.31
Total Non - current assets		1,67,645.98	1,57,407.63
2 Current assets			
(a) Inventories	13	2,137.81	32,719.80
(b) Financial assets			
(i) Trade receivables	14	6,820.31	22,961.40
(ii) Cash and cash equivalents	15	4,375.83	1,908.32
(iii) Bank balances other than (ii) above	16	2,515.85	810.87
(iv) Loans	8	4,062.99	4,205.28
(v) Other current financial assets	9	2,218.96	3,938.77
(c) Other current assets	12	8,943.68	28,185.71
Total Current assets		31,075.43	94,730.15
Total Assets		1,98,721.41	2,52,137.78



INOX GREEN ENERGY SERVICES LIMITED (formerly Known as Inox Wind Infrastructure Services Limited)
CIN: U45207GJ2012PLC070279
Standalone Balance Sheet as at 31 March 2022


(₹ in Lakhs)

Particulars	Notes	As at 31 March 2022	As at 31 March 2021
EQUITY AND LIABILITIES			
EQUITY			
(a) Equity share capital	17	23,501.63	12,861.99
(b) Equity component of compound financial instrument	20a	-	3,290.28
(c) Other equity	18	67,214.59	(5,413.94)
Total equity		90,716.22	10,738.33
LIABILITIES			
1 Non-current liabilities			
(a) Financial liabilities			
Borrowings	20	16,425.96	24,918.56
(ii) Other financial liabilities	21	-	480.23
(b) Other non-current liabilities	23	23,856.42	6,157.63
(c) Provisions	22	219.25	200.87
Total Non-current liabilities		40,501.63	31,757.29
2 Current liabilities			
(a) Financial liabilities			
(i) Borrowings	24	53,013.00	97,454.89
(ii) Trade payables	25		
a) total outstanding dues of micro enterprises and small enterprises		-	66.56
- total outstanding dues of creditors other than micro enterprises and small enterprises		5,916.75	47,540.62
(iii) Other financial liabilities	21	1,587.76	29,341.59
(b) Other current liabilities	23	6,976.98	35,191.24
(c) Provisions	22	9.07	47.26
Total current liabilities		67,503.56	2,09,642.16
Total Equity and Liabilities		1,98,721.41	2,52,137.78

The accompanying notes (1 to 58) are an integral part of the Standalone Financial Statements

As per our report of even date attached
For Dewan PN Chopra & Co.
Chartered Accountants
Firm's Registration No. 000472N

Sandeep Dahiya
Partner
Membership No. 505371



For and on behalf of the Board of Directors

Vineet Valentine Davis
Director
DIN : 06709239


Manoj Dixit
Director
DIN : 06709232

Govind Prakash Rathor
Chief Financial Officer

Pooja Paul
Company Secretary

Place : New Delhi
Date : 13 May 2022

Place : Noida
Date : 13 May 2022



INOX GREEN ENERGY SERVICES LIMITED (formerly Known as Inox Wind Infrastructure Services Limited)
CIN: U45207GJ2012PLC070279
Standalone Statement of Profit and Loss for the year ended 31 March 2022


		(₹ In Lakhs)	
Particulars	Notes	2021-22	2020-21
Revenue			
Revenue from operations	26	17,399.58	17,682.43
Other Income	27	1,017.13	1,486.35
Total Income (I)		18,416.71	19,168.78
Expenses			
O&M and Common infrastructure facility expense	28	4,829.57	5,390.00
Purchases of stock-in-trade	28a	2,219.83	-
Changes in inventories	28b	(776.48)	-
Employee benefits expense	29	2,166.13	1,879.00
Finance costs	30	5,214.91	6,052.70
Depreciation and amortisation expense	31	4,883.63	4,908.26
Other expenses	32	540.47	1,710.37
Total Expenses (II)		19,078.06	19,940.33
Profit/(Loss) before exceptional item and tax from continuing operations (I-II=III)		(661.35)	(771.55)
Profit/(Loss) before tax from continuing operations (III - IV = V)		(661.35)	(771.55)
Tax expense (IV):	34		
Deferred tax		(221.23)	(272.00)
		(221.23)	(272.00)
Profit/(Loss) after tax for the period from continuing operations (III-IV=V)		(440.12)	(499.55)
Discontinued operations (Refer Note 47)			
Profit/(Loss) for the period/year from discontinued operations		(7,531.24)	(10,205.41)
Tax credit from discontinued operations		(2,266.92)	(3,514.01)
Profit/(loss) after tax for the period/year from discontinued operations (VI)		(5,264.32)	(6,691.40)
Profit/(loss) after tax for the period/year (V+VI=VII)		(5,704.44)	(7,190.95)
Other Comprehensive Income from continuing operations (VIII)			
A (i) Items that will not be reclassified to profit or loss			
Remeasurements of the defined benefit plans		44.01	17.00
Tax on above		(15.38)	(6.00)
		28.63	11.00
Other Comprehensive income from discontinued operations (IX)			
A (i) Items that will not be reclassified to profit or loss			
Remeasurements of the defined benefit plans		(7.17)	5.00
Tax on above		2.51	(2.00)
		(4.66)	3.00
Total Comprehensive Income for the year (VII + VIII+IX=X)		(5,680.47)	(7,176.95)
Earnings earnings/(loss) per share (₹) for continuing operations [Face value of	35	(0.22)	(0.42)
Earnings earnings/(loss) per share (₹) for discontinued operations [Face value	35	(2.67)	(5.51)

As per our report of even date attached

For Dewan PN Chopra & Co.
Chartered Accountants
Firm's Registration No. 000472N

Sandeep Dahiya
Partner

Membership No. 50537



For and on behalf of the Board of Directors

Vineet Valentine Davis
Director

DIN : 06709239

Manoj Dixit
Director


DIN : 06709232

Govind Prakash Rathor
Chief Financial Officer

Pooja Paul
Company Secretary

Place : New Delhi
Date : 13 May 2022

Place : Noida
Date : 13 May 2022





INOX GREEN ENERGY SERVICES LIMITED (formerly Known as Inox Wind Infrastructure Services Limited)

CIN: U45207GJ2012PLC070279

Standalone Statement of cash flows for the year ended 31 March 2022

(₹ in Lakhs)

Particulars	2021-2022	2020-2021
Profit/(loss) after tax for the year from continuing operations	(440.12)	(499.55)
Profit/(loss) after the tax for the year from discontinued operations	(5,264.32)	(6,691.40)
Adjustments for:		
Tax expense	(2,488.15)	(3,786.01)
Finance costs	10,029.97	14,495.33
Interest income	(892.44)	(778.91)
Allowance for expected credit losses	3,555.49	1,995.91
Bad debts, remissions and liquidated damages	-	1,364.81
Depreciation and amortisation expense	4,883.63	4,908.25
Loss on conversion of OCD	200.27	-
Net (gains)/loss on derivative portion of compound financial instrument	-	(695.73)
Net (gains)/loss on Mutual Fund	-	(13.90)
Profit on Sale investment in subsidiaries	(81.61)	-
Impairment in value of inter-corporate deposit to subsidiaries	(4,719.36)	-
Operating profit/(loss) before working capital changes	4,783.36	10,298.80
Movements in working capital:		
(Increase)/Decrease in Trade receivables	12,585.60	(436.03)
(Increase)/Decrease in Inventories	30,581.99	21.59
(Increase)/Decrease in Other financial assets	(2,188.16)	(5,611.23)
(Increase)/Decrease in Other assets	19,854.70	(3,179.46)
Increase/(Decrease) in Trade payables	(35,892.43)	6,191.29
Increase/(Decrease) in Other financial liabilities	(3,291.69)	(2,204.96)
Increase/(Decrease) in Other liabilities	(10,515.47)	4,623.43
Increase/(Decrease) in Provisions	17.03	38.28
Cash generated from operations	15,934.93	9,741.71
Income taxes paid	(422.60)	1,445.70
Net cash generated from/(used in) operating activities	15,512.33	11,187.41
Cash flows from investing activities		
Purchase of property, plant and equipment (including changes in capital work-in-progress, capital creditors and capital advance)	(9,348.54)	(7,943.03)
Investment in subsidiaries and associates	159.61	(9,267.19)
Purchase of mutual funds	-	299.33
Interest received	2,706.81	554.03
Inter corporate deposits given	1,652.64	(1,266.91)
Inter corporate deposits received back	1,395.80	94.74
Movement in Bank fixed deposits	(1,870.58)	(56.58)
Net cash (used in) investing activities	(5,304.26)	(17,590.57)
Cash flows from financing activities		
Proceeds from non-current borrowings	24,610.51	20,787.78
Repayment of non-current borrowings	(13,583.33)	(24,656.16)
Proceeds from/(repayment of) short term loans (net)	(5,254.32)	21,673.89
Finance costs	(13,513.42)	(9,761.12)
Net cash generated from financing activities	(7,740.57)	8,044.39
Net increase in cash and cash equivalents	2,467.50	1,640.33
Cash and cash equivalents at the beginning of the year	1,908.32	267.99
Cash and cash equivalents at the end of the year	4,375.82	1,908.32



INOX GREEN ENERGY SERVICES LIMITED (formerly Known as Inox Wind Infrastructure Services Limited)

CIN: U45207GJ2012PLC070279

Standalone Statement of cash flows for the year ended 31 March 2022

(₹ in Lakhs)

Particulars	(₹ in Lakhs)	
	2021-2022	2020-2021

Changes in liabilities arising from financing activities during year ended 31 March 2022

Particulars	Current borrowings		Non Current borrowings	Equity Share Capital
	Opening Balance	78,858.39	47,749.98	12,861.99
Conversion of Debenture into Equity	-	(20,000.00)	2,480.21	
Conversion of ICD into preference share	20,000.00	-	-	
Conversion of ICD into Equity	(39,187.57)	-	4,859.51	
Cash flows	(5,254.32)	11,027.17	-	
Interest expense	3,819.85	4,997.95	-	
Interest paid	(6,839.89)	(7,653.96)	-	
Interest convert ti Equity Share	9,690.90	-	-	
Interest Transfer as per BTA	3,267.46	-	-	
Transfer through BTA	(24,359.40)	(6,500.00)	-	
Issue of share capital other than cash considerat	-	-	3,299.91	
Closing Balance	39,995.91	29,621.14	23,501.62	

Changes in liabilities arising from financing activities during the year ended 31 March 2021

Particulars	Current borrowings		Non Current borrowings	Equity Share Capital
	Opening Balance	79,065.06	59,286.41	11,621.30
Conversion of Debenture into Equity	-	(10,000.00)	1,240.69	
Cash flows	21,673.89	(3,868.38)	-	
Interest expense	5,631.44	3,183.70	-	
Interest paid	(4,777.33)	(3,754.70)	-	
Unwinding cost of compounding financial instrument	-	2,902.95	-	
Closing Balance	1,01,593.06	47,749.98	12,861.99	

Notes:

- 1 The above standalone statement of cash flows has been prepared and presented under the indirect method.
- 2 Components of cash and cash equivalents are as per Note 15
- 3 The accompanying notes (1 to 58) are an integral part of the Standalone Financial Statements

As per our report of even date attached


For Dewan PN Chopra & Co.

Chartered Accountants

Firm's Registration No. 000472N

Sandeep Dahiya
Partner

Membership No. 505371



For and on behalf of the Board of Directors


 Vineet Valentine Davis
 Director
 DIN : 06709239


 Manoj Dixit
 Director
 DIN : 06709232


 Govind Prakash Rathor
 Chief Financial Officer


 Pooja Paul
 Company Secretary
Place : New Delhi
Date : 13 May 2022Place : Noida
Date : 13 May 2022

INOX GREEN ENERGY SERVICES LIMITED (formerly Known as Inox Wind Infrastructure Services Limited)

Statement of changes in equity for the year ended 31 March 2022

A. Equity share capital

Balance as at 31 March 2022				(₹ in Lakhs)
Balance at the beginning of the current reporting period	Changes in Equity Share Capital due to prior period errors	Restated balance at the beginning of the current reporting period	Changes in equity share capital during the current year	Balance at the end of the current reporting period
12,861.99	-	-	10,639.64	23,501.63

Balance as at 31 March 2021				(₹ in Lakhs)
Balance at the beginning of the previous reporting period	Changes in Equity Share Capital due to prior period errors	Restated balance at the beginning of the previous reporting period	Changes in equity share capital during the previous year	Balance at the end of the previous reporting period
11,621.30	-	-	1,240.69	12,861.99

B. Other equity

Particulars	Reserve and Surplus				Total
	Securities premium	Debenture Redemption Reserve	Retained earnings	General Reserve	
Balance as at 1 April 2020	8,289.88	1,800.00	(17,059.19)	-	(6,969.31)
Additions during the year:					
Transfer on account of Redemption of Debenture Security Premium	8,759.31	(1,800.00)		1,800.00	8,759.31
Stamp duty paid on increase of authorised share capital	(26.80)				(26.80)
Profit/(loss) for the year from continuing operations	-	-	(499.55)		(499.55)
Profit/(loss) for the year from discontinued operations	-	-	(6,692.17)		(6,692.17)
Other comprehensive income for the year, net of income tax (*) from continuing operations	-	-	11.60		11.60
Other comprehensive income for the year, net of income tax (*) from discontinued operations	-	-	3.00		3.00
Total comprehensive income for the year	8,732.51	(1,800.00)	(7,177.13)	1,800.00	1,555.38
Transfer from retained earnings					
Balance as at 1 April 2021	17,022.38	-	(24,236.32)	1,800.00	(5,413.94)
Additions during the year:					
Transfer on account of Conversion of OCD Security Premium	75,158.37	-	3,290.28	-	78,448.65
Stamp duty paid on increase of authorised share capital	(139.65)				(139.65)
Profit/(loss) for the year from continuing operations	-	-	(440.12)		(440.12)
Profit/(loss) for the year from discontinued operations	-	-	(5,264.32)		(5,264.32)
Other comprehensive income for the year, net of income tax (*) from continuing operations	-	-	28.63		28.63
Other comprehensive income for the year, net of income tax (*) from discontinued operations	-	-	(4.66)		(4.66)
Total comprehensive income for the year	75,018.72	-	(2,390.19)	-	72,628.53
Transfer from retained earnings					
Balance as at 31 March 2022	92,041.10	-	(26,626.51)	1,800.00	67,214.59

(*) Other comprehensive income for the year classified under retained earnings is in respect of remeasurement of defined benefit plans.

The accompanying notes (1 to 58) are an integral part of the Standalone Financial Statements

As per our report of even date attached

For Dewan PN Chopra & Co.


Chartered Accountants

Firm's Registration No. 000472N

Sandeep Dahlya

Partner

Membership No. 505371



For and on behalf of the Board of Directors

Vineet Valentine Davis

Director

DIN : 06709239

Manoj Dixit

Director

DIN : 06709232

Govind Prakash Rathor


Chief Financial Officer

Pooja Paul

Company Secretary

Place : New Delhi
Date : 13 May 2022

Place : Noida
Date : 13 May 2022



INOX GREEN ENERGY SERVICES LIMITED (formerly Known as Inox Wind Infrastructure Services Limited)

Notes to the standalone financial statements for the period ended 31 March 2022

1. Company information

Inox Green Energy Services Limited ("the Company") is a public limited company incorporated in India. The Company is engaged in the business of Erection, Procurement and Commissioning ("EPC"), Operations and Maintenance ("O&M"), Common Infrastructure Facilities services and Development of wind farm services for WTGs. The Company is a subsidiary of Inox Wind Limited which is a subsidiary of Inox Wind Energy Limited and its ultimate holding company is Inox Leasing and Finance Limited. The area of operations of the Company is within India.

The Company's registered office is located at Survey No. 1837 & 1834 ABS Tower, 2nd Floor, Old Padra Road, Vadodara- 390007, Gujarat.

2. Statement of compliance and basis of preparation and presentation

2.1 Statement of Compliance

These financial statements are the separate financial statements of the Company (also called standalone financial statements) and comply in all material aspects with the Indian Accounting Standards ("Ind AS") notified under section 133 of the Companies Act, 2013 ("the Act") and other relevant provisions of the Act.

2.2 Basis of Measurement

These Financial statements are presented in Indian Rupees (INR), which is also the Company's functional currency. All amounts have been rounded-off to the nearest lakhs, unless otherwise indicated.


These financial statements have been prepared on the historical cost basis except for certain financial instruments that are measured at fair values at the end of each reporting period, as explained in the significant accounting policies.

Historical cost is generally based on the fair value of the consideration given in exchange for goods and services.

Fair value is the price that would be received to sell an asset or paid to transfer a liability in an orderly transaction between market participants at the measurement date, regardless of whether that price is directly observable or estimated using another valuation technique. In estimating the fair value of an asset or a liability, the Company takes into account the characteristics of the asset or liability if market participants would take those characteristics into account when pricing the asset or liability at the measurement date. Fair value for measurement and/or disclosure purposes in these financial statements is determined on such a basis, except for leasing transactions that are within the scope of Ind AS 17, and measurements that have some similarities to fair value but are not fair value, such as net realizable value in Ind AS 2 or value in use in Ind AS 36.

In addition, for financial reporting purposes, fair value measurements are categorized into Level 1, 2, or 3 based on the degree to which the inputs to the fair value measurements are observable and the significance of the inputs to the fair value measurement in its entirety, which are described as follows:

- Level 1 inputs are quoted prices (unadjusted) in active markets for identical assets or liabilities that the entity can access at the measurement date;
- Level 2 inputs are inputs, other than quoted prices included within Level 1, that are observable for the asset or liability, either directly or indirectly; and
- Level 3 inputs are unobservable inputs for the asset or liability.



INOX GREEN ENERGY SERVICES LIMITED (formerly Known as Inox Wind Infrastructure Services Limited)

Notes to the standalone financial statements for the period ended 31 March 2022

2.3 Basis of Preparation and Presentation

Accounting policies have been consistently applied except where a newly issued accounting standard initially adopted or a revision to an existing accounting standard requires a change in the accounting policy hitherto in use.

These financial statements have been prepared on accrual and going concern basis. The accounting policies are applied consistently to all the periods presented in the financial statements.

Any asset or liability is classified as current if it satisfies any of the following conditions:

- the asset/liability is expected to be realized/settled in the Company's normal operating cycle;
- the asset is intended for sale or consumption;
- the asset/liability is held primarily for the purpose of trading;
- the asset/liability is expected to be realized/settled within twelve months after the reporting period;
- the asset is cash or cash equivalent unless it is restricted from being exchanged or used to settle a liability for at least twelve months after the reporting date;
- in the case of a liability, the Company does not have an unconditional right to defer settlement of the liability for at least twelve months after the reporting date.


All other assets and liabilities are classified as non-current.

For the purpose of current/non-current classification of assets and liabilities, the Company has ascertained its normal operating cycle as twelve months.

These Financial Statements were authorized for issue by the Company's Board of Directors on 13 May 2022.

2.4 Particulars of investments in subsidiaries and associates as at 31 March 2022 are as under:

Name of the investee	Principal place of business and country of incorporation	Proportion of the ownership interest and voting rights
a) Subsidiaries		
Flutter Wind Energy Private Limited	India	100%
Flurry Wind Energy Private Limited	India	100%
Tempest Wind Energy Private Limited	India	100%
Vuelta Wind Energy Private Limited	India	100%
Aliento Wind energy Private Limited	India	100%
Vasuprada Renewables Private Limited	India	100%
Suswind Power Private Limited	India	100%
Ripudaman Urja Private Limited	India	100%
Vibhav Energy Private Limited	India	100%
Vigodi Wind Energy Private Limited	India	100%
Haroda Wind Energy Private Limited	India	100%
Khatiyu Wind Energy Private Limited	India	100%
Nani Virani Wind Energy Private Limited	India	100%
Ravapar Wind Energy Private Limited	India	100%
Wind Four Renergy Private Limited (w.e.f. 01 January 2021)	India	100%
b) Associates		
Wind Two Renergy Private Limited	India	100%
Wind Four Renergy Private Limited (w.e.f. 31 December 2020)	India	100%
Wind Five Renergy Limited	India	100%
Wind One Renergy Limited	India	100%



INOX GREEN ENERGY SERVICES LIMITED (formerly Known as Inox Wind Infrastructure Services Limited)

Notes to the standalone financial statements for the period ended 31 March 2022

Wind Three Renergy Limited	India	100%
----------------------------	-------	------

See Note 7 for subsidiaries accounted as 'associates' on cessation of control and vice versa.

3. Significant Accounting Policies

3.1 Business combinations

Acquisitions of businesses are accounted for using the acquisition method. The consideration transferred in a business combination is measured at fair value, which is calculated as the sum of the acquisition-date fair values of the assets transferred by the Company, liabilities incurred by the Company to the former owners of the acquiree and the equity interests issued by the Company in exchange of control of the acquiree. Acquisition-related costs are generally recognised in profit or loss as incurred.

At the acquisition date, the identifiable assets acquired and the liabilities assumed are recognised at their fair value, except that:


- deferred tax assets or liabilities, and assets or liabilities related to employee benefit arrangements are recognised and measured in accordance with Ind AS 12 Income Taxes and Ind AS 19 Employee Benefits respectively;
- assets (or disposal Group) that are classified as held for sale in accordance with Ind AS 105 Non-current Assets Held for Sale and Discontinued Operations are measured in accordance with that Standard.

Goodwill is measured as the excess of the sum of the consideration transferred, the amount of any non-controlling interests in the acquiree, and the fair value of the acquirer's previously held equity interest in the acquiree (if any) over the net of the acquisition-date amounts of the identifiable assets acquired and the liabilities assumed.

In case of a bargain purchase, before recognising a gain in respect thereof, the Company determines whether there exists clear evidence of the underlying reasons for classifying the business combination as a bargain purchase. Thereafter, the Company reassesses whether it has correctly identified all of the assets acquired and all of the liabilities assumed and recognises any additional assets or liabilities that are identified in that reassessment. The Company then reviews the procedures used to measure the amounts that Ind AS requires for the purposes of calculating the bargain purchase. If the gain remains after this reassessment and review, the Company recognises it in other comprehensive income and accumulates the same in equity as capital reserve. This gain is attributed to the acquirer. If there does not exist clear evidence of the underlying reasons for classifying the business combination as a bargain purchase, the Company recognises the gain, after reassessing and reviewing (as described above), directly in equity as capital reserve.

Non-controlling interests that are present ownership interests and entitle their holders to a proportionate share of the entity's net assets in the event of liquidation may be initially measured either at fair value or at the non-controlling interests' proportionate share of the recognised amounts of the acquiree's identifiable net assets. The choice of measurement basis is made on a transaction-by-transaction basis. Other types of non-controlling interests are measured at fair value or, when applicable, on the basis specified in another Ind AS.

When the consideration transferred by the Company in a business combination includes assets or liabilities resulting from a contingent consideration arrangement, the contingent consideration is measured at its acquisition-date fair value and included as part of the consideration transferred in a business combination. Changes in the fair value of the contingent consideration that qualify as measurement period adjustments are adjusted retrospectively, with corresponding adjustments against goodwill or capital reserve, as the case may be. Measurement period adjustments are adjustments that arise from additional information obtained during the 'measurement period' (which cannot exceed one year from the acquisition date) about facts and circumstances that existed at the acquisition date.



INOX GREEN ENERGY SERVICES LIMITED (formerly Known as Inox Wind Infrastructure Services Limited)

Notes to the standalone financial statements for the period ended 31 March 2022

The subsequent accounting for changes in the fair value of the contingent consideration that do not qualify as measurement period adjustments depends on how the contingent consideration is classified. Contingent consideration that is classified as equity is not remeasured at subsequent reporting dates and its subsequent settlement is accounted for within equity. Contingent consideration that is classified as an asset or a liability is remeasured at fair value at subsequent reporting dates with the corresponding gain or loss being recognised in profit or loss.

When a business combination is achieved in stages, the Company's previously held equity interest in the acquiree is remeasured to its acquisition-date fair value and the resulting gain or loss, if any, is recognised in profit or loss. Amounts arising from interests in the acquiree prior to the acquisition date that have previously been recognised in other comprehensive income are reclassified to profit or loss where such treatment would be appropriate if that interest were disposed of.

If the initial accounting for a business combination is incomplete by the end of the reporting period in which the combination occurs, the Company reports provisional amounts for the items for which the accounting is incomplete. Those provisional amounts are adjusted during the measurement period (see above), or additional assets or liabilities are recognised to reflect new information obtained about facts and circumstances that existed at the acquisition date that, if known, would have affected the amounts recognised at that date.

3.2 Goodwill

Goodwill arising on an acquisition of a business is carried at cost as established at the date of acquisition of the business (see Note 3.1 above) less accumulated impairment losses, if any.

For the purposes of impairment testing, goodwill is allocated to each of the Company's cash-generating units (or groups of cash-generating units) that is expected to benefit from the synergies of the combination.


A cash-generating unit to which goodwill has been allocated is tested for impairment annually, or more frequently when there is an indication that the unit may be impaired. If the recoverable amount of the cash-generating unit is less than its carrying amount, the impairment loss is allocated first to reduce the carrying amount of any goodwill allocated to the unit and then to the other assets of the unit pro rata based on the carrying amount of each asset in the unit. Any impairment loss for goodwill is recognised directly in profit or loss. An impairment loss recognised for goodwill is not reversed in subsequent periods.

On disposal of the relevant cash-generating unit, the attributable amount of goodwill is included in the determination of the profit or loss on disposal.

3.3 Revenue recognition

Revenue is recognised upon transfer of control of promised products or services to customers in an amount that reflects the consideration which the Company expects to receive in exchange for those products or services.

- Revenue from time and material and job contracts is recognised on output basis measured by units delivered, efforts expended, number of transactions processed, etc.
- Revenue related to fixed price maintenance and support services contracts where the Company is standing ready to provide services is recognised based on time elapsed mode and revenue is straight lined over the period of performance.
- Revenue from services rendered is recognised in profit or loss in proportion to the stage of completion of transaction at the reporting date and when the costs incurred for the transactions and the costs to complete the transaction can be measured reliably, as under:
- Revenue from EPC is recognised on the basis of stage of completion by reference to surveys of work performed.



INOX GREEN ENERGY SERVICES LIMITED (formerly Known as Inox Wind Infrastructure Services Limited)


Notes to the standalone financial statements for the period ended 31 March 2022

- Revenue from operations and maintenance and common infrastructure facilities contracts is recognised over the period of the contract, on a straight-line basis w.e.f signing of contracts.
- Revenue is measured at the fair value of the consideration received or receivable and is recognised when it is probable that the economic benefits associated with the transaction will flow to the Company and the amount of income can be measured reliably. Revenue is net of returns and is reduced for rebates, trade discounts, refunds and other similar allowances. Revenue is net of goods and service tax.
- Revenue is measured based on the transaction price, which is the consideration, adjusted for volume discounts, service level credits, performance bonuses, price concessions and incentives, if any, as specified in the contract with the customer.
- Revenue also excludes taxes collected from customers. Revenue from subsidiaries is recognised based on transaction price which is at arm's length. Contract assets are recognised when there is excess of revenue earned over billings on contracts.
- Contract assets are classified as unbilled receivables (only act of invoicing is pending) when there is unconditional right to receive cash, and only passage of time is required, as per contractual terms.
- Unearned and deferred revenue ("contract liability") is recognised when there is billings in excess of revenues.
- The billing schedules agreed with customers include periodic performance based payments and / or milestone based progress payments. Invoices are payable within contractually agreed credit period.
- In accordance with Ind AS 37, the Company recognises an onerous contract provision when the unavoidable costs of meeting the obligations under a contract exceed the economic benefits to be received.
- Contracts are subject to modification to account for changes in contract specification and requirements. The Company reviews modification to contract in conjunction with the original contract, basis which the transaction price could be allocated to a new performance obligation, or transaction price of an existing obligation could undergo a change. In the event transaction price is revised for existing obligation, a cumulative adjustment is accounted for.

Use of significant judgments in revenue recognition

- The Company's contracts with customers could include promises to transfer multiple products and services to a customer. The Company assesses the products / services promised in a contract and identifies distinct performance obligations in the contract. Identification of distinct performance obligation involves judgement to determine the deliverables and the ability of the customer to benefit independently from such deliverables.
- The Company uses judgement to determine an appropriate standalone selling price for a performance obligation. The Company allocates the transaction price to each performance obligation on the basis of the relative standalone selling price of each distinct product or service promised in the contract. Where standalone selling price is not observable, the Company uses the expected cost plus margin approach to allocate the transaction price to each distinct performance obligation.
- The Company exercises judgement in determining whether the performance obligation is satisfied at a point in time or over a period of time. The Company considers indicators such as how customer consumes benefits as services are rendered or who controls the asset as it is being created or existence of enforceable right to payment for performance to date and alternate use of such product or service, transfer of significant risks and rewards to the customer, acceptance of delivery by the customer, etc.
- Revenue for fixed-price contract is recognised using percentage-of-completion method. The Company uses judgement to estimate the future cost-to-completion of the contracts which is used to determine the degree of completion of the performance obligation.
- Contract fulfilment costs are generally expensed as incurred except for certain software licence costs which meet the criteria for capitalisation. Such costs are amortised over the contractual period or useful life of licence whichever is less. The assessment of this criteria requires the application of judgement, in particular when considering if costs generate or enhance resources to be used to satisfy future performance obligations and whether costs are expected to be recovered.

Dividend income is recorded when the right to receive payment is established. Interest income is recognised using the effective interest method.



INOX GREEN ENERGY SERVICES LIMITED (formerly Known as Inox Wind Infrastructure Services Limited)

Notes to the standalone financial statements for the period ended 31 March 2022

3.3.1 Other income

Interest income from a financial asset is recognised on time basis, by reference to the principal outstanding at the effective interest rate applicable, which is the rate which exactly discounts estimated future cash receipts through the expected life of the financial asset to that asset's net carrying amount on initial recognition. Insurance claims are recognised to the extent there is a reasonable certainty of the realizability of the claim amount.

3.4 Leases

Ind AS 116 introduces a single lessee accounting model and requires a lessee to recognise assets and liabilities for all leases with a term of more than 12 months, unless the underlying asset is of low value. A lessee is required to recognise a right-of-use asset representing its right to use the underlying leased asset and a lease liability representing its obligation to make lease payments.

3.5 Borrowing costs

Borrowing costs directly attributable to the acquisition, construction or production of qualifying assets, which are assets that necessarily take a substantial period of time to get ready for their intended use or sale, are added to the cost of those assets, until such time as the assets are substantially ready for their intended use or sale.

Interest income earned on the temporary investment of specific borrowings pending their expenditure on qualifying assets is deducted from the borrowing costs eligible for capitalisation.

All other borrowing costs are recognised in profit or loss in the period in which they are incurred.

3.6 Employee benefits

3.6.1 Retirement benefit costs


Recognition and measurement of defined contribution plans:

Payments to defined contribution benefit plan viz. government administered provident funds and pension schemes are recognised as an expense when employees have rendered service entitling them to the contributions.

Recognition and measurement of defined benefit plans:

For defined benefit plan, the cost of providing benefits is determined using the projected unit credit method, with actuarial valuations being carried out at the end of each reporting period. Remeasurement, comprising actuarial gains and losses, the effect of the changes to the asset ceiling (if applicable) and the return on plan assets (excluding net interest), is reflected immediately in the balance sheet with a charge or credit recognised in other comprehensive income in the period in which they occur. Remeasurement recognised in other comprehensive income is reflected immediately in retained earnings and is not reclassified to profit or loss. Past service cost is recognised in profit or loss in the period of a plan amendment. Net interest is calculated by applying the discount rate to the net defined benefit plan at the start of the reporting period, taking account of any change in the net defined benefit plan during the year as a result of contributions and benefit payments. Defined benefit costs are categorised as follows:

- service cost (including current service cost, past service cost, as well as gains and losses on curtailments and settlements);
- net interest expense or income; and
- remeasurement



INOX GREEN ENERGY SERVICES LIMITED (formerly Known as Inox Wind Infrastructure Services Limited)

Notes to the standalone financial statements for the period ended 31 March 2022

The Company presents the first two components of defined benefit costs in profit or loss in the line item 'Employee benefits expense'. Curtailment gains and losses are accounted for as past service costs.

The retirement benefit obligation recognised in the consolidated balance sheet represents the actual deficit or surplus in the Company's defined benefit plans. Any surplus resulting from this calculation is limited to the present value of any economic benefits available in the form of refunds from the plans or reductions in future contributions to the plans.

3.6.2 Short-term and other long-term employee benefits

A liability is recognised for benefits accruing to employees in respect of wages and salaries, annual leave and sick leave, bonus etc. in the period the related service is rendered at the undiscounted amount of the benefits expected to be paid in exchange for that service.

Liabilities recognised in respect of short-term employee benefits are measured at the undiscounted amount of the benefits expected to be paid in exchange for the related service.

Liabilities recognised in respect of other long-term employee benefits are measured at the present value of the estimated future cash outflows expected to be made by the Company in respect of services provided by employees up to the reporting date.

3.7 Taxation

Income tax expense represents the sum of the tax currently payable and deferred tax.


3.7.1 Current tax

The tax currently payable is based on taxable profit for the year. Taxable profit differs from 'profit before tax' as reported in the statement of profit and loss because of items of income or expense that are taxable or deductible in other years, items that are never taxable or deductible and tax incentives. The Company's current tax is calculated using tax rates that have been enacted or substantively enacted by the end of the reporting period.

3.7.2 Deferred tax

Deferred tax is recognised on temporary differences between the carrying amounts of assets and liabilities in the financial statements and the corresponding tax bases used in the computation of taxable profit. Deferred tax liabilities are generally recognised for all taxable temporary differences. Deferred tax assets are generally recognised for all deductible temporary differences to the extent that it is probable that taxable profits will be available against which those deductible temporary differences can be utilised. Such deferred tax assets and liabilities are not recognised if the temporary difference arises from the initial recognition (other than in a business combination) of assets and liabilities in a transaction that affects neither the taxable profit nor the accounting profit. In addition, deferred tax liabilities are not recognised if the temporary difference arises from the initial recognition of goodwill.

Deferred tax liabilities are recognised for taxable temporary differences associated with investments in subsidiaries and associates, except where the Company is able to control the reversal of the temporary difference and it is probable that the temporary difference will not reverse in the foreseeable future. Deferred tax assets arising from deductible temporary differences associated with such investments are only recognised to the extent that it is probable that there will be sufficient taxable profits against which the benefits of the temporary differences can be utilised and they are expected to reverse in the foreseeable future.



INOX GREEN ENERGY SERVICES LIMITED (formerly Known as Inox Wind Infrastructure Services Limited)

Notes to the standalone financial statements for the period ended 31 March 2022

The carrying amount of deferred tax assets is reviewed at the end of each reporting period and reduced to the extent that it is no longer probable that sufficient taxable profits will be available to allow all or part of the asset to be recovered.

Deferred tax liabilities and assets are measured at the tax rates that are expected to apply in the period in which the liability is settled or the asset realised, based on tax rates (and tax laws) that have been enacted or substantively enacted by the end of the reporting period.

The measurement of deferred tax liabilities and assets reflects the tax consequences that would follow from the manner in which the Company expects, at the end of the reporting period, to recover or settle the carrying amount of its assets and liabilities.

3.7.3 Presentation of current and deferred tax :

Current and deferred tax are recognised in profit or loss, except when they relate to items that are recognised in other comprehensive income or directly in equity, in which case, the current and deferred tax are also recognised in other comprehensive income or directly in equity respectively. Where current tax or deferred tax arises from the initial accounting for a business combination, the tax effect is included in the accounting for the business combination.

The Company offsets current tax assets and current tax liabilities, where it has a legally enforceable right to set off the recognized amounts and where it intends either to settle on a net basis, or to realize the asset and settle the liability simultaneously. In case of deferred tax assets and deferred tax liabilities, the same are offset if the Company has a legally enforceable right to set off corresponding current tax assets against current tax liabilities and the deferred tax assets and deferred tax liabilities relate to income taxes levied by the same tax authority on the Company.

3.8 Property, plant and equipment

An item of Property, Plant and Equipment (PPE) that qualifies as an asset is measured on initial recognition at cost. Following initial recognition, property, plant and equipment are carried at cost, as reduced by accumulated depreciation and impairment losses, if any.


The Company identifies and determines cost of each part of an item of property, plant and equipment separately, if the part has a cost which is significant to the total cost of that item of property, plant and equipment and has useful life that is materially different from that of the remaining item.

Cost comprises of purchase price / cost of construction, including non-refundable taxes or levies and any expenses attributable to bring the PPE to its working condition for its intended use. Project pre-operative expenses and expenditure incurred during construction period are capitalized to various eligible PPE. Borrowing costs directly attributable to acquisition or construction of qualifying PPE are capitalised.

Spare parts, stand-by equipment and servicing equipment that meet the definition of property, plant and equipment are capitalized at cost and depreciated over their useful life. Costs in nature of repairs and maintenance are recognized in the Statement of Profit and Loss as and when incurred.

Cost of assets not ready for intended use, as on the Balance Sheet date, is shown as capital work in progress. Advances given towards acquisition of property, plant and equipment in outstanding at each Balance Sheet date are disclosed as Other Non-Current Assets.

Depreciation is recognised so as to write off the cost of PPE (other than freehold land and properties under construction) less their residual values over their useful lives, using the straight-line method. The useful lives



INOX GREEN ENERGY SERVICES LIMITED (formerly Known as Inox Wind Infrastructure Services Limited)

Notes to the standalone financial statements for the period ended 31 March 2022

prescribed in Schedule II to the Companies Act, 2013 are considered as the minimum lives. If the management's estimate of the useful life of property, plant and equipment at the time of acquisition of the asset or of the remaining useful life on a subsequent review is shorter than that envisaged in the aforesaid schedule, depreciation is provided at a higher rate based on the management's estimate of the useful life/remaining useful life. The estimated useful lives, residual values and depreciation method are reviewed at the end of each reporting period, with the effect of any changes in estimate accounted for on a prospective basis.

PPE are depreciated over its estimated useful lives, determined as under:

- Freehold land is not depreciated.
- On other items of PPE, on the basis of useful life as per Part C of Schedule II to the Companies Act, 2013.

The management believes that these estimated useful lives are realistic and reflect fair approximation of the period over which the assets are likely to be used.

An item of property, plant and equipment is derecognised upon disposal or when no future economic benefits are expected to arise from its use or disposal. Any gain or loss arising on the disposal or retirement of an item of property, plant and equipment is determined as the difference between the sales proceeds and the carrying amount of the asset and is recognised in profit or loss.

3.9 Intangible assets

Intangible assets with finite useful lives that are acquired separately are carried at cost less accumulated amortisation and accumulated impairment losses. Amortization is recognised on a straight-line basis over their estimated useful lives. The estimated useful life and amortization method are reviewed at the end of each reporting period, with the effect of any changes in estimate being accounted for on a prospective basis. Intangible assets with indefinite useful lives that are acquired separately are carried at cost less accumulated impairment losses.

Intangible assets acquired in a business combination and recognised separately from goodwill are initially recognised at their fair value at the acquisition date (which is regarded as their cost). Subsequent to initial recognition, intangible assets acquired in a business combination are reported at cost less accumulated amortisation and impairment losses, on the same basis as intangible assets as above.

An intangible asset is derecognised on disposal, or when no future economic benefits are expected from use or disposal. Gains or losses arising from derecognition of an intangible asset, measured as the difference between the net disposal proceeds and the carrying amount of the asset, are recognised in profit or loss when the asset is derecognised.

Estimated useful lives of intangible assets

Estimated useful lives of the intangible assets are as follows:

- Software 6 years

3.10 Impairment of tangible and intangible assets other than goodwill

At the end of each reporting period, the Company reviews the carrying amounts of its tangible and intangible assets (other than goodwill) to determine whether there is any indication that those assets have suffered an impairment loss. If any such indication exists, the recoverable amount of the asset is estimated in order to determine the extent of the impairment loss (if any). When it is not possible to estimate the recoverable amount of an individual asset, the Company estimates the recoverable amount of the cash-generating unit to which the asset belongs. When a reasonable and consistent basis of allocation can be identified, corporate assets are also allocated to individual cash-generating units, or otherwise they are allocated to the smallest group of cash-generating units for which a reasonable and consistent allocation basis can be identified.



INOX GREEN ENERGY SERVICES LIMITED (formerly Known as Inox Wind Infrastructure Services Limited)

Notes to the standalone financial statements for the period ended 31 March 2022

Recoverable amount is the higher of fair value less costs of disposal and value in use. In assessing value in use, the estimated future cash flows are discounted to their present value using a pre-tax discount rate that reflects current market assessments of the time value of money and the risks specific to the asset for which the estimates of future cash flows have not been adjusted. If it is not possible to measure fair value less cost of disposal because there is no basis for making a reliable estimate of the price at which an orderly transaction to sell the asset would take place between market participants at the measurement dates under market conditions, the asset's value in use is used as recoverable amount.

If the recoverable amount of an asset (or cash-generating unit) is estimated to be less than its carrying amount, the carrying amount of the asset (or cash-generating unit) is reduced to its recoverable amount. An impairment loss is recognised immediately in profit or loss.

When an impairment loss subsequently reverses, the carrying amount of the asset (or cash-generating unit) is increased to the revised estimate of its recoverable amount, to the extent that the increased carrying amount does not exceed the carrying amount that would have been determined had no impairment loss been recognised for the asset (or cash-generating unit) in prior years. A reversal of an impairment loss is recognised immediately in profit or loss.

3.11 Inventories

Inventories are valued at lower of the cost and net realisable value. Cost is determined using weighted average cost basis.

Cost of inventories comprises all costs of purchase, duties and taxes (other than those subsequently recoverable from tax authorities) and all other costs incurred in bringing the inventory to their present location and condition.

Cost of work-in-progress includes the cost of materials, conversion costs, an appropriate share of fixed and variable overheads and other costs incurred in bringing the inventories to their present location and condition. Net realisable value represents the estimated selling price in the ordinary course of business less the estimated costs of completion and the estimated costs necessary to make the sale.


3.12 Provisions and contingencies

The Company recognizes provisions when a present obligation (legal or constructive) as a result of a past event exists and it is probable that an outflow of resources embodying economic benefits will be required to settle such obligation and the amount of such obligation can be reliably estimated.

The amount recognised as a provision is the best estimate of the consideration required to settle the present obligation at the end of the reporting period, taking into account the risks and uncertainties surrounding the obligation. If the effect of time value of money is material, provisions are discounted using a current pre-tax rate that reflects, when appropriate, the risks specific to the liability. When discounting is used, the increase in the provision due to the passage of time is recognised as a finance cost.

A disclosure for a contingent liability is made when there is a possible obligation or a present obligation that may, but probably will not require an outflow of resources embodying economic benefits or the amount of such obligation cannot be measured reliably.

When there is a possible obligation or a present obligation in respect of which likelihood of outflow of resources embodying economic benefits is remote, no provision or disclosure is made.



INOX GREEN ENERGY SERVICES LIMITED (formerly Known as Inox Wind Infrastructure Services Limited)

Notes to the standalone financial statements for the period ended 31 March 2022

Contingent liabilities acquired in a business combination are initially measured at fair value at the acquisition date. At the end of subsequent period, such contingent liabilities are measured at the higher of the amounts that would be recognised in accordance with Ind AS 37 Provisions, Contingent Liabilities and Contingent Assets and the amount initially recognised less cumulative amortisation recognised in accordance with Ind AS 18 Revenue, if any.

3.13 Financial instruments

Financial assets and financial liabilities are recognised when the Company member becomes a party to the contractual provisions of the instruments. Financial assets and financial liabilities are initially measured at fair value. Transaction costs that are directly attributable to the acquisition or issue of financial assets and financial liabilities (other than financial assets and financial liabilities at fair value through profit or loss) are added to or deducted from the fair value of the financial assets or financial liabilities, as appropriate, on initial recognition. Transaction costs directly attributable to the acquisition of financial assets or financial liabilities at fair value through profit or loss are recognised immediately in profit or loss.

A) Financial assets

a) Initial recognition and measurement:

Financial assets are recognised when the Company becomes a party to the contractual provisions of the instrument. On initial recognition, a financial asset is recognised at fair value, in case of financial assets which are recognised at fair value through profit and loss (FVTPL), its transaction costs are recognised in the statement of profit and loss. In other cases, the transaction costs are attributed to the acquisition value of the financial asset.

b) Effective interest method:

The effective interest method is a method of calculating the amortised cost of a debt instrument and of allocating interest income over the relevant period. The effective interest rate is the rate that exactly discounts estimated future cash receipts (including all fees and points paid or received that form an integral part of the effective interest rate, transaction costs and other premiums or discounts) through the expected life of the debt instrument, or, where appropriate, a shorter period, to the net carrying amount on initial recognition.

Income is recognised on an effective interest basis for debt instruments other than those financial assets classified as at FVTPL. Interest income is recognised in profit or loss and is included in the "Other income" line item.

c) Subsequent measurement:

For subsequent measurement, the Company classifies a financial asset in accordance with the below criteria:



- i. The Company's business model for managing the financial asset and
- ii. The contractual cash flow characteristics of the financial asset.

Based on the above criteria, the Company classifies its financial assets into the following categories:

i. Financial assets measured at amortized cost:

A financial asset is measured at the amortized cost if both the following conditions are met:

- a) The Company's business model objective for managing the financial asset is to hold financial assets in order to collect contractual cash flows, and
- b) The contractual terms of the financial asset give rise on specified dates to cash flows that are solely payments of principal and interest on the principal amount outstanding.



INOX GREEN ENERGY SERVICES LIMITED (formerly Known as Inox Wind Infrastructure Services Limited)

Notes to the standalone financial statements for the period ended 31 March 2022

This category applies to cash and bank balances, trade receivables, loans, certain investments and other financial assets of the Company. Such financial assets are subsequently measured at amortized cost using the effective interest method.

The amortized cost of a financial asset is also adjusted for loss allowance, if any.

ii. Financial assets measured at FVTOCI:

A financial asset is measured at FVTOCI if both of the following conditions are met:

- a) The Company's business model objective for managing the financial asset is achieved both by collecting contractual cash flows and selling the financial assets, and
- b) The contractual terms of the financial asset give rise on specified dates to cash flows that are solely payments of principal and interest on the principal amount outstanding.

Investments in equity instruments, classified under financial assets, are initially measured at fair value. The Company may, on initial recognition, irrevocably elect to measure the same either at FVTOCI or FVTPL. The Company makes such election on an instrument-by-instrument basis. Fair value changes on an equity instrument are recognised as other income in the Statement of Profit and Loss unless the Company has elected to measure such instrument at FVTOCI.

The Company does not have any financial assets in this category.

iii. Financial assets measured at FVTPL:

A financial asset is measured at FVTPL unless it is measured at amortized cost or at FVTOCI as explained above. This is a residual category applied to all other investments of the Company. Such financial assets are subsequently measured at fair value at each reporting date. Fair value changes are recognized in the Statement of Profit and Loss. Dividend income on the investments in equity instruments are recognised as 'other income' in the Statement of Profit and Loss.


d) Derecognition:

A financial asset (or, where applicable, a part of a financial asset or part of a Company of similar financial assets) is derecognized (i.e. removed from the Company's Balance Sheet) when any of the following occurs:

- i. The contractual rights to cash flows from the financial asset expires;
- ii. The Company transfers its contractual rights to receive cash flows of the financial asset and has substantially transferred all the risks and rewards of ownership of the financial asset;
- iii. The Company retains the contractual rights to receive cash flows but assumes a contractual obligation to pay the cash flows without material delay to one or more recipients under a 'pass-through' arrangement (thereby substantially transferring all the risks and rewards of ownership of the financial asset);
- iv. The Company neither transfers nor retains substantially all risk and rewards of ownership and does not retain control over the financial asset.

In cases where the Company has neither transferred nor retained substantially all of the risks and rewards of the financial asset, but retains control of the financial asset, the Company continues to recognize such financial asset to the extent of its continuing involvement in the financial asset. In that case, the Company also recognizes an associated liability.

The financial asset and the associated liability are measured on a basis that reflects the rights and obligations that the Company has retained.



INOX GREEN ENERGY SERVICES LIMITED (formerly Known as Inox Wind Infrastructure Services Limited)

Notes to the standalone financial statements for the period ended 31 March 2022

On derecognition of a financial asset, the difference between the asset's carrying amount and the sum of the consideration received and receivable and the cumulative gain or loss that had been recognised in other comprehensive income and accumulated in equity is recognised in profit or loss if such gain or loss would have otherwise been recognised in profit or loss on disposal of that financial asset.

e) Impairment of financial assets:

The Company applies expected credit losses (ECL) model for measurement and recognition of loss allowance on the following:

- i. Trade receivables
- ii. Financial assets measured at amortized cost (other than trade receivables)
- iii. Financial assets measured at fair value through other comprehensive income (FVTOCI)

In case of trade receivables, the Company follows a simplified approach wherein an amount equal to lifetime ECL is measured and recognized as loss allowance.

In case of other assets (listed as ii and iii above), the Company determines if there has been a significant increase in credit risk of the financial asset since initial recognition. If the credit risk of such assets has not increased significantly, an amount equal to 12-month ECL is measured and recognized as loss allowance. However, if credit risk has increased significantly, an amount equal to lifetime ECL is measured and recognized as loss allowance.

Subsequently, if the credit quality of the financial asset improves such that there is no longer a significant increase in credit risk since initial recognition, the Company reverts to recognizing impairment loss allowance based on 12-month ECL.

ECL is the difference between all contractual cash flows that are due to the Company in accordance with the contract and all the cash flows that the company expects to receive (i.e., all cash shortfalls), discounted at the original effective interest rate.

12-month ECL are a portion of the lifetime ECL which result from default events that are possible within 12 months from the reporting date. Lifetime ECL are the expected credit losses resulting from all possible default events over the expected life of a financial asset.


ECL are measured in a manner that they reflect unbiased and probability weighted amounts determined by a range of outcomes, taking into account the time value of money and other reasonable information available as a result of past events, current conditions and forecasts of future economic conditions.

As a practical expedient, the Company uses a provision matrix to measure lifetime ECL on its portfolio of trade receivables. The provision matrix is prepared based on historically observed default rates over the expected life of trade receivables and is adjusted for forward-looking estimates. At each reporting date, the historically observed default rates and changes in the forward-looking estimates are updated.

ECL impairment loss allowance (or reversal) recognized during the period is recognized as expense/income in the Statement of Profit and Loss under the head 'Other expenses'/'Other income'

B] Financial liabilities and equity instruments

Debt and equity instruments issued by the Company are classified as either financial liabilities or as equity in accordance with the substance of the contractual arrangements and the definitions of a financial liability and an equity instrument.



INOX GREEN ENERGY SERVICES LIMITED (formerly Known as Inox Wind Infrastructure Services Limited)

Notes to the standalone financial statements for the period ended 31 March 2022

i. Equity instruments:-

An equity instrument is any contract that evidences a residual interest in the assets of an entity after deducting all of its liabilities. Equity instruments issued by the entity are recognised at the proceeds received, net of direct issue costs.

Repurchase of the entity's own equity instruments is recognised and deducted directly in equity. No gain or loss is recognised in profit or loss on the purchase, sale, issue or cancellation of the Company's own equity instruments.

ii. Compound financial instruments:-

Compound financial instruments issued by the Company comprise of convertible debentures denominated in INR that can be converted to equity shares at the option of the holder. The debentures will be converted into equity shares at the fair value on the date of conversion.

The fair value of the liability component of a compound financial instrument is determined using a market interest rate of a similar liability that does not have an equity conversion option. This value is recorded as a liability on an amortised cost basis until extinguished on conversion or redemption of the debentures. The remainder of the proceeds is attributable to equity portion of the instrument net of derivatives if any. The equity component is recognised and included in shareholder's equity (net of deferred tax) and is not subsequently re-measured. The derivative component is recognized at fair value and subsequently carried at fair value through profit or loss.

Interest related to the financial liability is recognized in profit or loss (unless it qualifies for inclusion in the cost of an asset). In case of conversion at maturity, the financial liability is reclassified to equity and no gain or loss is recognized.

iii. Financial Liabilities:-

a) Initial recognition and measurement :

Financial liabilities are recognised when a Company member becomes a party to the contractual provisions of the instrument. Financial liabilities are initially measured at the fair value.


b) Subsequent measurement:

Financial liabilities are subsequently measured at amortised cost using the effective interest rate method. Financial liabilities carried at fair value through profit or loss are measured at fair value with all changes in fair value recognised in the Statement of Profit and Loss.

The Company has not designated any financial liability as at FVTPL other than derivative instrument.

c) Derecognition of financial liabilities:

A financial liability is derecognized when the obligation under the liability is discharged or cancelled or expires. When an existing financial liability is replaced by another from the same lender on substantially different terms, or the terms of an existing liability are substantially modified, such an exchange or modification is treated as the derecognition of the original liability and the recognition of a new liability. The difference between the carrying amount of the financial liability derecognized and the consideration paid is recognized in the Statement of Profit and Loss.



INOX GREEN ENERGY SERVICES LIMITED (formerly Known as Inox Wind Infrastructure Services Limited)

Notes to the standalone financial statements for the period ended 31 March 2022

3.14 Earnings Per Share

Basic earnings per share is computed by dividing the net profit for the period attributable to the equity shareholders of the Company by the weighted average number of equity shares outstanding during the period. The weighted average number of equity shares outstanding during the period and for all periods presented is adjusted for events, such as bonus shares, other than the conversion of potential equity shares that have changed the number of equity shares outstanding, without a corresponding change in resources.

For the purpose of calculating diluted earnings per share, the net profit for the period attributable to equity shareholders and the weighted average number of shares outstanding during the period is adjusted for the effects of all dilutive potential equity shares, except where the results would be anti-dilutive.

3.15 Recent Accounting Pronouncement

On 24th March, 2021, the Ministry of Corporate Affairs ("MCA") through a notification, amended Schedule III of the Companies Act, 2013. The amendments revise Division I, II and III of Schedule III and are applicable from 1st April, 2021.

Balance Sheet:

- i) Lease liabilities should be separately disclosed under the head 'financial liabilities', duly distinguished as current or non-current.
- ii) Certain additional disclosures in the statement of changes in equity such as changes in equity share capital due to prior period errors and restated balances at the beginning of the current reporting period.
- iii) Specified format for disclosure of shareholding of promoters.
- iv) Specified format for ageing schedule of trade receivables, trade payables, capital work-in-progress and intangible asset under development.
- v) If a company has not used funds for the specific purpose for which it was borrowed from banks and financial institutions, then disclosure of details of where it has been used.
- vi) Specific disclosure under 'additional regulatory requirement' such as compliance with approved schemes of arrangements, compliance with number of layers of companies, title deeds of immovable property not held in name of company, loans and advances to promoters, directors, key managerial personnel (KMP) and related parties, details of benami property held etc.

Statement of profit and loss:

- i) Additional disclosures relating to Corporate Social Responsibility (CSR), undisclosed income and crypto or virtual currency specified under the head 'additional information' in the notes forming part of the standalone financial statements.



The amendments are extensive and the Company will evaluate the same to give effect to them as required by law.

4 Critical accounting judgements and use of estimates

In application of Company's accounting policies, which are described in Note 3, the Directors of the Company are required to make judgements, estimations and assumptions about the carrying value of assets and liabilities that are not readily apparent from other sources. The estimates and associated assumptions are based on historical experience and other factors that are considered to be relevant. Actual results may differ from these estimates.

The estimates and underlying assumptions are reviewed on an ongoing basis. Revisions to accounting estimates are recognised in the period in which the estimate is revised if the revision affects only that period, or in the period of revision or future periods if the revision affects both current and future periods.

4.1 Following are the key assumptions concerning the future, and other key sources of estimation uncertainty at the end of the reporting period that may have a significant risk of causing a material adjustment to the carrying amounts of assets and liabilities within the next financial year.



INOX GREEN ENERGY SERVICES LIMITED (formerly Known as Inox Wind Infrastructure Services Limited)

Notes to the standalone financial statements for the period ended 31 March 2022

a) Useful lives of Property, Plant & Equipment (PPE) & intangible assets:

The Company has adopted useful lives of PPE as described in Note 3.8 & 3.9 above. The Company reviews the estimated useful lives of PPE & intangible assets at the end of each reporting period.

b) Fair value measurements and valuation processes

The Company measures financial instruments at fair value in accordance with the accounting policies mentioned above.


For assets and liabilities that are recognized in the financial statements at fair value on a recurring basis, the Company determines whether transfers have occurred between levels in the hierarchy by re-assessing categorization at the end of each reporting period and discloses the same.

When the fair values of financial assets and financial liabilities recorded in the Balance Sheet cannot be measured based on quoted prices in active markets, their fair value is measured using valuation techniques, including the discounted cash flow model, which involve various judgements and assumptions. Where necessary, the Company engages third party qualified valuers to perform the valuation.

Information about the valuation techniques and inputs used in determining the fair values of various assets and liabilities are disclosed in Note 37.

c) Other assumptions and estimation uncertainties, included in respective notes are as under:

- Recognition of deferred tax assets is based on estimates of taxable profits in future years. The Company prepares detailed cash flow and profitability projections, which are reviewed by the board of directors of the Company. The Company's tax jurisdiction is India. Significant judgments are involved in estimating budgeted profits for the purpose of paying advance tax, determining the provision for income taxes, including amount expected to be paid / recovered for uncertain tax positions – see Note 34.
- Measurement of defined benefit obligations and other long-term employee benefits: key actuarial assumptions – see Note 38
- Assessment of the status of various legal cases/claims and other disputes where the Company does not expect any material outflow of resources and hence these are reflected as contingent liabilities. Recognition and measurement of provisions and contingencies: key assumptions about the likelihood and magnitude of an outflow of resources – see Note 42
- Impairment of financial assets – see Note 37



INOX GREEN ENERGY SERVICES LIMITED (formerly Known as Inox Wind Infrastructure Services Limited)
Notes to the standalone financial statements for the year ended 31 March 2022

5 : Property, plant and equipment


(₹ in Lakhs)

Particulars	As at 31 March 2022	As at 31 March 2021
Carrying amount of:		
Freehold Land	1,126.09	1,126.09
Roads	3,602.78	1,502.85
Plant & equipment	79,277.94	73,441.41
Furniture and fixtures	98.18	119.93
Vehicles	0.86	1.20
Office equipments	8.35	11.46
Total	84,114.20	76,202.94

Note: Assets mortgaged/pledged as security for borrowings are as under:

(₹ in Lakhs)

Carrying amounts of:	As at 31 March 2022	As at 31 March 2021
Freehold land	1,126.09	1,126.09
Buildings	3,602.78	1,502.85
Plant and equipment	79,277.94	73,441.41
Furniture and fixtures	98.18	119.93
Vehicles	0.86	1.20
Office equipment	8.35	11.46
Total	84,114.20	76,202.94



INOX GREEN ENERGY SERVICES LIMITED (formerly Known as Inox Wind Infrastructure Services Limited)
Notes to the standalone financial statements for the year ended 31 March 2022



5 : Property, plant and equipment

(₹ in Lakhs)

Particulars	Land - Freehold	Roads	Plant and equipment	Furniture and Fixtures	Vehicles	Office Equipment	Total
Cost or deemed cost:							
Balance as at 1 April 2020	1,126.09	3,563.68	78,341.31	217.23	2.84	143.97	83,395.12
Additions	-	1,365.11	5,682.33	-	-	3.51	7,050.95
Borrowing cost capitalised	-	-	-	-	-	-	-
Disposals	-	-	-	-	-	-	-
Balance as at 1 April 2021	1,126.09	4,928.79	84,023.64	217.23	2.84	147.48	90,446.07
Additions	-	3,399.74	9,393.04	-	-	1.55	12,794.33
Borrowing cost capitalised	-	-	-	-	-	-	-
As at 31 March 2022	1,126.09	8,328.53	93,416.68	217.23	2.84	149.03	1,03,240.40

Accumulated Depreciation:							
Balance as at 1 April 2020	-	2,185.70	7,313.93	73.97	1.30	126.99	9,701.89
Eliminated on disposal of asset	-	-	-	-	-	-	-
Depreciation for the year	-	1,240.24	3,268.30	23.33	0.34	9.03	4,541.24
Balance as at 1 April 2021	-	3,425.94	10,582.23	97.30	1.64	136.02	14,243.13
Depreciation for the year	-	1,299.81	3,556.51	21.75	0.34	4.66	4,883.07
As at 31 March 2022	-	4,725.75	14,138.74	119.05	1.98	140.68	19,126.20

Net carrying amount	Land - Freehold	Roads	Plant and equipment	Furniture and Fixtures	Vehicles	Office Equipment	Total
As at 31 March 2021	1,126.09	1,502.85	73,441.41	119.93	1.20	11.46	76,202.94
As at 31 March 2022	1,126.09	3,602.78	79,277.94	98.18	0.86	8.35	84,114.20




INOX GREEN ENERGY SERVICES LIMITED (formerly Known as Inox Wind Infrastructure Services Limited)
Notes to the standalone financial statements for the year ended 31 March 2022

5a. Capital-Work-in Progress (CWIP)

CWIP	Amount in CWIP for a period of				As at 31 March 2022
	Less than 1 Year	1-2 Years	2-3 Years	More than 3 years	
Projects in progress	197.71	-	13.98	944.40	1,156.09
Projects temporarily suspended				19.18	19.18
Total					1,175.27

CWIP	Amount in CWIP for a period of				Total
	Less than 1 Year	1-2 Years	2-3 Years	More than 3 year	
Projects in progress	3,191.52	529.61		1,044.35	4,765.48
Projects temporarily suspended	-	-	-	19.18	19.18

There is no project under CWIP where completion is overdue. Further there is no project which has exceed in cost compare to its original plan.
 For Capital Commitment, refer note 43



INOX GREEN ENERGY SERVICES LIMITED (formerly Known as Inox Wind Infrastructure Services Limited)
Notes to the standalone financial statements for the year ended 31 March 2022

6 : Intangible assets

(₹ in Lakhs)



Particulars	As at 31 March 2022	As at 31 March 2021
<i>Carrying amounts of:</i>		
Software	0.97	1.56

Details of Intangible Assets

Particulars	Software	Total
Cost or Deemed Cost		
Balance as at 1 April 2020	407.29	407.29
Additions	-	-
Balance as at 1 April 2021	407.29	407.29
Additions	-	-
Balance as at 31 March 2022	407.29	407.29

Accumulated amortisation		
Balance as at 1 April 2020	38.71	38.71
Amortisation expense for the year	367.02	367.02
Balance as at 1 April 2021	405.73	405.73
Amortisation expense for the year	0.59	0.59
Balance as at 31 March 2022	406.32	406.32

Net carrying amount	Software	Total
As at 31 March 2021	1.56	1.56
As at 31 March 2022	0.97	0.97





Particulars	As at 31 March 2022		As at 31 March 2021	
	Nos.	Amount	Nos.	Amount
	7 : Investments			
Non-current				
7(a). Investment in subsidiaries (at cost)				
-Investments in equity instruments (unquoted)				
-in fully paid up equity shares of ₹ 10 each				
Marut Shakti Energy India Limited	-	611070	-	191.01
Sarayu Wind Power (Tallimadugula) Private Limited	-	10000	-	283.19
Satviki Energy Private Limited	-	835000	-	77.00
Vinirrrmaa Energy Generation Private Limited	-	50000	-	916.21
Sarayu Wind Power (Kondapuram) Private Limited	-	10000	-	940.67
RBRK Investments Limited	-	70000	-	268.30
Vasuprada Renewables Private Limited	10000	10000	1.00	1.00
Suswind Power Private Limited	10000	10000	1.00	1.00
Ripudaman Urja Private Limited	10000	10000	1.00	1.00
Vibhav Energy Private Limited	10000	10000	1.00	1.00
Haroda Wind Energy Private Limited	10000	10000	1.00	1.00
Vigodi Wind Energy Private Limited	10000	10000	1.00	1.00
Aliento Wind Energy Private Limited	10000	10000	1.00	1.00
Tempest Wind Energy Private Limited	10000	10000	1.00	1.00
Flurry Wind Energy Private Limited	10000	10000	1.00	1.00
Vuelta Wind Energy Private Limited	10000	10000	1.00	1.00
Flutter Wind Energy Private Limited	10000	10000	1.00	1.00
Nani Virani Wind Energy Private Limited (refer note (iv) below)	21390000	21390000	2,139.00	2,139.00
Ravapar Wind Energy Private Limited	10000	10000	1.00	1.00
Khatiyu Wind Energy Private Limited	10000	10000	1.00	1.00
Sri Pavan Energy Private Limited (refer note (i) below)	0	0	-	-
Resco Global Wind Service Private Limited	0	10000	-	1.00
Wind Four Renergy Private Limited (refer note (i) below)	25914000	25914000	2,591.40	2,591.40
			4,743.40	7,420.78
			-	(2,599.38)
Less: Provision for diminution in value of investment			4,743.40	4,821.40
-Investments in debentures (unquoted) (fully paid up)				
Compulsory Convertible Debenture of Nani Virani Wind Energy Private Limited (refer note (iv) & (v) below)	63900	63,900.00	6,508.91	6,393.89
		6,390	6,508.91	6,393.89
7b. Investment in associates (trade investment)				
Wind Two Renergy Private Limited (refer note (ii), (iii) & (iv) below)	32510000	32510000	3,251.00	3,251.00
Wind Five Renergy Limited (formerly Known as Wind Five Renergy Private Limited) (refer note (iii) & (iv) below)	18510000	18510000	1,851.00	1,851.00
Wind One Renergy Limited (formerly Known as Wind One Renergy Private Limited) (refer note (iii) & (iv) below)	10000	10000	1.00	1.00
Wind Three Renergy Limited (formerly Known as Wind Three Renergy Private Limited) (refer note (iii) & (iv) below)	10000	10000	1.00	1.00
			5,104.00	5,104.00

Notes:

(i) Various binding agreements entered into with party has ceased to exist w.e.f. 01 January 2021 as per term and conditions of the agreement. The Company has gained control over such company in terms of Ind AS 110: Consolidated Financial Statements. Therefore, the Company has accounted for investment in such company as investment in 'subsidiary' from the date of gaining control.

(ii) The Company has neither right to variable returns from its investment with the investee nor the ability to affect those returns through its power over the investee.



INOX GREEN ENERGY SERVICES LIMITED (formerly Known as Inox Wind Infrastructure Services Limited)
Notes to the standalone financial statements for the year ended 31 March 2022


(iii) The Company has entered into various binding agreements (including call & put option agreement and voting rights agreement) with a party to, *inter-alia*, transfer the shares of such companies at a future date and defining rights of the respective parties. In view of the provisions of these binding agreements, it is assessed that the Company has ceased to exercise control over such companies in terms of Ind AS 110: Consolidated Financial Statements. Therefore, the Company has accounted for investment in such companies as investment in 'associate' from the date of cessation of control.

(iv) Shares and debentures have been pledge by the Company as additional security for loan availed by the respective subsidiary/associate company.

(v) Value of investment for ₹ 6,393.89 Lakhs includes value of deemed equity as per Ind AS 109 is ₹ 3232.89 Lakhs

(vi) During the period the company has sold its Investment in Marut shakti Energy India Limited on 29 Oct,2021 at a consideration of ₹ 61.11 lakh, Sarayu Wind Power (Tallimadugula) Private Limited on 29 Oct,2021 at a consideration of ₹ 1 lakh, Satviki Energy Private Limited on 29 Oct,2021 at a consideration of ₹ 83.50 lakh, Vinirraa Energy Generation Private Limited on 29 Oct,2021 at a consideration of ₹ 5 lakh, Sarayu Wind Power (Kondapuram) Private Limited on 29 Oct,2021 at a consideration of ₹ 1 lakh, RBK Investments Limited on 29 Oct,2021 at a consideration of ₹ 7 lakh and Resco Global Wind Service Private Limited on 19 Oct,2021 at a consideration of ₹ 1 Lakh.

Particulars	(₹ in Lakhs)	
	As at 31 March 2022	As at 31 March 2021
Aggregate carrying value of unquoted investments	9,847.40	9,925.40
Aggregate amount of diminution in value of investments	-	2,599.38
Category-wise other investments (as per Ind AS 109 classification)		
Carried at Cost	9,847.40	9,925.40
Carried at FVTPL	<u>9,847.40</u>	<u>9,925.40</u>



INOX GREEN ENERGY SERVICES LIMITED (formerly Known as Inox Wind Infrastructure Services Limited)
Notes to the standalone financial statements for the year ended 31 March 2022

(₹ in Lakhs)

Particulars	As at 31 March 2022	As at 31 March 2021
Current		
8: Loans to related parties (Refer Note 39)		
-Inter-corporate deposits to related parties		
Considered good	4,062.99	4,192.71
Considered doubtful	-	4,719.36
	4,062.99	8,912.07
Less: Provision for doubtful inter-corporate deposit	-	(4,719.36)
-Inter-corporate deposits to other parties	-	12.57
Total	4,062.99	4,205.28

Loans or advances granted to promoters, directors or KMPs:

As at 31 March 2022

Type of Borrower	Amount of loan or advance in the nature of loan outstanding	Percentage to the total Loans and Advances in the nature of loans
Promoter		
Directors		
KMPs		
Related Parties	4,062.99	100%

As at 31 March 2021

Type of Borrower	Amount of loan or advance in the nature of loan outstanding	Percentage to the total Loans and Advances in the nature of loans
Promoter		
Directors		
KMPs		
Related Parties	8,912.07	100%

9 : Other financial assets


Non-current

Security deposits	-	1,191.21
Non-current bank balances (Refer Note 16)	642.69	473.25
Unbilled revenue (Refer note below)	50,315.28	45,214.58
Others		456.43
Total	50,957.97	47,340.47

Current

Unbilled revenue (Refer note below)	1,749.12	3,938.77
Consideration Receivable on Disposal of EPC Division	469.84	
Total	2,218.96	3,938.77

Note: Unbilled revenue is classified as financial asset as right to consideration is unconditional upon passage of time.



INOX GREEN ENERGY SERVICES LIMITED (formerly Known as Inox Wind Infrastructure Services Limited)
Notes to the standalone financial statements for the year ended 31 March 2022

10. Deferred tax balances

Year ended 31 March 2022

Deferred tax (liabilities)/assets in relation to:

(₹ in Lakhs)

Particulars	Opening balance	Recognised in profit or loss	Recognised in other comprehensive income	Recognised directly in equity	Adjusted against current tax liability	Closing balance
Property, plant and equipment	5,098.99	1,706.46	-	-	-	6,805.45
Straight lining of O & M revenue	(15,606.89)	(288.86)	-	-	-	(15,895.75)
Allowance for expected credit losses	1,442.70	1,242.52	-	-	-	2,685.22
Defined benefit obligations	86.70	5.95	(12.87)	-	-	79.78
Business loss	16,386.15	143.87	-	-	-	16,530.02
Equity component of Compound financial instrument	(1,758.25)	1,758.25	-	-	-	-
Other deferred tax assets	-	-	-	-	-	-
Other deferred tax liabilities	2,105.99	(2,080.02)	-	-	-	25.97
	7,755.39	2,488.17	(12.87)	-	-	10,230.69
MAT credit entitlement	2,320.05	-	-	-	-	2,320.05
Total	10,075.44	2,488.17	(12.87)	-	-	12,550.74


Year ended 31 March 2021

Deferred tax (liabilities)/assets in relation to:

(₹ in Lakhs)

Particulars	Opening balance	Recognised in profit or loss	Recognised in other comprehensive income	Recognised directly in equity	Adjusted against current tax liability	Closing balance
Property, plant and equipment	2,203.56	2,895.43	-	-	-	5,098.99
Straight lining of O & M revenue	(14,488.32)	(1,118.57)	-	-	-	(15,606.89)
Allowance for expected credit losses	794.64	648.06	-	-	-	1,442.70
Defined benefit obligations	81.17	13.37	(7.84)	-	-	86.70
Effects of measuring investments at fair value	-	-	-	-	-	-
Other financial assets	-	-	-	-	-	-
Business loss	15,045.94	1,340.21	-	-	-	16,386.15
Equity component of Compound financial instrument	(1,758.25)	-	-	-	-	(1,758.25)
Other deferred tax assets	-	-	-	-	-	-
Other deferred tax liabilities	2,098.39	7.60	-	-	-	2,105.99
	3,977.13	3,786.10	(7.84)	-	-	7,755.39
MAT credit entitlement	2,320.05	-	-	-	-	2,320.05
Total	6,297.18	3,786.10	(7.84)	-	-	10,075.44


The Company has recognised deferred tax assets on its unabsorbed depreciation and business losses carried forward. The Company has executed long term operation & maintenance contracts with the customers. Revenue in respect of such contracts will get recognised in future years as per the accounting policy of the Company. Based on these contracts, the Company has reasonable certainty as on the date of the balance sheet, that there will be sufficient taxable income available to realize such assets in the near future. Accordingly, the Company has created deferred tax assets on its carried forward unabsorbed depreciation and business losses.



INOX GREEN ENERGY SERVICES LIMITED (formerly Known as Inox Wind Infrastructure Services Limited)
Notes to the standalone financial statements for the year ended 31 March 2022

(₹ in Lakhs)

Particulars	As at 31 March 2022	As at 31 March 2021
11: Income tax assets (net)		
Non-current		
Income tax paid (net of provisions)	1,630.52	1,207.92
Total	1,630.52	1,207.92
12 : Other assets		
Non-current		
Capital advances	860.00	862.62
Balances with government authorities - Balances in Service tax , VAT & GST accounts	-	612.69
Total	860.00	1,475.31
Current		
Advance to suppliers	2,509.83	19,691.22
Balances with government authorities - Balances in Service tax , VAT & GST accounts*	4,732.12	7,380.33
Prepayments - others	1,442.48	905.67
Advance for Expenses	74.60	208.49
Other Recoverable	184.65	-
Total	8,943.68	28,185.71
* Includes GST input tax credit blocked by the department amounting ₹ 640 Lakhs and Refer Note 57		
13: Inventories (at lower of cost and net realisable value)		
Construction materials	2,137.81	10,186.67
Project development, erection & commissioning work-in-progress*	-	22,150.73
Common infrastructure facilities work-in-progress*	-	382.40
Total	2,137.81	32,719.80
*Refer Note 51		
14 : Trade receivables (Unsecured)		
Current		
Considered good- Unsecured	7,068.97	27,090.25
Less: Allowance for expected credit losses	(248.66)	(4,128.85)
Total	6,820.31	22,961.40
(For Ageing, refer Note 33(a))		



INOX GREEN ENERGY SERVICES LIMITED (formerly Known as Inox Wind Infrastructure Services Limited)
Notes to the standalone financial statements for the year ended 31 March 2022

(₹ in Lakhs)

Particulars	As at 31 March 2022	As at 31 March 2021
15: Cash and cash equivalents		
Balances with banks		
in Current accounts	4,375.74	1,847.55
in Cash credit accounts	-	57.10
Cash on hand	0.09	3.67
Total	4,375.83	1,908.32
16: Other bank balances		
Fixed deposits with original maturity period of more than 3 months but less than 12 months*	-	93.42
Fixed deposit with original maturity for more than 12 months* Interest accrued	3,158.54	1,195.70
	3,158.54	1,289.12
Less: Amount disclosed under Note 9 - 'Other financial assets-Non current'	642.69	478.25
Total	2,515.85	810.87



Notes:

*Other bank balances include margin money deposits kept as security against bank guarantees as under:

- a) Fixed deposits with original maturity for more than 3 months but less than 12 months

Fixed deposits with original maturity for more than 12 months

93.42
1,195.70



INOX GREEN ENERGY SERVICES LIMITED (formerly Known as Inox Wind Infrastructure Services Limited)
Notes to the standalone financial statements for the year ended 31 March 2022

17: Equity share capital

Particulars	(₹ in Lakhs)	
	As at 31 March 2022	As at 31 March 2021
Authorised capital		
30,00,00,000 (31 March 2021: 15,20,00,000) equity shares of ₹ 10 each*	30,000.00	15,200.00
20,00,00,000 (31 March 2021: nil) Preference shares of ₹ 10 each*	20,000.00	-
Total	<u>50,000.00</u>	<u>15,200.00</u>
Issued, subscribed and paid up		
23,50,16,258 (31 March 2021: 12,86,19,927) equity shares of ₹ 10 each	23,501.63	12,861.99
	<u>23,501.63</u>	<u>12,861.99</u>

(a) Reconciliation of the number of shares outstanding at the beginning and at the end of the year	As at 31 March 2022		As at 31 March 2021	
	No. of Shares	Amount (₹ in lakhs)	No. of Shares	Amount (₹ in lakhs)
Equity share capital				
Shares outstanding at the beginning of the year	12,86,19,927	12,861.99	11,62,12,979	11,621.30
Shares issued during the year	10,63,96,331	10,639.64	1,24,06,948	1,240.69
Shares outstanding at the end of the year	<u>23,50,16,258</u>	<u>23,501.63</u>	<u>12,86,19,927</u>	<u>12,861.99</u>

(b) Rights, preferences and restrictions attached to equity shares

The Company has only one class of equity shares having par value of ₹ 10 per share. Each shareholder is eligible for one vote per share held and entitled to receive dividend as declared from time to time. In the event of liquidation of the Company, the holders of equity shares will be entitled to receive the remaining assets of the Company, in proportion of their shareholding.



(c) Shares held by holding company

	As at 31 March 2022		As at 31 March 2021	
	No. of Shares	Amount (₹ in lakhs)	No. of Shares	Amount (₹ in lakhs)
Inox Wind Limited(*)	22,05,31,701	22,053.17	12,65,72,781	12,657.28

(d) Details of shares held by each shareholder holding more than 5% shares:

	As at 31 March 2022		As at 31 March 2021	
	No. of Shares	% of holding	No. of Shares	% of holding
Inox Wind Limited(*)	22,05,31,701	93.84%	12,65,72,781	98.41%
Total	<u>23,50,16,258</u>	<u>100.00%</u>	<u>12,86,19,927</u>	<u>100.00%</u>

(*) Including shares held through nominee shareholders.



(e) Allotment of Equity Shares by way of Conversion

During the year ended 31 March 2022, the Company has converted its 4th & 5th tranches of debentures amounting to ₹ 10,000.00 Lakhs each into 2,48,01,587 number of shares and unsecured debt amounting to ₹ 39,187.57 into 4,85,95,701 number of shares at a price of ₹ 80.64/ per share.

(f) Allotment of Equity Shares in lieu of other than Cash Consideration

During the year ended 31 March 2022, the company has issued 3,29,99,043 number of shares at a price of ₹80.64/ per share, for a consideration other than cash in lieu of the debt/liability/provisions owed to the allottees on account of receipt of material / services / others / Interest etc. from time to time.


(g) Shareholding of Promoters as under:

Balance as at 31 March 2022

Share held by promoters at the end of the year			% Changes
Promoter Name	No. of Share	%of total Share	during the year
Inox Wind Limited	22,05,31,701	93.84%	-4.57%
Total	22,05,31,701	93.84%	-4.57%

As at 31 March 2021

Share held by promoters at the end of the year			% Changes
Promoter Name	No. of Share	%of total Share	during the year
Inox Wind Limited	12,65,72,781	98.41%	-1.59%
Total	12,65,72,781	98.41%	-1.59%



INOX GREEN ENERGY SERVICES LIMITED (formerly Known as Inox Wind Infrastructure Services Limited)
Notes to the standalone financial statements for the year ended 31 March 2022

18: Other equity

Particulars	(₹ in Lakhs)	
	As at 31 March 2022	As at 31 March 2021
Security Premium	92,041.10	17,022.38
Retained earnings	(26,626.51)	(24,236.32)
General reserve	1,800.00	1,800.00
Total	67,214.59	(5,413.94)


18 (i) General reserve

Balance at beginning of the year	1,800.00	-
Add: Transfer from Debenture Redemption Reserver on redemption of debenture	-	1,800.00
Balance at the end of the year	1,800.00	1,800.00

18 (ii) Retained earnings:

Balance at beginning of year	(24,236.32)	(17,059.19)
Profit/(loss) for the year	(5,704.44)	(7,191.73)
Other comprehensive income for the year, net of income tax	23.97	14.60
Transfer on account of Conversion of OCD	3,290.28	-
Balance at the end of the year	(26,626.51)	(24,236.32)

The amount that can be distributed by the Company as dividends to its equity shareholders is determined based on the financial statements of the Company and also considering the requirements of the Companies Act, 2013 and also subject to levy of dividend distribution tax, if any. Thus, the amounts reported above may not be distributable in entirety.




INOX GREEN ENERGY SERVICES LIMITED (formerly Known as Inox Wind Infrastructure Services Limited)
Notes to the standalone financial statements for the year ended 31 March 2022

(₹ in Lakhs)

Particulars	As at 31 March 2022	As at 31 March 2021
20: Non current borrowings		
Secured loans		
a) Debentures		
Redeemable non convertible debentures	11,950.91	19,392.45
b) Rupee term loans		
From banks	15,351.86	5,836.17
c) Working capital term loans		
From banks	2,318.37	2,417.03
Unsecured loans		
a) Debentures		
Optionally convertible debentures - Liability portion of compound financial instrument	-	20,104.33
Total	29,621.14	47,749.98
Less: Disclosed under Note No. 24 & 21: Other current financial liabilities -		
- Current maturities of non-current borrowings	(13,150.00)	(22,734.67)
- Interest accrued	(45.18)	(96.75)
	(13,195.18)	(22,831.42)
Total	16,425.96	24,918.56


Note: for terms of repayment and securities etc. Refer Note 20a



INOX GREEN ENERGY SERVICES LIMITED (formerly Known as Inox Wind Infrastructure Services Limited)
Notes to the standalone financial statements for the year ended 31 March 2022

20a: Terms of repayment and securities etc.

Particulars	(₹ in Lakhs)	
	As at 31 March 2022	As at 31 March 2021
a) Rupee term loan from ICICI Bank Ltd:-		
Working capital long term loan is secured by second pari passu charge on existing & future movable fixed assets and current assets to ICICI Bank carries interest MCLR+2.5% p.a. Principal repayment pattern of the loan is as under:		
Month	Principal	Principal
Feb-22		-
Mar-22		-
Apr-22	291.67	-
May-22	291.67	-
Jun-22	291.67	-
Jul-22	291.67	-
Aug-22	291.67	-
Sep-22	291.67	-
Oct-22	291.67	-
Nov-22	291.67	-
Dec-22	291.67	-
Jan-23	291.67	-
Feb-23	291.67	-
Mar-23	291.67	-
Apr-23	291.67	-
May-23	291.67	-
Jun-23	291.67	-
Jul-23	291.67	-
Aug-23	291.67	-
Sep-23	291.67	-
Oct-23	291.67	-
Nov-23	291.67	-
Dec-23	291.67	-
Jan-24	291.67	-
Feb-24	291.67	-
Mar-24	291.67	-
Apr-24	291.67	-
May-24	291.67	-
Jun-24	291.67	-
Jul-24	291.67	-
Aug-24	208.33	-
Sep-24	208.33	-
Oct-24	208.33	-
Nov-24	208.33	-
Dec-24	208.33	-
Jan-25	208.33	-
Total	9,416.67	-





INOX GREEN ENERGY SERVICES LIMITED (formerly Known as Inox Wind Infrastructure Services Limited)
Notes to the standalone financial statements for the year ended 31 March 2022

20a: Terms of repayment and securities etc.

b) Working capital long term loan from Yes Bank Ltd:-

Working capital long term loan is secured by second pari passu charge on existing & future movable fixed assets and current assets to Yes Bank carries interest MCLR+1% with a capping @ 9.25% p.a. 100% credit guarantee by National Credit Guarantee Trust Company Limited. Principal repayment pattern of the loan is as under:

Month	Principal	Principal
Feb-22		50.00
Mar-22		50.00
Apr-22	50.00	50.00
May-22	50.00	50.00
Jun-22	50.00	50.00
Jul-22	50.00	50.00
Aug-22	50.00	50.00
Sep-22	50.00	50.00
Oct-22	50.00	50.00
Nov-22	50.00	50.00
Dec-22	50.00	50.00
Jan-23	50.00	50.00
Feb-23	50.00	50.00
Mar-23	50.00	50.00
Apr-23	50.00	50.00
May-23	50.00	50.00
Jun-23	50.00	50.00
Jul-23	50.00	50.00
Aug-23	50.00	50.00
Sep-23	50.00	50.00
Oct-23	50.00	50.00
Nov-23	50.00	50.00
Dec-23	50.00	50.00
Jan-24	50.00	50.00
Feb-24	50.00	50.00
Mar-24	50.00	50.00
Apr-24	50.00	50.00
May-24	50.00	50.00
Jun-24	50.00	50.00
Jul-24	50.00	50.00
Aug-24	50.00	50.00
Sep-24	50.00	50.00
Oct-24	50.00	50.00
Nov-24	50.00	50.00
Dec-24	50.00	50.00
Jan-25	50.00	50.00
Feb-25	50.00	50.00
Mar-25	50.00	50.00
Apr-25	50.00	50.00
May-25	50.00	50.00
Jun-25	50.00	50.00
Jul-25	50.00	50.00
Aug-25	50.00	50.00
Sep-25	50.00	50.00
Oct-25	50.00	50.00
Nov-25	50.00	50.00
Dec-25	50.00	50.00
Jan-26	50.00	50.00
Total	2,300.00	2,400.00



20a: Terms of repayment and securities etc.

c) Rupee term loan from Yes Bank Ltd:-

Rupee term loan taken from Yes Bank Ltd is secured by unconditional and irrevocable corporate guarantee from Gujarat Fluorochemicals Limited and second charge on existing and future movable fixed assets of the Company and carries interest MCLR plus spread 0.15% p.a.. Principal repayment pattern of the loan is as under:

Month	Principal	
	₹ in Lakhs	
	Principal	Principal
Jul-21	-	2,500.00
	-	2,500.00

d) Rupee term loan from Indusind Bank Ltd:-

Rupee term loan is taken from Indusind Bank Ltd is secured by second pari passu charges on the current assets, cash flows and receivables both present & future of the Company and carries interest @ MCLR plus 0.20% p.a. Principal repayment pattern of the loan is as under:

Month	Principal	
	₹ in Lakhs	
	Principal	Principal
Mar-21	-	400.00
Jun-21	-	400.00
Sep-21	-	500.00
Dec-21	-	500.00
Mar-22	-	500.00
Jun-22	500.00	500.00
Sep-22	500.00	500.00
Total	1,000.00	3,300.00

e) Debentures (secured):-

i) 1950 non convertible redeemable debentures of ₹ 10 Lakhs each fully paid up, are issued at par, and carry interest @ 9.50% p.a. payable semi annually. The maturity pattern of the debentures is as under:



Month	Principal	
	₹ in Lakhs	
	Principal	Principal
Sep-21	-	3,500.00
Mar-22	-	4,000.00
Sep-22	4,000.00	4,000.00
Mar-23	4,000.00	4,000.00
Sep-23	4,000.00	4,000.00
	12,000.00	19,500.00

First pari passu charge on all the movable fixed assets and first ranking exclusive charge on the immovable property of the Issuer situated in the districts of Amreli, Surendranagar and Rajkot in Gujarat. NCD's are further secured by an unconditional, irrevocable and continuing corporate guarantee from "Gujarat Fluorochemicals Ltd".

f) Rupee Term loan from HDFC

Term loan is taken from HDFC Bank by first pari passu charges on the plant and machinery of the Company and carries interest MCLR+1 p.a. Restricted to 9.5% Principal repayment pattern of the loan is as under:

Month	Principal	
	₹ in Lakhs	
	Principal	Principal
Apr-23	416.67	-
May-23	416.67	-
Jun-23	416.67	-
Jul-23	416.67	-
Aug-23	416.67	-
Sep-23	416.67	-
Oct-23	416.67	-
Nov-23	416.67	-
Dec-23	416.67	-
Jan-24	416.67	-
Feb-24	416.67	-
Mar-24	416.67	-
Total	5,000.00	-



INOX GREEN ENERGY SERVICES LIMITED (formerly Known as Inox Wind Infrastructure Services Limited)
Notes to the standalone financial statements for the year ended 31 March 2022

20a: Terms of repayment and securities etc.

g) Debentures (unsecured) :-

The debentures of ₹ 1,000 each, fully paid up, are issued to the holding Company, at par, and carry interest @ 4% p.a. The entire amount of debentures is convertible into fully paid up equity shares of ₹ 10 each at the option of the debenture holder, at the end of the term of the respective debentures. The equity shares will be issued at the price as per the valuation report to be obtained at each conversion date. If not converted, the debentures are redeemable at par. The maturity pattern of the debentures is as under:


For Year ended 31 March 2021

Debenture Series	Date of allotment	Maturity Period	Number of Debentures	Amount (₹ in Lakhs)
Series E	17th Nov.2015	7 years	10,00,000	10,000.00
Series D	5th Nov.2015	6 years	10,00,000	10,000.00
Total			20,00,000	20,000

The optionally convertible debentures are presented in the balance sheet as follows:

Particulars	(₹ in Lakhs)	
	As at 31 March 2022	As at 31 March 2021
Face value of debentures issued	-	20,000.00
Less: Equity component of optionally convertible debentures	-	5,031.62
	-	14,968.38
Less: Derivative portion	-	480.23
	-	14,488.15
Add: Effect of unwinding cost, gain/loss on derivative portion and interest paid	-	5,616.18
	-	20,104.33
Equity component of optionally convertible debentures	-	5,031.62

* The equity component of optionally convertible debentures has been presented on the face of the balance sheet net of deferred tax of ₹ 1741.34 Lakhs.



20b : Preference share capital

Particulars	As at	
	31 March 2022	31 March 2021
Authorised capital		
20,00,00,000, 0.01% Non-Convertible, Non-Cumulative, Participating, Redeemable Preference Shares of ₹ 10 each	20,000.00	-
Issued, subscribed and paid up		
20,00,00,000, 0.01% Non-Convertible, Non-Cumulative, Participating, Redeemable Preference Shares of ₹10 each	20,000.00	-
	20,000.00	-

(a) Reconciliation of the number of 0.01% Non-Convertible, Non-Cumulative, Participating, Redeemable Preference Shares outstanding at the beginning and at the end of the year:

Particulars	As at	
	No. of shares	(₹ in Lakhs)
Outstanding at the beginning of the year		
Shares issued during the year	20,00,00,000	20,000.00
Outstanding at the end of the year	20,00,00,000	20,000.00

(b) Rights, preferences and restrictions attached to 0.01% Non-Convertible, Non-Cumulative, Participating, Redeemable Preference Shares:

The Company has only one class of preference shares having par value of ₹ 10 per share. These preference shares are bearing coupon rate @0.01% and are Non-Convertible, Non-Cumulative, Participating, Redeemable Preference Shares (NCRPS), fully paid-up, at par. These preference shares shall be redeemed at any time within a period of 5 years from the date of allotment and subscriber to these NCRPS also has right to demand the redemption at any time within a period of 5 years from the date of allotment. These NCRPS shall rank for dividend in priority to the Equity Shares of the Company and the holders of NCRPS will be entitled to receive a participatory dividend in a financial year in which the Company pays dividend to its equity shareholders (Participatory dividend). Such participatory dividend will be payable at the same rate as the dividend paid on the equity shares. NCRPS shall, in case of winding up, be entitled to rank, as regards repayment of capital and dividend (if declared by the Company), up to the commencement of the winding up, in priority to the equity Shares and shall also be entitled to participation in profits or assets or surplus funds, on the event of winding-up which may remain after the entire capital has been repaid. Holders of NCRPS shall be paid dividend on a non-cumulative basis. NCRPS shall not be convertible into Equity Shares, shall not carry any voting rights, shall be redeemable at par at any time within a period not exceeding 5 (five) years from the date of allotment as per the provisions of the Companies Act, 2013.

(c) Allotment of NCRPS by way of Conversion

During the year ended 31 March 2022, the Company has converted unsecured debt including interest there on amounting to ₹ 20,000.00 Lakh into 20,00,00,000 number of shares at a price of ₹ 10/ per share.

(c) Shares held by holding company

Particulars	As at		As at	
	No. of shares	(₹ in Lakhs)	No. of shares	(₹ in Lakhs)
Inox Wind Limited	20,00,00,000	20,000.00	-	-
	20,00,00,000	20,000.00	-	-

(d) Details of shares held by each shareholder holding more than 5% shares:

Name of Shareholder	As at 31 March 2022		As at 31 March 2021	
	No. of Shares	% of holding	No. of Shares	% of holding
Inox Wind Limited	20,00,00,000	100.00%	-	-


e. Shareholding of Promoters as under:

As at 31 March 2022

Share held by promoters at the end of the year			% Changes during the year
Promoter Name	No. of Share	% of total Share	
Inox Wind Limited	20,00,00,000	100.00%	100.00%
Total	20,00,00,000	100.00%	100.00%

As at 31 March 2021


Share held by promoters at the end of the year			% Changes during the year
Promoter Name	No. of Share	% of total Share	
Inox Wind Limited	-	0.00%	Nil
Total	-	0.00%	



INOX GREEN ENERGY SERVICES LIMITED (formerly Known as Inox Wind Infrastructure Services Limited)
Notes to the standalone financial statements for the year ended 31 March 2022

(₹ in Lakhs)

Particulars	As at 31 March 2022	As at 31 March 2021
21: Other financial liabilities		
<u>Non-current</u>		
Derivative financial liabilities	-	480.23
Total	-	480.23
<u>Current</u>		
Interest accrued (refer note 20)		
- on borrowing	178.84	4,233.80
- on advance from customers	-	2,415.67
Creditors for capital expenditure	425.19	591.45
Consideration payable for business combinations	-	45.00
Employee dues payables	364.86	1,356.64
Other Payables	618.87	20,699.03
Total	1,587.76	29,341.59
22: Provisions		
<u>Non-current</u>		
Provision for employee benefits (Refer Note 38)		
Gratuity	134.44	131.67
Compensated absences	84.81	69.20
Total	219.25	200.87
<u>Current</u>		
Provision for employee benefits (Refer Note 38)		
Gratuity	4.74	16.32
Compensated absences	4.33	30.94
Total	9.07	47.26
23: Other Liabilities		
<u>Non-current</u>		
Income received in advance	23,856.42	6,157.63
Total	23,856.42	6,157.63
<u>Current</u>		
Advances received from customers	2,074.29	31,968.04
Income received in advance	1,963.44	1,418.91
Statutory dues and taxes payable	1,158.10	1,804.29
Other Payables	1,781.15	
Total	6,976.98	35,191.24



INOX GREEN ENERGY SERVICES LIMITED (formerly Known as Inox Wind Infrastructure Services Limited)
Notes to the standalone financial statements for the year ended 31 March 2022

(₹ in Lakhs)

Particulars	As at 31 March 2022	As at 31 March 2021
24: Current borrowings		
Secured borrowings		
From banks		
- Cash Credit (*)	491.39	4,953.79
- Over Draft (**)	-	18,199.48
- Working Capital Demand Loan (***)	10,000.00	-
Rupee term loans		
- Short Term Loan#	1,300.00	2,500.00
Current maturities of non-current borrowings (Refer Note 20)	13,150.00	22,734.67
Unsecured borrowings		
From related parties		
- Preference Shares (refer note no 20b)	20,000.00	-
- Inter-corporate deposits from Subsidiary company (#)	1,008.93	-
- Inter-corporate deposits from holding company (#)	7,195.59	53,205.12
	53,145.91	1,01,593.06
Less: Disclosed under Note No. 21: Other current financial liabilities -		
- Interest accrued	(132.91)	(4,138.17)
	(132.91)	(4,138.17)
Total	53,013.00	97,454.89

Terms of repayment


*Cash credit Rs 491.39 Lakhs (Previous year Rs 4,953.79 Lakhs) taken from ICICI Bank and Yes bank carries interest @ MCLR plus 2.15% (as at 31 March 2021 MCLR Plus 0.35%) against corporate guarantee of Gujarat Fluorochemicals Limited and First Pari Passu charge on Current assets & Second charge on moveable fixed assets of the company.

** Over Draft facility Nil (Previous year Rs. 18,199.48 Lakhs) taken from IDBI bank Limited carries interest @ MCLR plus 15bps pa against Fixed Deposit of Gujarat Fluorochemicals Limited.

*** Working capital demand loan taken during the year amounting to Rs. 10,000 Lakhs carries interest @ MCLR plus 2.50% against corporate guarantee of Gujarat Fluorochemicals Limited.

#Rupee term loans during the year amounting to Rs. 1,300 Lakhs carries interest @ MCLR plus 2.00% (as at 31 March 2021 MCLR Plus 2.00%) against corporate guarantee of Gujarat Fluorochemicals Limited.

#inter-corporate deposit from holding company is unsecured, repayable on demand and carries interest @ 7% to 12%pa



INOX GREEN ENERGY SERVICES LIMITED (formerly Known as Inox Wind Infrastructure Services Limited)
Notes to the standalone financial statements for the year ended 31 March 2022

(₹ in Lakhs)

Particulars	As at 31 March 2022	As at 31 March 2021
25: Trade payables		
- Dues to micro and small enterprises	-	66.56
- Dues to others	5,916.75	47,540.62
Total	5,916.75	47,607.18



(For Ageing, refer Note 33(b))

The Particulars of dues to Micro, Small and Medium Enterprises under Micro, Small and Medium Enterprises Development Act, 2006 (MSMED Act):

(₹ in Lakhs)

Particulars	2021-22	2020-21
Principal amount due to suppliers under MSMED Act at the year end	-	66.56
Interest accrued and due to suppliers under MSMED Act above amount, unpaid at the year end	-	3.65
Payment made to suppliers (other than interest) beyond the appointed date during the year end	-	116.67
interest paid to supplier under section 16 of MSMED Act during the year	-	-
Interest due and payable to suppliers under MSMED Act for payments already made	-	8.16
Interest accrued and not paid to suppliers under MSMED Act up to the year end	-	156.41


Note: The above information has been disclosed in respect of parties which have been identified on the basis of the information available with the Company.



INOX GREEN ENERGY SERVICES LIMITED (formerly Known as Inox Wind Infrastructure Services Limited)
Notes to the standalone financial statements for the year ended 31 March 2022

(₹ in Lakhs)

Particulars	2021-22	2020-21
26: Revenue from Operations		
Sale of services	15,956.23	17,645.79
Other operating revenue	1,443.35	36.64
	<u>17,399.58</u>	<u>17,682.43</u>
27: Other Income		
a) Interest income		
Interest income calculated using the effective interest method:		
On fixed deposits with banks	95.15	86.15
On Inter-corporate deposits	169.58	166.14
On long term investment	127.80	4.20
CBG Interest income	22.19	-
On Income tax refunds	-	150.09
	<u>414.72</u>	<u>406.58</u>
b) Other gains		
Net gains on derivative portion of compound financial instrument	-	695.73
c) Gain on investment carried at FVTPL		
Gain on fair valuation of investment in Mutual Fund	-	13.90
d) Other non operating income		
Insurance claims	-	352.99
Rent Income	0.42	1.20
Profit on sale of Investment	81.61	-
Sundry Liability Written back	-	15.95
Profit on cancellation of O&M Contract	520.38	-
Total	<u>1,017.13</u>	<u>1,486.35</u>



INOX GREEN ENERGY SERVICES LIMITED (formerly Known as Inox Wind Infrastructure Services Limited)
Notes to the standalone financial statements for the year ended 31 March 2022

(₹ in Lakhs)


Particulars	2021-22	2020-21
28: O&M and Common infrastructure facility expenses		
Construction material consumed	672.08	286.65
Equipments & machinery hire charges	38.91	35.98
Subcontractor cost	0.60	-
O&M repairs	1,116.56	1,582.06
Legal & professional fees & expenses	360.86	50.33
Stores and spares consumed	361.90	1,006.34
Rates & taxes and regulatory fees	-	0.29
Rent	122.70	138.49
Labour charges	215.18	64.71
Insurance	347.07	444.26
Security charges	723.47	805.86
Travelling & conveyance	781.72	880.32
Miscellaneous expenses	88.52	94.71
Total	4,829.57	5,390.00
28a: Purchases of stock-in-trade		
Purchases of stock-in-trade	2,219.83	-
28b: Changes in inventories of work in progress		
Purchases of stock-in-trade	(2,996.31)	-
material consumed	2,219.83	-
	(776.48)	-
(Increase)/Decrease in work-in-progress	(776.48)	-
29: Employee benefits expense		
Salaries and wages	1,767.39	1,459.50
Contribution to provident and other funds	78.02	77.53
Gratuity	51.37	59.79
Staff welfare expenses	269.35	282.18
	2,166.13	1,879.00



INOX GREEN ENERGY SERVICES LIMITED (formerly Known as Inox Wind Infrastructure Services Limited)
Notes to the standalone financial statements for the year ended 31 March 2022

(₹ in Lakhs)

Particulars	2021-22	2020-21
30: Finance costs		
a) Interest on financial liabilities carried at amortised cost		
Interest on borrowings	4,357.81	2,535.34
b) Other interest cost		
Interest on delay payment of Taxes	45.34	-
Other Interest	-	1.21
c) Other borrowing costs		
Bank Guarantee Charges	247.38	355.98
Corporate Guarantee Charges	564.38	257.22
d) Unwinding cost of compound financial instrument	-	2,902.95
Total	5,214.91	6,052.70
31: Depreciation and amortisation expense		
Depreciation of property, plant and equipment	4,882.99	4,541.17
Amortisation of intangible assets	0.64	367.09
Total	4,883.63	4,908.26
32: Other Expenses		
Legal and professional fees and expenses	41.85	173.77
Directors' sitting fees	9.80	5.40
Allowance for expected credit losses	146.96	34.65
Liquidated damages	-	1,364.81
Loss on Convesion of OCD	200.28	-
Miscellaneous expenses	141.58	131.74
Total	540.47	1,710.37



INOX GREEN ENERGY SERVICES LIMITED (formerly Known as Inox Wind Infrastructure Services Limited)
Notes to the standalone financial statements for the year ended 31 March 2022

33. Ageing Schedule
(a) Trade Receivable Ageing
As at 31 March 2022

(₹ in Lakhs)

Particulars	Outstanding for following periods from date of transaction					Total
	Less than 6 month	6 months -1 Year	1-2 Years	2-3 Years	More than 3 years	
(i) Undisputed Trade receivable considered good	4,428.88	495.24	651.70	249.79	3.13	5,828.76
(ii) Undisputed Trade receivable -which have significant increase in credit risk	-	-	-	-	-	-
(iii) Undisputed Trade receivable -credit impaired	-	-	-	-	-	-
(iv) Disputed Trade receivable considered good	369.93	365.15	18.18	265.42	221.53	1,740.21
(v) Disputed Trade receivable -which have significant increase in credit risk	-	-	-	-	-	-
(vi) Disputed Trade receivable -credit impaired	-	-	-	-	-	-

As at 31 March 2021



Particulars	Outstanding for following periods from date of transaction					Total
	Less than 6 month	6 months -1 Year	1-2 Years	2-3 Years	More than 3 years	
(i) Undisputed Trade receivable considered good	3,644.49	2,537.28	7,369.40	1,901.81	10,578.93	26,031.91
(ii) Undisputed Trade receivable -which have significant increase in credit risk	-	-	-	-	-	-
(iii) Undisputed Trade receivable -credit impaired	-	-	-	-	-	-
(iv) Disputed Trade receivable considered good	288.74	179.51	351.80	237.97	0.31	1,058.34
(v) Disputed Trade receivable -which have significant increase in credit risk	-	-	-	-	-	-
(vi) Disputed Trade receivable -credit impaired	-	-	-	-	-	-

(b) Trade Payable Ageing
As at 31 March 2022

Particulars	Outstanding for following periods from date of transaction				Total
	Less than 1 Year	1-2 Years	2-3 Years	More than 3 years	
(i) MSME	-	-	-	-	-
(ii) Others	2,698.13	1,829.14	734.80	654.68	5,916.75
(iii) Disputed dues-MSME	-	-	-	-	-
(iv) Disputed dues-Others	-	-	-	-	-

As at 31 March 2021

Particulars	Outstanding for following periods from date of transaction				Total
	Less than 1 Year	1-2 Years	2-3 Years	More than 3 years	
(i) MSME	40.66	11.04	-	14.86	66.56
(ii) Others	20,793.40	12,869.20	3,683.71	8,217.78	45,564.08
(iii) Disputed dues-MSME	-	-	-	-	-
(iv) Disputed dues-Others	245.59	783.37	760.36	187.28	1,976.54



(c) Ratios

Disclosure of Accounting Ratios as required by the Schedule III. % Changes in Ratios between 31 March 2022 and 31 March 2021 are not comparable due to Discontinued Operation (as refer in Note 47)

a) Current Ratio= Current Assets divided by Current Liability

Particulars	2021-22	2020-21
Current Assets	31,075.43	94,730.15
Current Liability	67,503.56	2,09,642.16
Ratio	0.46	0.45
%Change from previous year	1.88%	

b) Debt Equity ratio=Total debt divided by Total equity where total debt refer to sum of current & non current borrowing

Particulars	2021-22	2020-21
Total Debt	69,617.05	1,26,608.37
Total Equity	90,716.22	10,738.33
Ratio	0.77	11.79
%Change from previous year	-93.49%	

c) Debt Service Coverage Ratio (DSCR)=Earning available for debt services divided by total interest and principle repayments

Particulars	2021-22	2020-21
Net operating income	4,553.56	12,211.85
Debt Service		
Principal Repayment	13,150.00	22,734.67
Interest	4,357.81	8,815.14
	17,507.81	31,549.81
Ratio	0.26	0.39
%Change from previous year	-32.81%	

d) Return on Equity Ratio=Net profit after tax divided by Equity

Particulars	2021-22	31 March 2021
Net profit	(440.12)	(7,191.72)
Total Equity	50,727.28	10,738.35
Ratio	-0.87%	-66.97%
%Change from previous year	-98.70%	

e) Inventory turnover ratio=Cost of materials consumed divided by average inventory

Particulars	2021-22	31 March 2021
Cost of material consumed	4,829.57	12,701.52
Average inventory	1,710.07	32,730.60
Ratio	2.82	0.39
%Change from previous year	627.77%	

f) Trade Receivable turnover ratio= Sales divided by average receivables

Particulars	2021-22	31 March 2021
Sales	17,399.58	24,360.24
Average receivables	14,890.86	24,423.75
Ratio	1.17	1.00
%Change from previous year	17.15%	

g) Trade Payable turnover ratio=Purchase divided by average trade payables

Particulars	2021-22	31 March 2021
Purchase	6,272.92	12,679.93
Average trade payable	26,761.97	44,511.54
Ratio	0.23	0.28
%Change from previous year	-17.72%	

h) Net capital turnover ratio= Revenue from operations divided by Net working capital whereas net working capital= current assets-currents liabilities

Particulars	2021-22	31 March 2021
Revenue from operations	17,399.58	24,360.24
Net Working capital	(36,428.13)	(1,14,912.01)
Ratio	-47.76%	-21.20%
%Change from previous year	175.31%	



i) Net profit ratio=Net profit after tax divided by Revenue from operations

Particulars	2021-22	31 March 2021
Net Profit	(440.12)	(7,191.72)
Revenue from operations	17,399.58	24,360.24
Ratio	-2.53%	-29.52%
%Change from previous year	-91.43%	

j) Return on capital employed=Earning before interest and taxes(EBIT)divided by Capital Employed

Particulars	2021-22	31 March 2021
EBIT	4,553.56	3,517.51
Capital employed	1,60,332.30	35,656.91
Ratio	2.84%	9.86%
%Change from previous year	-71.21%	

k) Return on Investment= Net profit divided by Net Worth

Particulars	2021-22	31 March 2021
Net profit	(440.12)	(7,191.72)
Net worth	90,716.22	10,738.35
Ratio	-0.49%	-66.97%
%Change from previous year	-99.28%	



INOX GREEN ENERGY SERVICES LIMITED (formerly Known as Inox Wind Infrastructure Services Limited)
Notes to the standalone financial statements for the year ended 31 March 2022

34. Income tax recognised in Statement of Profit and Loss


(₹ in Lakhs)		
Particulars	2021-22	2020-21
Current tax		
In respect of the current year	-	-
Minimum Alternate Tax (MAT) credit	-	-
	-	-
Deferred tax		
In respect of the current year	(2,488.15)	(3,786.09)
Taxation pertaining to earlier years	-	-
	(2,488.15)	(3,786.09)
Total income tax expense recognised in the current year	(2,488.15)	(3,786.09)

The income tax expense for the year can be reconciled to the accounting profit as follows:

(₹ in Lakhs)		
Particulars	2021-22	2020-21
Profit/(loss) before tax for the year from continuing operations	(661.35)	(771.55)
Profit/(Loss) before the tax for the year from discontinued operations	(7,531.24)	(10,206.27)
Income tax expense calculated at 34.944%	(2,862.82)	(3,836.09)
Effect of expenses that are not deductible in determining taxable profit	374.67	49.99
Income tax expense recognised in statement of profit and loss	(2,488.15)	(3,786.10)

The tax rate used for the year ended 31 March 2022 and for the year ended 31 March 2021, in reconciliations above is the corporate tax rate of 34.944% payable by corporate entities in India on taxable profits under the Indian tax laws.

Provision for tax in the standalone financial statement for the year ended 31 March 2022 and year ended 31 March 2021 are only provisional in the respective years and subject to change at the time of filing of Income Tax Return based on actual addition/deduction as per provisions of Income Tax Act 1961.




INOX GREEN ENERGY SERVICES LIMITED (formerly Known as Inox Wind Infrastructure Services Limited)
Notes to the standalone financial statements for the year ended 31 March 2022

35. Earnings per share

Particulars	2021-22	2020-21
<u>Basic earning/(loss) per share</u>		
Profit/(loss) for the year from the continued operations (₹ in Lakhs)	(440.12)	(499.55)
Profit/(loss) for the year from the dis-continued operations (₹ in Lakhs)	(5,264.32)	(6,691.40)
Weighted average number of equity shares used in calculation of basic and diluted EPS (Nos)	19,71,30,861	12,13,45,716
Nominal value of each share (in ₹)	10.00	10.00
Earnings earnings/(loss) per share (₹) for continuing operations [Face value of Rs.10 per share]	(0.22)	(0.42)
Earnings earnings/(loss) per share (₹) for discontinued operations [Face value of Rs.10 per share]	(2.67)	(5.51)
Diluted Earnings earnings/(loss) per share (₹) for continuing operations [Face value of Rs.10 per share]	(0.22)	(0.42)
Diluted Earnings earnings/(loss) per share (₹) for discontinued operations [Face value of Rs.10 per share]	(2.67)	(5.51)

Note: There is no anti-dilutive effect for the year ended 31 March 2022 and for the year ended 31 March 2021 respectively, hence Diluted earning /(loss) per share is same.



INOX GREEN ENERGY SERVICES LIMITED (formerly Known as Inox Wind Infrastructure Services Limited)
Notes to the standalone financial statements for the year ended 31 March 2022

36. Capital Management

For the purpose of the Company's capital Management, capital includes issued equity share capital, security premium and all other equity reserves attributable to the equity holders of the Company.

The Company's capital Management objectives are:


- to ensure the Company's ability to continue as a going concern
- to provide an adequate return to shareholders by pricing products and services commensurately with the level of risk.

The Company manages its capital structure and makes adjustments in light of changes in economic conditions and the requirements of the financial covenants. To maintain or adjust the capital structure, the Company may adjust the dividend payment to shareholders, return capital to shareholders or issue new shares. The Company monitors capital using a gearing ratio, which is net debt divided by total equity. The Company includes within net debt, interest bearing loans and borrowings; trade and other payables, less cash and cash equivalents, excluding discontinued operations, if any.

The gearing ratio at the end of the reporting period was as follows:

Particulars	(₹ in Lakhs)	
	As at 31 March 2022	As at 31 March 2021
Non-current borrowings	16,425.96	24,918.56
Current maturities of long term debt	13,150.00	22,734.67
Current borrowings	39,863.00	74,720.22
Interest accrued and due on borrowings	178.84	4,233.80
Total debt	69,617.80	1,26,607.25
Less: Cash and bank balances (excluding bank deposits kept as lien)	4,375.83	1,908.32
Net debt	65,241.97	1,24,698.93
Total Equity	90,716.22	10,738.33
Net debt to equity ratio	71.92%	1161.25%

In order to achieve this overall objective, the Company's capital Management, amongst other things, aims to ensure that it meets financial covenants attached to the interest-bearing loans and borrowings that define capital structure requirements. No changes were made in the objectives, policies or processes for managing capital during the year ended 31 March 2022.



37. Financial Instrument

(i) Categories of financial instruments

(₹ in Lakhs)

	As at 31 March 2022	As at 31 March 2021
a) Financial assets		
Measured at amortised cost		
(a) Cash and bank balances	7,534.37	3,197.44
(b) Trade receivables	6,820.31	22,961.40
(c) Loans	4,062.99	4,205.28
(d) Investments	6,508.91	6,393.89
(e) Other financial assets	52,534.24	50,800.99
Sub total	77,460.82	87,559.00
(b) Financial liabilities		
Measured at fair value through profit or loss (FVTPL)		
Other non current derivative financial liabilities	-	480.23
Measured at amortised cost		
(a) Borrowings	69,617.80	1,22,373.45
(b) Trade payables	5,916.75	47,607.18
(c) Other financial liabilities	1,587.76	29,341.59
Sub total	77,122.31	1,99,322.22
Total Financial Liabilities	77,122.31	1,99,802.45


The carrying amount reflected above represents the Company's maximum exposure to credit risk for such financial assets. Investment in subsidiaries and associates are classified as equity investment have been accounted as at historic cost. Since these are scope out of Ind AS 109 for the purpose of measurement, the same have not been disclosed in the above table.

(ii) Financial risk management

The Company's corporate finance function provides services to the business, coordinates access to financial market, monitors and manages the financial risks relating to the operations of the Company through internal risk reports which analyse exposures by degree and magnitude of the risk. These risks include market risk (including currency risk, interest rate risk and other price risk), credit risk and liquidity risk.

(iii) Market Risk

Market risk is the risk that the fair value of future cash flows of a financial instrument will fluctuate because of change in market price. The Company does not have any foreign currency exposure, hence is not subject to foreign currency risks. Further, the Company does not have any investments other than strategic investments in subsidiaries, so the company is not subject to other price risks. Market risk comprise of interest rate risk and other price risk.



37. Financial Instrument

(iii)(a) Interest rate risk management

Interest rate risk refers to the possibility that the fair value or future cash flows of a financial instrument will fluctuate because of changes in market interest rate. The Company is exposed to interest rate risk because it borrows funds at both fixed and floating interest rates. The risk is managed by the Company by maintaining an appropriate mix between fixed and floating rate borrowings.

Interest rate sensitivity analysis

The sensitivity analysis below have been determined based on the exposure to interest rates for floating rate liabilities at the end of the reporting period. For floating rate liabilities, a 50 basis point increase or decrease is used when reporting interest rate risk internally to key management personnel and represents management's assessment of the reasonably possible change in interest rates.

If interest rates had been 50 basis points higher/lower and all other variables were held constant, the Company's profit for the year ended 31 March 2022 would decrease/increase by ₹ 95.77 Lakhs net of tax (for the year ended 31 March 2021 would decrease/increase by ₹ 109.59 Lakhs net of tax). This is mainly attributable to the Company's exposure to interest rates on its variable rate borrowings.

(iii)(b) Other price risks

The Company's non listed equity securities as susceptible to market price risk arising from uncertainties about future values of the investment securities. Management monitors the investment closely to mitigate its impact on profit and cash flows.

(iv) Credit risk management



Credit risk refers to risk that a counterparty will default on its contractual obligations resulting in financial loss to the Company. Credit risk arises primarily from financial assets such as trade receivables, other balances with banks, loans and other receivables.

a) Trade receivables

Credit risk arising from trade receivables is managed in accordance with the Company's established policy, procedures and control relating to customer credit risk management. The Company is providing O&M services and is having long term contracts with such customers. Accordingly, risk of recovery of such amounts is mitigated. Customers who represents more than 5% of the total balance of Trade Receivable for the year ended 31 March, 2022 is ₹ 3,542.77 lakhs (for the year ended 31 March 2021 is Rs. 13,236.81 Lakhs) are due from 6 major customers (Previous year 6 major customers) who are reputed parties. All trade receivables are reviewed and assessed for default at each reporting period.

For trade receivables, as a practical expedient, the Company computes credit loss allowance based on a provision matrix. The provision matrix is prepared based on historically observed default rates over the expected life of trade receivables and is adjusted for forward-looking estimates. The provision matrix at the end of the reporting period is as follows and during the year the Company has changed the provision matrix considering the long term outstanding and credit risk.

Ageing	Expected credit loss (%)	
	2021-2022	2020-2021
0-1 Year	1%	1%
1-2 Year	10%	5%
2-3 Year	15%	10%
3-5 Year	25%	15%
Above 5 Year	100%	100%



INOX GREEN ENERGY SERVICES LIMITED (formerly known as Inox Wind Infrastructure Services Limited)
Notes to the standalone financial statements for the year ended 31 March 2022

37. Financial Instrument

Age of receivables

Particulars	(₹ in Lakhs)	(₹ in Lakhs)
	As at 31 March 2022*	As at 31 March 2021
0-1 Year	5,659.20	6,650.03
1-2 Year	669.88	7,721.20
2-3 Year	515.21	2,139.78
3-5 Year	224.67	8,354.96
Above 5 Year	-	2,224.28
Gross trade receivables	7,068.96	27,090.25

*Expected credit loss (ECL) is not calculated for Balance outstanding with Group Companies.

Movement in the expected credit loss allowance :

Particulars	(₹ in Lakhs)	(₹ in Lakhs)
	2021-2022	2020-2021
Balance at beginning of the year	4,128.85	2,294.94
Movement in expected credit loss allowance - further allowance	146.96	1,995.91
Movement in expected credit loss allowance - on account of transfer of EPC Business	(4,027.15)	-
Movement in expected credit loss allowance - amount written off/ (amount written back)	-	162.00
Balance for the year ended 31 March 2022	248.66	4,128.85

b) Loans and Other Receivables

The Company applies expected credit losses (ECL) model for measurement and recognition of loss allowance on the loans given by the Company to the external parties. ECL is the difference between all contractual cash flows that are due to the Company in accordance with the contract and all the cash flows that the Company expects to receive (i.e., all cash shortfalls), discounted at the original effective interest rate.

The Company determines if there has been a significant increase in credit risk of the financial asset since initial recognition. If the credit risk of such assets has not increased significantly, an amount equal to 12-month ECL is measured and recognized as loss allowance. However, if credit risk has increased significantly, an amount equal to lifetime ECL is measured and recognized as loss allowance.



12-month ECL are a portion of the lifetime ECL which result from default events that are possible within 12 months from the reporting date. Lifetime ECL are the expected credit losses resulting from all possible default events over the expected life of a financial asset.

ECL are measured in a manner that they reflect unbiased and probability weighted amounts determined by a range of outcomes, taking into account the time value of money and other reasonable information available as a result of past events, current conditions and forecasts of future economic conditions.

ECL impairment loss allowance (or reversal) recognized during the period is recognized as income/expense in the Statement of Profit and Loss under the head Other Income/Other expenses respectively.

c) Other financial assets

Credit risk arising from other balances with banks is limited because the counterparties are banks.



37. Financial Instrument

(v) Liquidity Risk Management

Ultimate responsibility for liquidity risk management rests with the committee of board of directors of the Company and its holding company, which has established an appropriate liquidity risk management framework for the management of the Company's short, medium and long-term funding and liquidity management requirements. The Company manages liquidity risk by maintaining adequate reserves, banking facilities and reserve borrowing facilities, by continuously monitoring forecast and actual cash flows, and by matching the maturity profiles of financial assets and liabilities.

(vi) Liquidity risk tables

The following tables detail the Company's remaining contractual maturity for its non-derivative financial liabilities with agreed repayment periods. The tables have been drawn up based on the undiscounted cash flows of financial liabilities based on the earliest date on which the Company can be required to pay. The tables include both interest and principal cash flows. To the extent that interest flows are floating rate, the undiscounted amount is derived from interest rate curves at the end of the reporting period. The contractual maturity is based on the earliest date on which the Company may be required to pay.


a) Non-Derivative Financial Liabilities :

The table below provides details regarding the contractual maturities of financial liabilities including estimated interest payments as at 31 March 2022:

(₹ in Lakhs)				
Particulars	Less than 1 year	1 to 5 year	5 years and above	Total
As at 31 March 2022				
Borrowings	53,191.84	16,425.96	-	69,617.80
Trade payables	5,916.75	-	-	5,916.75
Other financial liabilities	1,587.76	-	-	1,587.76
Derivative financial liabilities	-	-	-	-
Total	60,696.35	16,425.96	-	77,122.31

The table below provides details regarding the contractual maturities of financial liabilities including estimated interest payments as at 31 March 2021:

(₹ in Lakhs)				
Particulars	Less than 1 year	1 to 5 year	5 years and above	Total
As at 31 March 2021				
Borrowings	97,454.89	24,918.56	-	1,22,373.45
Trade payables	47,607.18	-	-	47,607.18
Other financial liabilities	29,341.59	-	-	29,341.59
Derivative financial liabilities	-	480.23	-	480.23
Total	1,74,403.66	25,398.79	-	1,99,802.45



INOX GREEN ENERGY SERVICES LIMITED (formerly Known as Inox Wind Infrastructure Services Limited)
Notes to the standalone financial statements for the year ended 31 March 2022

37. Financial Instrument

(vii) Fair Value of the Company's financial assets and financial liabilities that are measured at fair value on a recurring basis:


(₹ in Lakhs)

Financial assets/ (Financial liabilities)	Fair Value as at		Fair Value Hierarchy	Valuation Technique(s) & key inputs used	Significant unobservable input(s)	Relationship of unobservable inputs to fair value
	31 March 2022	31 March 2021				
(a) Optionally convertible debentures (Refer Note 21)	-	(480.23)	Level 2	Discounted cash flow. Future cash flows are estimated based on forward exchange rates (from observable yield curves at the end of the reporting period) and contract interest rates, discounted at a rate that reflects the credit risk of various counterparties.	NA	NA

During the period, there were no transfers between Level 1 and level 2

(viii) Fair value of financial assets and financial liabilities that are not measured at fair value (but fair value disclosures are required)

The carrying amount of financial assets and financial liabilities measured at amortised cost in the financial statements are a reasonable approximation of their fair values since the Company does not anticipate that the carrying amounts would be significantly different from the values that would eventually be received or settled.



38. Employee benefits:

(a) Defined Contribution Plans

The Company contributes to the Government managed provident and pension fund for all qualifying employees.

Contribution to provident fund of ₹ 80.67 Lakhs (31 March 2021 : ₹ 85.38 Lakhs) is recognized as an expense and included in "Contribution to provident and other funds" in Statement of Profit and Loss.

(b) Defined Benefit Plans:

The Company has defined benefit plan for payment of gratuity to all qualifying employees. It is governed by the Payment of Gratuity Act, 1972. Under this Act, an employee who has completed five years of service is entitled to the specified benefit. The level of benefits provided depends on the employee's length of service and salary at retirement age. The Company's defined benefit plan is unfunded.

There are no other post retirement benefits provided by the Company.

The actuarial valuation of the present value of the defined benefit obligation were carried out as at 31 March 2022 by M/s Charan Gupta Consultants Pvt Ltd, Fellow of the Institute of the Actuaries of India (for 31 March 2021 by M/s Charan Gupta Consultants Pvt Ltd, Fellow of the Institute of the Actuaries of India). The present value of the defined benefit obligation, the related current service cost and past service cost, were measured using the projected unit credit method.



(₹ in Lakhs)

Particulars	Gratuity	
	As At 31 March 2022	As At 31 March 2021
Movement in the present value of the defined benefit obligation are as follows :		
Opening defined benefit obligation	147.99	137.63
Acquisition adjustment In	-	-
Interest cost	9.92	9.17
Current service cost	34.28	35.66
Benefits paid	(16.17)	(12.03)
Actuarial (gain) / loss on obligations	(36.84)	(22.44)
Present value of obligation as at the year end	139.18	147.99

Components of amounts recognised in profit or loss and other comprehensive income are as under:

(₹ in Lakhs)

Gratuity	As At 31 March 2022	As At 31 March 2021
Current service cost	34.28	35.66
Interest cost	9.92	9.17
Acquisition adjustment In	-	-
Amount recognised in profit or loss	44.20	44.83
Actuarial (gain)/loss		
a) arising from changes in financial assumptions	(6.44)	(0.57)
b) arising from experience adjustments	(30.41)	(21.87)
Amount recognised in other comprehensive income	(36.84)	(22.44)
Total	7.36	22.39



38. Employee benefits:

The principal assumptions used for the purposes of the actuarial valuations of gratuity are as follows:

Particulars	As At 31 March 2022	As At 31 March 2021
Discount rate (per annum)	7.13%	6.70%
Expected rate of salary increase	8.00%	8.00%
Employee attrition rate	5.00%	5.00%
Mortality	IALM (2012-14) Ultimate Mortality Table	IALM (2012-14) Ultimate Mortality Table

Estimates of future salary increases considered in actuarial valuation take account of inflation, seniority, promotion and other relevant factors such as supply and demand in the employment market.

These plans typically expose the Company to actuarial risks such as interest rate risk and salary risk.

a) Interest risk: a decrease in the bond interest rate will increase the plan liability.

b) Salary risk: the present value of the defined benefit plan liability is calculated by reference to the future salaries of plan participants. As such, a variation in the expected rate of salary increase of the plan participants will change the plan liability.


Sensitivity analysis

Significant actuarial assumptions for the determination of defined obligation are discount rate and expected salary increase. The sensitivity analysis below have been determined based on reasonably possible changes of the respective assumptions occurring at the end of the reporting period, while holding all other assumptions constant.

Particulars	Gratuity	
	Year ended 31 March 2022	Year ended 31 March 2021
Impact on present value of defined benefit obligation:		
If discount rate is increased by 0.50%	(7.27)	(7.42)
If discount rate is decreased by 0.50%	7.91	8.12
If salary escalation rate is increased by 0.50%	7.05	7.61
If salary escalation rate is decreased by 0.50%	(6.58)	(7.01)

The sensitivity analysis presented above may not be representative of the actual change in the defined benefit obligation as it is unlikely that the change in assumption would occur in isolation of one another as some of the assumptions may be correlated. Furthermore, in presenting the above sensitivity analysis, the present value of the defined benefit obligation has been calculated using the projected unit credit method at the end of the reporting period, which is the same as that applied in calculating the defined benefit obligation liability recognised in the balance sheet.

There was no change in the methods and assumptions used in preparing the sensitivity analysis from prior years.



38. Employee benefits:

Discounted Expected outflow in future years (as provided in actuarial report)

(₹ in Lakhs)

Particulars	Year ended 31 March 2022	Year ended 31 March 2021
	Gratuity	
Expected outflow in 1st Year	4.74	19.77
Expected outflow in 2nd Year	7.59	5.25
Expected outflow in 3rd Year	7.08	5.58
Expected outflow in 4th Year	6.77	5.89
Expected outflow in 5th Year	6.31	5.92
Expected outflow in 6th to 10th Year	106.70	105.59

The average duration of the defined benefit plan obligation for the year ended 31 March 2022 reporting period is 14.96 years (31 March 2021 : 14.01 years).



(c) Other long term employment benefits:

Annual leave & Short term leave

The liability towards compensated absences (annual and short term leave) for the year ended 31 March 2022 based on actuarial valuation carried out by using projected accrued benefit method resulted in decrease in liability by ₹ 6.59 lakhs (31 March 2021: increase in liability by ₹ 5.48 lakhs), which is included in the employee benefits in the Statement of Profit and Loss.

The principal assumptions used for the purposes of the actuarial valuations of compensated absences are as follows:

Particulars	As at 31 March 2022	As at 31 March 2021
	Discount rate	7.13%
Expected rate of salary increase	8.00%	8.00%
Employee attrition rate	5.00%	5.00%
Mortality rate	IALM (2012-14) Ultimate Mortality Table	IALM (2012-14) Ultimate Mortality Table



INOX GREEN ENERGY SERVICES LIMITED (formerly known as Inox Wind Infrastructure Services Limited)

Notes to the standalone financial statements for the year ended 31 March 2022

39. Related Party Disclosures:

(i) Where control exists :



- Inox Wind Limited (IWL) - holding company
- Inox Wind Energy Limited (IWEL) - holding company (w.e.f. 01 July, 2020)*
- GFL Limited (earlier known as Gujarat Fluorochemicals Limited) ("GFL") - holding company (Up to 30 June, 2020)*
- Inox Leasing and Finance Limited - ultimate holding company

Subsidiaries

- 1. Marut Shakti Energy India Limited (Up to 28 October, 2021)**
- 3. Sarayu Wind Power (Tallimadugula) Private Limited (Up to 28 October, 2021)**
- 5. Sarayu Wind Power (Kondapuram) Private Limited (Up to 28 October, 2021)**
- 7. Suswind Power Private Limited
- 9. Ripudaman Urja Private Limited
- 11. Vigodi Wind Energy Private Limited
- 13. Vuelta Wind Energy Private Limited
- 15. Allento Wind Energy Private Limited
- 17. Flurry Wind Energy Private Limited
- 19. Khasiyu Wind Energy Private Limited
- 21. Nani Virani Wind Energy Private Limited
- 23. Wind Four Renergy Private Limited (w.e.f. 01 January 2021)***
- 2. Satviki Energy Private Limited (Up to 28 October, 2021)**
- 4. Vinirmaa Energy Generation Private Limited (Up to 28 October, 2021)**
- 6. RBRK Investments Limited (Up to 28 October, 2021)**
- 8. Vasuprada Renewables Private Limited
- 10. Haroda Wind Energy Private Limited
- 12. Vibhav Energy Private Limited
- 14. Tempest Wind Energy Private Limited
- 16. Flutter Wind Energy Private Limited
- 18. Sri Pavan Energy Private Limited (upto 22 May 2020)
- 20. Ravapar Wind Energy Private Limited
- 22. Resco Global Wind Service Private Limited (Up to 18 October, 2021)**

Associates #

- 1. Wind One Renergy Limited (formerly known as Wind One Renergy Private Limited)
- 3. Wind Three Renergy Limited (formerly known as Wind Three Renergy Private Limited)
- 5. Wind Five Renergy Limited (formerly known as Wind Five Renergy Private Limited)
- 2. Wind Two Renergy Private Limited
- 4. Wind Four Renergy Private Limited (upto 31 December 2020)****



INOX GREEN ENERGY SERVICES LIMITED (formerly Known as Inox Wind Infrastructure Services Limited)

Notes to the standalone financial statements for the year ended 31 March 2022

39. Related Party Disclosures:

ii. Other Related parties with whom there are transactions during the year

Key Management Personnel (KMP)

Mr. Vineet Valentine Davis - Whole-time director (upto 18 May 2020)
Mr. Vineet Valentine Davis - Non executive director (w.e.f. 19 May 2020)
Mr. Manoj Shambhu Dixit - Whole-time director
Mr. Mukesh Manglik - Non executive director (upto 18 May 2020)
Mr. Mukesh Manglik - Whole-time director (w.e.f. 19 May 2020)
Mr. Shanti Prasad Jain - Non executive director
Mr. V.Sankaranarayanan - Non executive director
Mrs. Bindu Saxena- Non executive director (w.e.f 14 December,2021)

Fellow Subsidiaries

- | | |
|--|--|
| 1. Marut Shakti Energy India Limited (w.e.f. 29 October, 2021)** | 2. Satviki Energy Private Limited (w.e.f. 29 October, 2021)** |
| 3. Sarayu Wind Power (Tallimadugula) Private Limited (w.e.f. 29 October, 2021)** | 4. Vinirmaa Energy Generation Private Limited (w.e.f. 29 October, 2021)** |
| 5. Sarayu Wind Power (Kondapuram) Private Limited (w.e.f. 29 October, 2021)** | 6. RBRK Investments Limited (w.e.f. 29 October, 2021)** |
| 7. Resco Global Wind Service Private Limited (w.e.f. 19 October, 2021)** | 8. Gujarat Fluorochemicals Limited ("GFCL")
(earlier known as Inox Fluorochemicals Limited) |

*The Hon'ble National Company Law Tribunal, Ahmedabad Bench ("NCLT") vide its order dated 25 January 2021 has approved a Composite Scheme of Arrangement (the "Scheme") between GFL Limited, Inox Renewables Limited and Inox Wind Energy Limited (wholly-owned subsidiaries of GFL Limited) as detailed below:

a) Part A - Amalgamation of Inox Renewables Limited into GFL Limited w.e.f. 01 April 2020 and


b) Part B - Demerger of the Renewable Energy Business (as more particularly defined in the Scheme) and strategic investment of GFL Limited in Inox Wind Limited and other assets and liabilities pertaining to the said business into Inox Wind Energy Limited, a newly incorporated company for the purpose of vesting of the Renewable Energy Business w.e.f. 01 July 2020.

The aforesaid Scheme become effective from 09 February 2021. Upon the said Scheme becoming effective, Inox Wind Limited has become the subsidiary company of Inox Wind Energy Limited w.e.f. 01 July 2020.

** Refet to note 47

***Various binding agreements entered into with party has ceased to exist w.e.f. 01 January 2021 as per term and conditions of the agreement. The Company has gained control over such company in terms of Ind AS 110: Consolidated Financial Statements. Therefore, the Company has accounted for investment in such company as investment in 'subsidiary' from the date of gaining control.

IGESL has formed above wholly-owned subsidiaries for the purpose of carrying out business of generation and sale of wind energy. IGESL has entered into various binding agreements with a party to, inter-alia, transfer the shares of such companies at a future date and defining rights of the respective parties. In view of the provisions of these binding agreements, it is assessed that IGESL has ceased to exercise control over such companies in terms of Ind AS 110: Consolidated Financial Statements. Therefore, IGESL has accounted for investment in such companies as investment in 'associate' from the date of cessation of control.



iNOX GREEN ENERGY SERVICES LIMITED (formerly Known as Inox Wind Infrastructure Services Limited)

Notes to the standalone financial statements for the year ended 31 March 2022

39. Related Party Disclosures:

(₹ in Lakhs)

Particulars	Holding/Subsidiary companies		Associates		Fellow Subsidiaries		Total	
	2021-2022	2020-2021	2021-2022	2020-2021	2021-2022	2020-2021	2021-2022	2020-2021
A) Transactions during the year								
Sale of goods and services								
Inox Wind Limited	5,320.91	2,365.62	-	-	-	-	5,320.91	2,365.62
GFL Limited	-	18.06	-	-	-	-	-	18.06
Inox Wind Energy Limited	43.18	55.06	-	-	-	-	43.18	55.06
Gujarat Fluorochemicals Limited	-	-	-	-	539.85	514.14	539.85	514.14
Marut Shakti Energy India Limited	308.09	357.21	-	-	125.02	-	433.12	357.21
Wind One Renergy Limited	-	-	6.06	55.61	-	-	6.06	55.61
Wind Two Renergy Private Limited	-	-	6.06	253.79	-	-	6.06	253.79
Wind Five Renergy Limited	-	-	5.88	160.82	-	-	5.88	160.82
Wind Three Renergy Limited	-	-	6.06	33.63	-	-	6.06	33.63
Resco Global Wind Service Private Limited	-	-	-	-	836.32	-	836.32	-
Wind Four Renergy Private Limited	-	1,291.40	-	-	-	-	-	1,291.40
Nani Virani Wind Energy Private Limited	1,140.33	-	-	-	-	-	1,140.33	-
Total	6,812.52	4,087.35	24.06	503.85	1,501.19	514.14	8,337.78	5,105.34
Rent Income								
RBRK Investments Limited	0.07	0.24	-	-	0.02	-	0.09	0.24
Vinirmaa Energy Generation Private Limited	0.07	0.24	-	-	0.02	-	0.09	0.24
Satviki Energy Private Limited	0.06	0.24	-	-	0.02	-	0.08	0.24
Sarayu Wind Power (Kondapuram) Private Limited	0.06	0.24	-	-	0.02	-	0.08	0.24
Sarayu Wind Power (Tallimadugula) Private Limited	0.06	0.24	-	-	0.02	-	0.08	0.24
Total	6.30	1.20	-	-	0.12	-	0.42	1.20
Purchase of goods and services								
Inox Wind Limited	9,408.15	-	-	-	-	-	9,408.15	-
Gujarat Fluorochemicals Limited	-	-	-	-	-	108.16	-	108.16
RBRK Investments Limited	-	1,236.77	-	-	-	-	-	1,236.77
Total	9,408.15	1,236.77	-	-	-	108.16	9,408.15	1,344.93
Rent Expenses paid								
Gujarat Fluorochemicals Limited	-	-	-	-	3.01	-	3.01	-
Total	-	-	-	-	3.01	-	2.01	-
Inter-corporate deposits taken								
Inox Wind Limited	98,789.76	52,228.49	-	-	-	-	98,789.76	52,228.49
Wind Four Renergy Private Limited	1,000.00	-	-	-	-	-	1,000.00	-
Total	99,789.76	52,228.49	-	-	-	-	99,789.76	52,228.49




INOX GREEN ENERGY SERVICES LIMITED (formerly Known as Inox Wind Infrastructure Services Limited)

Notes to the standalone financial statements for the year ended 31 March 2022

39. Related Party Disclosures:

(₹ in Lakhs)

Particulars	Holding/Subsidiary companies		Associates		Fellow Subsidiaries		Total	
	2021-2022	2020-2021	2021-2022	2020-2021	2021-2022	2020-2021	2021-2022	2020-2021
Inter-corporate deposits refunded								
Inox Wind Limited	47,357.31	41,197.84	-	-	-	-	47,357.31	41,197.84
Inox Wind Energy Limited	10,000.00	-	-	-	-	-	10,000.00	-
Wind Four Renergy Private Limited	1.41	-	-	-	-	-	1.41	-
Total	57,358.72	41,197.84	-	-	-	-	57,358.72	41,197.84
Inter Corporate Deposit converted to Equity Share								
Inox Wind Limited	39,187.57	-	-	-	-	-	39,187.57	-
Total	39,187.57	-	-	-	-	-	39,187.57	-
Optionally Convertible Debentures converted to Equity Share								
Inox Wind Limited	20,000.00	10,000.00	-	-	-	-	20,000.00	10,000.00
Total	20,000.00	10,000.00	-	-	-	-	20,000.00	10,000.00
Issue of Non-Convertible, Non-Cumulative, Participating, Redeemable Preference Shares								
Inox Wind Limited	20,000.00	-	-	-	-	-	20,000.00	-
Total	20,000.00	-	-	-	-	-	20,000.00	-
Investments in Compulsory Convertible Debenture								
Nani Virani Wind Energy Private Limited	-	6,390.00	-	-	-	-	-	6,390.00
Total	-	6,390.00	-	-	-	-	-	6,390.00
A) Transactions during the year								
Investment in Equity Share during the year								
Nani Virani Wind Energy Private Limited	-	2,138.00	-	-	-	-	-	2,138.00
Wind Four Renergy Private Limited	-	-	-	740.40	-	-	-	740.40
Total	-	2,138.00	-	740.40	-	-	-	2,878.40
Advance received back								
Inox Wind Energy Limited	-	2,009.03	-	-	-	-	-	2,009.03
Total	-	2,009.03	-	-	-	-	-	2,009.03
Advance received								
Gujarat Fluorochemicals Limited	-	-	-	-	1,100.00	-	1,100.00	-
Total	-	-	-	-	1,100.00	-	1,100.00	-



INOX GREEN ENERGY SERVICES LIMITED (formerly Known as Inox Wind Infrastructure Services Limited)

Notes to the standalone financial statements for the year ended 31 March 2022

39. Related Party Disclosures:

(₹ in Lakhs)

Particulars	Holding/Subsidiary companies		Associates		Fellow Subsidiaries		Total	
	2021-2022	2020-2021	2021-2022	2020-2021	2021-2022	2020-2021	2021-2022	2020-2021
Inter-corporate deposits given								
Marut Shakti Energy India Limited	548.79	54.39	-	-	2.52	-	551.31	54.39
Satviki Energy Private Limited	1.47	0.89	-	-	0.01	-	1.48	0.89
Sarayu Wind Power (Tallimadugula) Private Limited	1.47	2.38	-	-	0.01	-	1.48	2.38
Vinirmaa Energy Generation Private Limited	3.05	2.24	-	-	0.01	-	3.06	2.24
Sarayu Wind Power (Kondapuram) Private Limited	2.62	1.72	-	-	0.01	-	2.63	1.72
RBRK Investments Limited	42.19	834.43	-	-	170.69	-	212.88	834.43
Wind Four Renergy Private Limited	79.43	0.60	-	241.99	-	-	79.43	242.59
Vasuprada Renewables Private Limited	0.78	0.15	-	-	-	-	0.78	0.15
Tempest Wind Energy Private Limited	1.66	5.67	-	-	-	-	1.66	3.67
Aliento Wind Energy Private Limited	1.50	6.23	-	-	-	-	1.50	6.23
Flutter Wind Energy Private Limited	2.25	6.06	-	-	-	-	2.25	6.06
Flurry Wind Energy Private Limited	1.42	6.27	-	-	-	-	1.42	6.27
Vuelta Wind Energy Private Limited	1.61	3.66	-	-	-	-	1.61	3.66
Suswind Energy Private Limited	1.45	6.20	-	-	-	-	1.45	6.20
Ripudaman Energy Private Limited	0.57	0.65	-	-	-	-	0.57	0.65
Vibhav Energy Private Limited	0.71	0.13	-	-	-	-	0.71	0.13
Vigodi Wind Energy Private Limited	1.37	19.02	-	-	-	-	1.37	19.02
Haroda Wind Energy Private Limited	0.83	18.64	-	-	-	-	0.83	18.54
Revapar Wind Energy Private Limited	1.27	19.28	-	-	-	-	1.27	19.28
Khatiyu Wind Energy Private Limited	1.44	19.28	-	-	-	-	1.44	19.28
Nani Virani Wind Energy Private Limited	-	19.48	-	-	-	-	-	19.48
Resco Global Wind Service Private Limited	0.45	0.03	-	-	2,200.39	-	2,200.34	0.03
Total	696.33	1,025.40	-	241.99	2,373.64	-	3,069.97	1,267.39





INOX GREEN ENERGY SERVICES LIMITED (formerly Known as Inox Wind Infrastructure Services Limited)

Notes to the standalone financial statements for the year ended 31 March 2022

39. Related Party Disclosures:

(₹ in Lakhs)

Particulars	Holding/Subsidiary companies		Associates		Fellow Subsidiaries		Total	
	2021-2022	2020-2021	2021-2022	2020-2021	2021-2022	2020-2021	2021-2022	2020-2021
A) Transactions during the year								
Inter-corporate deposits received back								
Marut Shakti Energy India Limited	-	50.60	-	-	1.27	-	1.27	50.60
RBRK Investments Limited	571.55	15.50	-	-	-	-	571.55	15.50
Wind One Renergy Limited	-	-	0.04	-	-	-	0.04	-
Wind Three Renergy Limited	-	-	20.83	-	-	-	20.83	-
Wind Five Renergy Limited	-	-	0.26	-	-	-	0.26	-
Vigodi Wind Energy Private Limited	-	2.21	-	-	-	-	-	2.21
Haroda Wind Energy Private Limited	-	2.21	-	-	-	-	-	2.21
Nani Virani Wind Energy Private Limited	-	19.78	-	-	-	-	-	19.78
Khatiyu Wind Energy Private Limited	-	2.21	-	-	-	-	-	2.21
Ravapar Wind Energy Private Limited	-	2.21	-	-	-	-	-	2.21
Resco Global Wind Service Private Limited	-	-	-	-	4.98	-	4.98	-
Total	571.55	94.72	21.13	-	6.25	-	598.93	94.72
Interest paid								
Inox Wind Limited								
-On inter-corporate deposit	1,535.00	3,225.85	-	-	-	-	1,535.00	3,225.85
-On debentures	473.42	1,036.71	-	-	-	-	473.42	1,036.71
-On preference shares	0.74	-	-	-	-	-	0.74	-
Wind Four Renergy Private Limited	11.49	-	-	-	-	-	11.49	-
Gujarat Fluorochemicals Limited	-	-	-	-	-	-	-	-
-On inter-corporate deposit	-	-	-	-	-	-	-	-
-On Capital advance	-	-	-	-	946.43	1,674.90	946.43	1,674.90
GFL Limited	-	-	-	-	-	-	-	-
-On inter-corporate deposit	-	174.52	-	-	-	-	-	174.52
-On inter-corporate deposit	392.94	525.48	-	-	-	-	392.94	525.48
Total	2,413.59	4,962.56	-	-	946.43	1,674.90	3,360.02	6,637.46
Guarantee Charges Received								
Resco Global Wind Service Private Limited	-	-	-	-	22.19	-	22.19	-
Guarantee Charges paid								
Inox Wind Energy Limited	40.80	-	-	-	-	-	40.80	-
Gujarat Fluorochemicals Limited	-	-	-	-	693.52	455.53	693.52	455.53
GFL Limited	-	-	-	-	-	101.11	-	101.11
Total	40.80	-	-	-	693.52	556.64	734.32	556.64



INOX GREEN ENERGY SERVICES LIMITED (formerly known as Inox Wind Infrastructure Services Limited)


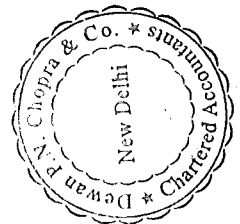
Notes to the standalone financial statements for the year ended 31 March 2022

39. Related Party Disclosures:

(₹ in Lakhs)

Particulars	Holding/Subsidiary companies		Associates		Fellow Subsidiaries		Total	
	2021-2022	2020-2021	2021-2022	2020-2021	2021-2022	2020-2021	2021-2022	2020-2021
A) Transactions during the year								
Interest received On ICD								
Marur Shakti Energy India Limited	140.03	227.72	-	-	51.58	-	191.61	227.72
Sarayu Wind Power (Tallimadugula) Private Limited	0.19	0.14	-	-	0.08	-	0.27	0.14
Sarayu Wind Power (Kondapuram) Private Limited	8.37	14.25	-	-	2.57	-	10.94	14.25
Satviki Energy Private Limited	0.08	0.01	-	-	0.05	-	0.13	0.01
Vinirmaa Energy Generation Private Limited	12.27	20.94	-	-	3.76	-	16.03	20.94
RBRK Investments Limited	182.86	242.54	-	-	50.83	-	234.69	242.54
Wind One Renergy Limited	-	-	0.03	0.05	-	-	0.03	0.05
Wind Three Renergy Limited	-	-	8.26	8.71	-	-	8.26	8.71
Wind Four Renergy Private Limited	22.86	7.20	-	8.35	-	-	22.86	15.55
Wind Five Renergy Limited	-	-	78.02	78.03	-	-	78.02	78.03
Vasuprada Renewables Private Limited	0.10	0.05	-	-	-	-	0.10	0.05
Vigodi Wind Energy Private Limited	2.14	1.69	-	-	-	-	2.14	1.69
Haroda Wind Energy Private Limited	2.05	1.68	-	-	-	-	2.05	1.68
Vibhav Energy Private Limited	0.09	0.03	-	-	-	-	0.09	0.03
Ripudaman Urja Private Limited	0.12	0.03	-	-	-	-	0.12	0.03
Vuelta Wind Energy Private Limited	11.92	11.49	-	-	-	-	11.92	11.49
Tempest Wind Energy Private Limited	11.94	11.51	-	-	-	-	11.94	11.51
Allento Wind Energy Private Limited	12.27	11.74	-	-	-	-	12.27	11.74
Suswind Power Private Limited	12.55	12.07	-	-	-	-	12.55	12.07
Flutter Wind Energy Private Limited	12.53	12.01	-	-	-	-	12.53	12.01
Flurry Wind Energy Private Limited	12.25	11.77	-	-	-	-	12.25	11.77
Ravepar Wind Energy Private Limited	2.16	1.71	-	-	-	-	2.16	1.71
Nani Virani Wind Energy Private Limited	-	1.61	-	-	-	-	-	1.61
Khatiyu Wind Energy Private Limited	2.19	1.71	-	-	-	-	2.19	1.71
Resco Global Wind Service Private Limited	0.17	0.30	-	-	0.93	-	1.10	0.30
Total	450.18	592.10	86.31	95.14	109.81	-	646.30	687.24
Interest received On CCD								
Nani Virani Wind Energy Private Limited	127.80	4.20	-	-	-	-	127.80	4.20
Total	127.80	4.20	-	-	-	-	127.80	4.20

(*) Amount is less than Rs. 0.01 Lakhs



INOX GREEN ENERGY SERVICES LIMITED (formerly Known as Inox Wind Infrastructure Services Limited)

Notes to the standalone financial statements for the year ended 31 March 2022

39. Related Party Disclosures:

(₹ in Lakhs)

Particulars	Holding/Subsidiary companies		Associates		Fellow Subsidiaries		Total	
	2021-2022	2020-2021	2021-2022	2020-2021	2021-2022	2020-2021	2021-2022	2020-2021
A) Transactions during the year								
Reimbursement of expenses received/payments made on behalf by the company								
Inox Wind Limited	1,286.80	1,297.36	-	-	-	-	1,286.80	1,297.36
Inox Wind Energy Limited	51.06	-	-	-	-	-	51.06	-
Wind One Renergy Limited	-	-	605.02	55.61	-	-	605.02	55.61
Wind Two Renergy Private Limited	-	-	-	253.79	-	-	-	253.79
Wind Five Renergy Limited	-	-	846.39	160.82	-	-	846.39	160.82
Wind Three Renergy Limited	-	-	444.52	33.63	-	-	444.52	33.63
Waft Energy Private Limited	-	-	-	-	0.21	-	0.21	-
Nani Virani Wind Energy Private Limited	10.48	100.87	-	-	-	-	10.48	100.87
Total	1,348.34	1,398.23	1,895.94	503.85	0.21	-	3,244.48	1,902.08
Reimbursement of expenses paid/payments made on behalf of the company								
Inox Wind Limited	1,788.18	675.05	-	-	-	-	1,788.18	675.05
Gujarat Fluorochemicals Limited	-	-	-	-	337.90	321.46	337.90	321.46
Wind Two Renergy Private Limited	-	-	59.50	-	-	-	59.50	-
Resco Global Wind Service Private Limited	-	-	-	-	161.46	-	161.46	-
Inox Wind Energy Limited	-	331.41	-	-	-	-	-	331.41
Nani Virani Wind Energy Private Limited	19.39	6.56	-	-	-	-	19.39	6.56
Waft Energy Private Limited	-	-	-	-	-	0.02	-	0.02
Total	1,807.57	1,013.02	59.50	-	499.36	321.48	2,366.43	1,334.50
Business Transfer Agreement								
Resco Global Wind Service Private Limited (refer note No 47)	-	-	-	-	469.84	-	469.84	-
Total	-	-	-	-	469.84	-	469.84	-



INOX GREEN ENERGY SERVICES LIMITED (formerly Known as Inox Wind Infrastructure Services Limited)

Notes to the standalone financial statements for the year ended 31 March 2022

39. Related Party Disclosures:

(₹ in Lakhs)

Particulars	Holding/Subsidiary companies		Associates		Fellow Subsidiaries		Total	
	2021-2022	2020-2021	2021-2022	2020-2021	2021-2022	2020-2021	2021-2022	2020-2021
Advance refunded to Customer								
Inox Wind Energy Limited	5,060.00	-	-	-	-	-	5,060.00	-
Gujarat Fluorochemicals Limited	-	-	-	-	1,000.00	-	1,000.00	-
Total	5,060.00	-	-	-	1,000.00	-	6,060.00	-

(₹ in Lakhs)

Particulars	Holding/Subsidiary companies		Associates		Fellow subsidiaries		Total	
	2021-2022	2020-2021	2021-2022	2020-2021	2021-2022	2020-2021	2021-2022	2020-2021
B) Balance as at the end of the half year								
a) Amounts payable								
Trade and other payable								
Inox Wind Limited	623.39	20,699.03	-	-	-	-	623.39	20,699.03
Satviki Energy Private Limited	-	0.39	-	-	-	-	-	0.39
RBRK Investments Limited	-	1,236.33	-	-	-	-	-	1,236.33
WAFI ENERGY PRIVATE LIMITED	0.01	-	-	-	-	-	0.01	-
GFL Limited	-	-	-	-	-	1,345.42	-	1,345.42
Inox Wind Energy Limited	-	-	-	-	91.31	708.24	91.31	708.24
Gujarat Fluorochemicals Limited	-	-	57.92	-	-	-	57.92	-
Wind Two Renergy Private Limited	-	-	-	-	-	-	-	94.31
Kani Vitani Wind Energy Private Limited	-	94.31	-	-	-	-	-	94.31
Total	-	22,030.06	57.92	-	91.31	2,053.66	772.63	24,083.72
Inter-corporate deposit payable								
Inox Wind Limited	7,073.03	39,187.57	-	-	-	-	7,073.03	39,187.57
Wind Four Renergy Private Limited	998.59	-	-	-	-	-	998.59	-
Inox Wind Energy Limited	-	10,000.00	-	-	-	-	-	10,000.00
Total	8,071.62	49,187.57	-	-	-	-	8,071.62	49,187.57
Optionally Convertible Debentures converted to Equity Share								
Inox Wind Limited	-	20,000.00	-	-	-	-	-	20,000.00
Total	-	20,000.00	-	-	-	-	-	20,000.00
Non-Convertible, Non-Cumulative, Participating, Redeemable Preference Shares								
Inox Wind Limited	20,000.00	-	-	-	-	-	20,000.00	-
Total	20,000.00	-	-	-	-	-	20,000.00	-



INOX GREEN ENERGY SERVICES LIMITED (formerly Known as Inox Wind Infrastructure Services Limited)

Notes to the standalone financial statements for the year ended 31 March 2022

39. Related Party Disclosures:

Interest payable on inter-corporate deposit									
Inox Wind Limited	122.56	2,987.18	-	-	-	-	-	122.56	2,987.18
Wind Four Renergy Private Limited	10.34	-	-	-	-	-	-	10.34	-
GFL Limited	-	1,030.37	-	-	-	-	-	-	1,030.37
Interest payable on debentures									
Inox Wind Limited	-	328.42	-	-	-	-	-	-	328.42
Total	132.90	4,345.97	-	-	-	-	-	132.90	4,345.97
Interest payable on advance									
Gujarat Fluorochemicals Limited	-	-	-	-	-	-	2,415.67	-	2,415.67
Total	-	-	-	-	-	-	2,415.67	-	2,415.67

(₹ in Lakhs)

Particulars	Holding/Subsidiary companies		Associates		Fellow subsidiaries		Total	
	2021-2022	2020-2021	2021-2022	2020-2021	2021-2022	2020-2021	2021-2022	2020-2021
B) Balance as at the end of the year								
b) Amounts receivable								
Trade receivables								
Resco Global Wind Service Private Limited	-	-	-	-	724.86	-	724.86	-
Inox Wind Energy Limited	112.03	314.56	-	-	-	-	112.03	314.56
Marut Shakti Energy India Limited	-	1,383.75	-	-	-	-	-	1,383.75
Nani Virani Wind Energy Private Limited	36.90	-	-	-	-	-	36.90	-
Wind Three Renergy Limited	-	-	88.89	753.96	-	-	88.89	753.96
Wind Two Renergy Private Limited	-	-	-	3,248.44	-	-	-	3,248.44
Wind One Renergy Limited	-	-	115.46	3,446.84	-	-	115.46	3,446.84
Wind Five Renergy Limited	-	-	109.85	4.81	-	-	109.85	4.81
Total	148.93	1,698.31	314.20	7,454.05	724.86	-	1,187.99	9,152.36
Advance received from Customer								
Inox Wind Energy Limited	-	5,060.00	-	-	-	-	-	5,060.00
Marut Shakti Energy India Limited	-	-	-	-	31.14	-	31.14	-
Gujarat Fluorochemicals Limited	-	-	-	-	100.00	16,748.98	100.00	16,748.98
Total	-	5,060.00	-	-	131.14	16,748.98	131.14	21,808.98
Interest accrued on Preference Share								
Inox Wind Limited	0.66	-	-	-	-	-	0.66	-
Total	0.66	-	-	-	-	-	0.66	-
Capital Advance received from Customer								
Wind Four Renergy Private Limited	-	144.34	-	-	-	-	-	144.34
Total	-	144.34	-	-	-	-	-	144.34




INOX GREEN ENERGY SERVICES LIMITED (formerly known as Inox Wind Infrastructure Services Limited)

Notes to the standalone financial statements for the year ended 31 March 2022

39. Related Party Disclosures:

(₹ in Lakhs)

Particulars	Holding/Subsidiary companies		Associates		Fellow subsidiaries		Total	
	2021-2022	2020-2021	2021-2022	2020-2021	2021-2022	2020-2021	2021-2022	2020-2021
B) Balance as at the end of the year								
Inter-corporate deposit receivable								1,900.34
Marut Shakti Energy India Limited	-	1,900.34	-	-	-	-	-	-
Sarayu Wind Power (Tallimadugula) Private Limited	-	2.30	-	-	0.01	-	0.01	2.58
Sarayu Wind Power (Kondapuram) Private Limited	-	119.69	-	-	0.01	-	0.01	119.69
Satviki Energy Private Limited	-	0.89	-	-	0.01	-	0.01	0.89
Vinirraa Energy Generation Private Limited	-	175.68	-	-	0.01	-	0.01	175.68
RBRK Investments Limited	-	2,785.25	-	-	0.01	-	0.01	2,785.25
Wind One Renergy Limited	-	-	0.41	0.45	-	-	0.41	0.45
Wind Three Renergy Limited	-	-	51.74	72.57	-	-	51.74	72.57
Wind Four Renergy Private Limited	-	243.72	-	-	-	-	-	243.72
Wind Five Renergy Limited	-	-	650.00	650.26	-	-	650.00	650.26
Vasuprada Renewables Private Limited	1.33	0.55	-	-	-	-	1.33	0.55
Tempest Wind Energy Private Limited	100.21	98.55	-	-	-	-	100.21	98.55
Alento Wind Energy Private Limited	102.72	101.22	-	-	-	-	102.72	101.22
Flutter Wind Energy Private Limited	105.70	103.45	-	-	-	-	105.70	103.45
Flurry Wind Energy Private Limited	102.56	101.14	-	-	-	-	102.56	101.14
Vuelta Wind Energy Private Limited	100.02	98.41	-	-	-	-	100.02	98.41
Vigodi Wind Energy Private Limited	18.34	16.96	-	-	-	-	18.34	16.96
Haroda Wind Energy Private Limited	17.42	16.59	-	-	-	-	17.42	16.59
Vibhav Energy Private Limited	1.04	0.32	-	-	-	-	1.04	0.32
Ripudaman Urja Private Limited	1.31	0.74	-	-	-	-	1.31	0.74
Suswind Power Private Limited	105.05	103.61	-	-	-	-	105.05	103.61
Ravapar Wind Energy Private Limited	18.60	17.33	-	-	-	-	18.60	17.33
Khatiyu Wind Energy Private Limited	18.82	17.38	-	-	-	-	18.82	17.38
Resco Global Wind Service Private Limited	-	2.53	-	-	2,198.28	-	2,198.28	2.53
Total	693.12	5,906.73	702.15	723.28	2,198.33	-	3,593.60	6,630.21



Particulars	2021-2022		2020-2021		2021-2022		2020-2021	
	2021-2022	2020-2021	2021-2022	2020-2021	2021-2022	2020-2021	2021-2022	2020-2021
B) Balance as at the end of the year								
Other dues Receivable								
Resco Global Wind Service Private Limited	-	-	183.65	183.65				
Resco Global Wind Service Private Limited (EPC Business Sale Consideration Receivable)	-	-	469.84	469.84				
Suswind Power Private Limited	-	-	-	-	0.24	0.24	-	-
Vasuprada Renewables Private Limited	-	-	-	-	0.24	0.24	-	-
Ripudaman Urja Private Limited	-	-	-	-	0.25	0.25	-	-
Sarayu Wind Power (Kondapuram) Private Limited	-	-	-	-	0.62	0.62	-	-
Haroda Wind Energy Private Limited	-	-	-	-	0.32	0.32	-	-
Vigodi Wind Energy Private Limited	-	-	-	-	0.29	0.29	-	-
Sarayu Wind Power (Tallimadugula) Private Limited	-	-	-	-	0.28	0.28	-	-
Vibhav Energy Private Limited	-	-	-	-	0.25	0.25	-	-
Vinirmaa Energy Generation Private Limited	-	-	-	-	0.62	0.62	-	-
WAFI ENERGY PRIVATE LIMITED	-	-	-	-	-	-	-	-
Total	-	-	653.49	653.49	3.11	3.11	-	-
Particulars	2021-2022		2020-2021		2021-2022		2020-2021	
Holdings/Subsidiary companies								
Associates								
Fellow subsidiaries								
Total								
B) Balance as at the end of the year								
Other dues Receivable								
Resco Global Wind Service Private Limited	-	-	183.65	183.65				
Resco Global Wind Service Private Limited (EPC Business Sale Consideration Receivable)	-	-	469.84	469.84				
Suswind Power Private Limited	-	-	-	-	0.24	0.24	-	-
Vasuprada Renewables Private Limited	-	-	-	-	0.24	0.24	-	-
Ripudaman Urja Private Limited	-	-	-	-	0.25	0.25	-	-
Sarayu Wind Power (Kondapuram) Private Limited	-	-	-	-	0.62	0.62	-	-
Haroda Wind Energy Private Limited	-	-	-	-	0.32	0.32	-	-
Vigodi Wind Energy Private Limited	-	-	-	-	0.29	0.29	-	-
Sarayu Wind Power (Tallimadugula) Private Limited	-	-	-	-	0.28	0.28	-	-
Vibhav Energy Private Limited	-	-	-	-	0.25	0.25	-	-
Vinirmaa Energy Generation Private Limited	-	-	-	-	0.62	0.62	-	-
WAFI ENERGY PRIVATE LIMITED	-	-	-	-	-	-	-	-
Total	-	-	653.49	653.49	3.11	3.11	-	-

(₹ in Lakhs)



INOX GREEN ENERGY SERVICES LIMITED (formerly Known as Inox Wind Infrastructure Services Limited)

Notes to the standalone financial statements for the year ended 31 March 2022

39. Related Party Disclosures:

(₹ in Lakhs)

Particulars	Holding/Subsidiary companies		Associates		Fellow subsidiaries		Total	
	2021-2022	2020-2021	2021-2022	2020-2021	2021-2022	2020-2021	2021-2022	2020-2021
B) Balance as at the end of the year								
Interest on Inter-corporate deposit receivable/CCD								
Marut Shakti Energy India Limited	-	946.06	-	-	0.03	-	0.03	946.06
Sarayu Wind Power (Tallimadugula) Private Limited	-	126.62	-	-	-	-	-	126.62
Sarayu Wind Power (Kondapuram) Private Limited	-	61.97	-	-	-	-	-	61.97
Satviki Energy Private Limited	-	0.01	-	-	-	-	-	0.01
Vinirmaa Energy Generation Private Limited	-	143.64	-	-	-	-	-	143.64
RBRK Investments Limited	-	665.21	-	-	-	-	-	665.21
Wind One Renergy Limited	-	-	0.20	0.17	-	-	0.20	0.17
Wind Three Renergy Limited	-	-	18.17	16.78	-	-	18.17	16.78
Wind Four Renergy Private Limited	-	14.40	-	-	-	-	-	14.40
Wind Five Renergy Limited	-	-	196.12	125.90	-	-	196.12	125.90
Vasuprada Renewables Private Limited	0.25	0.16	-	-	-	-	0.25	0.16
Vigodi Wind Energy Private Limited	3.57	1.65	-	-	-	-	3.57	1.65
Haroda Wind Energy Private Limited	3.48	1.64	-	-	-	-	3.48	1.64
Vibhav Energy Private Limited	0.12	0.04	-	-	-	-	0.12	0.04
Ripudaman Urja Private Limited	0.15	0.05	-	-	-	-	0.15	0.05
Suswind Power Private Limited	39.31	28.02	-	-	-	-	39.31	28.02
Tempest Wind Energy Private Limited	40.17	29.42	-	-	-	-	40.17	29.42
Aliento Wind Energy Private Limited	40.68	29.64	-	-	-	-	40.68	29.64
Flutter Wind Energy Private Limited	39.32	28.00	-	-	-	-	39.32	28.00
Flurry Wind Energy Private Limited	40.65	29.62	-	-	-	-	40.65	29.62
Vuelta Wind Energy Private Limited	40.13	29.40	-	-	-	-	40.13	29.40
Ravapar Wind Energy Private Limited	3.61	1.67	-	-	-	-	3.61	1.67
Khatiyu Wind Energy Private Limited	3.65	1.67	-	-	-	-	3.65	1.67
Resco Global Wind Service Private Limited	-	0.31	-	-	0.79	-	0.79	0.31
Total	255.09	2,139.20	214.49	142.85	0.82	-	470.40	2,282.05
CCD								
Nani Virani Wind Energy Private Limited	6,390.00	6,390.00	-	-	-	-	6,390.00	6,390.00
Total	6,390.00	6,390.00	-	-	-	-	6,390.00	6,390.00
Interest on CCD								
Nani Virani Wind Energy Private Limited	118.91	3.89	-	-	-	-	118.91	3.89
Total	118.91	3.89	-	-	-	-	118.91	3.89
Other dues Payable								
WAFI ENERGY PRIVATE LIMITED	0.01	-	-	-	-	-	0.01	-

(*) Amount is less than Rs. 0.01 Lakhs



INOX GREEN ENERGY SERVICES LIMITED (formerly Known as Inox Wind Infrastructure Services Limited)

Notes to the standalone financial statements for the year ended 31 March 2022

39. Related Party Disclosures:

C) Guarantees

Inox Wind Energy Limited ("IWEL") has issued guarantee and provided security in respect of borrowings by the Company. The outstanding balances of such borrowings as at 31 March 2022 is 1,000.00

Gujarat Fluorochemicals Limited ("GFCL") (earlier known as Inox Fluorochemicals Limited), the fellow subsidiaries company, has issued guarantee and provided security in respect of borrowings by the Company. The outstanding balances of such borrowings as at 31 March 2022 is ₹ 32,416.67 Lakhs (Previous Year ₹ 77,399.00 Lakhs). Further GFCL has issued performance Bank Guarantee as at 31.03.2022 is ₹ 18,711.19 Lakhs. (Previous Year ₹ 3,425.00 Lakhs)

The Company has issued Performance Bank Guarantee to 11 subsidiaries of ₹ 10,227.00 Lakhs.

The Company has issued Corporate Guarantee of ₹ 5,000.00 Lakhs to Nani Virani Wind Energy Private Limited against advance receivable under EPC Contract.

The Company has provided security i.e first pari-passu charge over the movable fixed assets, both present and future, against term Loan from financial Institution taken by Inox Wind Limited (IWL)

Notes:

(a) Sales, purchases and service transactions with related parties are made at arm's length price.

(b) Amounts outstanding are unsecured and will be settled in cash or receipts of goods and services.

(c) No expense has been recognised for the year ended 31 March 2022 and 31 March 2021 for bad or doubtful trade receivables in respect of amounts owed by related parties.

(d) There have been no other guarantees received or provided for any related party receivables or payables.



(e) Compensation of Key management personnel

(₹ in Lakhs)

Particulars	2021-2022	2020-2021
(i) Remuneration / others		
- Mr. Manoj Dixit	31.30	33.11
- Mr. Vineet Davis	32.39	43.21
Mr. Mukesh Manglik	-	49.94
Sitting fees paid to directors	9.80	5.40
Total	73.49	131.66

(₹ in Lakhs)

Particulars	2021-2022	2020-2021
Short term benefits	63.69	126.26
Post employment benefits*	-	-
Long term employment benefits*	-	-
Share based payments	-	-
Termination benefits	-	-
Sitting fees paid to directors	9.80	5.40
Total	73.49	131.66



INOX GREEN ENERGY SERVICES LIMITED (formerly known as Inox Wind Infrastructure Services Limited)

Notes to the standalone financial statements for the year ended 31 March 2022

39. Related Party Disclosures:

*As the liabilities for the defined benefit plans and other long term benefits are provided on actuarial basis for the Company, the amount pertaining to KMP are not included above.

The remuneration of directors and Key Management Personnel (KMP) is determined by the Nomination and Remuneration Committee having regard to the performance of individuals and market trends.



Contribution to provident Fund (defined contribution plan) is Rs. 2.43 Lakhs (previous year Rs. 6.53 Lakhs) included in the amount of remuneration reported above.

(b) Disclosure required under section 185(4) of the Companies Act, 2013

Loans to related parties:

(₹ in Lakhs)

Name of the Party	Nature	31 March 2022	31 March 2021
Marut Shakti Energy India Limited	Inter Corporate Deposit	-	1,900.34
Sarayu Wind Power (Tallimadugula) Private Limited	Inter Corporate Deposit	0.01	2.38
Sarayu Wind Power (Kondapuram) Private Limited	Inter Corporate Deposit	0.01	119.69
Satviki Energy Private Limited	Inter Corporate Deposit	0.01	0.89
Vinirmaa Energy Generation Private Limited	Inter Corporate Deposit	0.01	175.68
RBRK Investments Limited	Inter Corporate Deposit	0.01	2,785.25
Wind One Renergy Limited	Inter Corporate Deposit	0.41	0.45
Wind Three Renergy Limited	Inter Corporate Deposit	51.74	72.57
Wind Four Renergy Private Limited	Inter Corporate Deposit	-	243.72
Wind Five Renergy Limited	Inter Corporate Deposit	650.00	650.26
Vasuprada Renewables Private Limited	Inter Corporate Deposit	1.33	0.55
Tempest Wind Energy Private Limited	Inter Corporate Deposit	100.21	98.55
Tempest Wind Energy Private Limited	Performance Guarantee	929.70	1,000.00
Aliento Wind Energy Private Limited	Inter Corporate Deposit	102.72	101.22
Aliento Wind Energy Private Limited	Performance Guarantee	929.70	1,000.00
Flutter Wind Energy Private Limited	Inter Corporate Deposit	105.70	103.45
Flutter Wind Energy Private Limited	Performance Guarantee	929.70	1,000.00
Flurry Wind Energy Private Limited	Inter Corporate Deposit	102.56	101.14
Flurry Wind Energy Private Limited	Performance Guarantee	929.70	1,000.00
Vuelta Wind Energy Private Limited	Inter Corporate Deposit	100.02	98.41
Vuelta Wind Energy Private Limited	Performance Guarantee	929.70	1,000.00
Vigodi Wind Energy Private Limited	Inter Corporate Deposit	18.34	16.96
Vigodi Wind Energy Private Limited	Performance Guarantee	929.70	1,000.00
Haroda Wind Energy Private Limited	Inter Corporate Deposit	17.42	16.59
Haroda Wind Energy Private Limited	Performance Guarantee	929.70	1,000.00
Vibhav Energy Private Limited	Inter Corporate Deposit	1.04	0.32
Ripudaman Urja Private Limited	Inter Corporate Deposit	1.31	0.74
Suswind Power Private Limited	Inter Corporate Deposit	105.05	103.61
Suswind Power Private Limited	Performance Guarantee	929.70	1,000.00
Ravapar Wind Energy Private Limited	Inter Corporate Deposit	18.60	17.33
Ravapar Wind Energy Private Limited	Performance Guarantee	929.70	1,000.00
Nani Virani Wind Energy Private Limited	Performance Guarantee	929.70	1,000.00
Nani Virani Wind Energy Private Limited	Corporate Guarantee	5,000.00	5,000.00
Khatiyu Wind Energy Private Limited	Inter Corporate Deposit	18.87	17.38
Khatiyu Wind Energy Private Limited	Performance Guarantee	929.70	1,000.00
Resco Global Wind Service Private Limited	Inter Corporate Deposit	2,198.28	2.53
Inox Wind Limited	Security	-	3,000.00



INOX GREEN ENERGY SERVICES LIMITED (formerly Known as Inox Wind Infrastructure Services Limited)

Notes to the standalone financial statements for the year ended 31 March 2022


39. Related Party Disclosures:

Inter-corporate deposits are unsecured and repayable on demand and carries interest @ 12% p.a. These loans, Securities and Guarantee are given for general business purposes.

(c) Additional disclosure in respect of loans given, as required by the Listing Agreement:

(₹ in Lakhs)

Name of the loanee	Year	Amount of loans at the year end	Maximum balance during the year	Investment by the loanee in shares of the company
Marut Shakti Energy India Limited	31 March 2022	-	2,450.39	Nil
	31 March 2021	1,900.34	1,900.34	Nil
Sarayu Wind Power (Tallimadugula) Private Limited	31 March 2022	0.01	3.86	Nil
	31 March 2021	2.38	2.38	Nil
Sarayu Wind Power (Kondapuram) Private Limited	31 March 2022	0.01	122.31	Nil
	31 March 2021	119.69	119.69	Nil
Satviki Energy Private Limited	31 March 2022	0.01	2.36	Nil
	31 March 2021	0.89	0.89	Nil
Vinirrrmaa Energy Generation Private Limited	31 March 2022	0.01	178.73	Nil
	31 March 2021	175.68	175.68	Nil
RBRK Investments Limited	31 March 2022	0.01	2,806.64	Nil
	31 March 2021	2,785.25	2,785.25	Nil
Wind One Renergy Limited	31 March 2022	0.41	0.45	Nil
	31 March 2021	0.45	0.45	Nil
Wind Three Renergy Limited	31 March 2022	51.74	72.57	Nil
	31 March 2021	72.57	72.57	Nil
Wind Four Renergy Private Limited	31 March 2022	-	323.15	Nil
	31 March 2021	243.72	243.72	Nil
Wind Five Renergy Limited	31 March 2022	650.00	650.26	Nil
	31 March 2021	650.26	650.26	Nil
Vasuprada Renewables Private Limited	31 March 2022	1.33	1.33	Nil
	31 March 2021	0.55	0.55	Nil
Tempest Wind Energy Private Limited	31 March 2022	100.21	100.21	Nil
	31 March 2021	98.55	98.55	Nil
Aliento Wind Energy Private Limited	31 March 2022	102.72	102.72	Nil
	31 March 2021	101.22	101.22	Nil
Flutter Wind Energy Private Limited	31 March 2022	105.70	105.70	Nil
	31 March 2021	103.45	103.45	Nil
Flurry Wind Energy Private Limited	31 March 2022	102.56	102.56	Nil
	31 March 2021	101.14	101.14	Nil



INOX GREEN ENERGY SERVICES LIMITED (formerly known as inox Wind Infrastructure Services Limited)


Notes to the standalone financial statements for the year ended 31 March 2022

39. Related Party Disclosures:

(c) Additional disclosure in respect of loans given, as required by the Listing Agreement:

(₹ in Lakhs)

Name of the loanee	Year	Amount of loans at the year end	Maximum balance during the year	Investment by the loanee in shares of the company
Vuelta Wind Energy Private Limited	31 March 2022	100.02	100.02	Nil
	31 March 2021	98.41	98.41	Nil
Vigodi Wind Energy Private Limited	31 March 2022	18.34	18.34	Nil
	31 March 2021	16.96	18.66	Nil
Haroda Wind Energy Private Limited	31 March 2022	17.42	17.42	Nil
	31 March 2021	16.59	18.66	Nil
Vibhav Energy Private Limited	31 March 2022	1.04	1.04	Nil
	31 March 2021	0.32	0.32	Nil
Ripudaman Urja Private Limited	31 March 2022	1.31	1.31	Nil
	31 March 2021	0.74	0.74	Nil
Suswind Power Private Limited	31 March 2022	105.05	105.05	Nil
	31 March 2021	103.61	103.61	Nil
Ravapar Wind Energy Private Limited	31 March 2022	18.60	18.60	Nil
	31 March 2021	17.33	18.77	Nil
Nani Virani Wind Energy Private Limited	31 March 2022	-	-	Nil
	31 March 2021	-	18.81	Nil
Khatiyu Wind Energy Private Limited	31 March 2022	18.82	18.82	Nil
	31 March 2021	17.38	18.81	Nil
Resco Global Wind Service Private Limited	31 March 2022	2,198.28	2,198.28	Nil
	31 March 2021	2.53	2.53	Nil



INOX GREEN ENERGY SERVICES LIMITED (formerly Known as Inox Wind Infrastructure Services Limited)
Notes to the standalone financial statements for the year ended 31 March 2022

40: Balance Confirmation

The Company has a system of obtaining periodic confirmation of balances from banks, trade receivables/payables/advances to vendors and other parties (other than *disputed parties*). The balance confirmation letters as referred in the Standard on Auditing (SA) 505 (Revised) 'External Confirmations', were sent to banks and parties and party's balances are subject to confirmation/reconciliation. Adjustments, if any will be accounted for on confirmation/reconciliation of the same, which in the opinion of the management will not have a material impact.

41: Particulars of payment to Auditors

Particulars	(₹ in Lakhs)	
	2021-22	2020-21
Statutory audit	9.25	8.25
Tax audit and other audits under Income-tax Act	2.50	2.50
Taxation matters	5.62	-
Certification fees	41.54	1.09
Out of Pocket Expenses	0.28	-
Total	59.19	11.84

42: Contingent liabilities

(a) Claims against the Company not acknowledged as debts: claims made by contractors ₹ 4,344.40 (as at 31 March 2021: ₹ 5,450.35 lakhs)

Some of the suppliers have raised claims including interest on account of non payment in terms of the respective contracts. The Company has contended that the suppliers have not adhered to some of the contract terms. At present the matters are pending before the jurisdictional authorities or are under negotiations.

b) Claims against the company not acknowledged as debts: claims made by customers ₹ 12,102.07 lakhs (as at 31 March 2021: ₹ 932.00 lakhs)

c) Claims made by vendors in National Company Law Tribunal (NCLT) for ₹ 947.69 (as at 31 March 2021: ₹ 714.55 lakhs)

d) Company has issued Performance Bank Guarantee to Solar Energy Corporation of India is ₹ 6,508.20 Lakhs (as at 31 March 2021: ₹ 11,000.00 lakhs)

e) In respect of VAT/GST matters ₹ 2,259.03 Lakhs (as at 31 March 2021: ₹ 154.98 lakhs)


The Company had received assessment orders for the financial years ended 31 March 2017 for demand of Rs 185.38 lakhs, in respect of Andhra Pradesh on account of VAT and CST demand on the issue of mismatch in ITC and non submission of statutory forms. The Company has filed appeals before the first appellate authority in the matter of CST and VAT demands. The company has received entry tax demand order from Rajasthan VAT department for Rs 697.31 lakhs. The Company has also received tax demand from kerela VAT for Rs. 251.13 Lakhs. The Company has received show cause notice of Rs.1,125.20 Lakhs from GST Vadodara on account of input tax credit utilization and reply of same has been filed.

f) Other claims against the Company not acknowledged as debts ₹ 216.00 Lakhs (as at 31 March 2021: Nil)

g) The Company has provided security i.e. first pari-passu charge over the movable fixed assets, both present and future, against term Loan from financial Institution

In respect of above matters, no additional provision is considered necessary as the Company expects favourable outcome. Further, it is not possible for the Company to estimate the timing and amounts of further cash outflows, if any, in respect of these matters.

Due to unascertainable outcome for pending litigation matters with Court/Appellate Authorities, the management expects no material adjustments on the standalone financial statements.



INOX GREEN ENERGY SERVICES LIMITED (formerly Known as Inox Wind Infrastructure Services Limited)
Notes to the standalone financial statements for the year ended 31 March 2022

43: Capital & other Commitments

Capital Commitments

(a) Estimated amounts of contracts remaining to be executed on capital account and not provided for (net of advances) is ₹ 984.65 Lakhs (as at 31 March 2021: ₹ 2,295.29 lakhs)

Other Commitments

(b) Bank Guarantee issued by the Company to Power Grid Corporation of India Limited for ₹ 2,850.00 Lakhs (as at 31 March 2021: ₹ 2,500.00 lakhs)

(c) Bank Guarantee issued by the Company to customer for ₹ 1,669 Lakhs (as at 31 March 2021: ₹ 6,475.00 lakhs)

44: Leases

The Company has adopted Ind AS 116 "Leases" effective from 01 April 2019 and considered all material leases contracts existing on 01 April 2019. The Company neither have any existing material lease contract as on 01 April 2019 nor executed during the year. The adoption of the standard does not have any impact on the financial statement of the company. Following are the details of lease contracts which are short term in nature:

i. Amount recognized in statement of profit and loss (₹ in Lakhs)

Particulars	As at 31 March 2022	As at 31 March 2021
Included in rent expenses: Expense relating to short-term leases	134.58	243.79

ii. Amounts recognised in the statement of cash flows (₹ in Lakhs)

Particulars	As at 31 March 2022	As at 31 March 2021
Total cash outflow for leases	134.58	243.79

45: Segment Information

The Company has presented segment information in the consolidated financial statements which are presented in the same financial report. Accordingly, in terms of Paragraph 4 of Ind AS 108 'Operating Segments', no disclosures related to segments are presented in this standalone financial statements.

46. Revenue from contracts with customers as per Ind AS 115


(A) Disaggregated revenue information

In the following table, revenue from contracts with customers is disaggregated by primary major products and service lines. Since the Company has only one reportable business segment, no reconciliation of the disaggregated revenue is required:

Particulars	As at 31 March 2022	2020-2021
Major Product/ Service Lines		
Sale of services	15,956.23	17,645.79
Other operating revenue	1,443.35	36.64
Total	17,399.58	17,682.43

(B) Contract balances

All the Trade Receivables and Contract Liabilities have been separately presented in notes to accounts.



47. Note on Discontinued Operations:

1. Slump Sale of the Erection, Commissioning and Procurement Business (referred to as 'EPC Business'):

On 06 October 2021, as a part of the business reorganisation, the Company's Board of Directors have approved transfer of its EPC business to wholly owned subsidiary ('WOS') of its Company, Inox Wind Limited ('IWL'), RESCO Global Wind Service Limited ('RESCO'), with an objective to segregate the EPC Business and Operations and Maintenance Business (referred as 'O&M Business') of the Company. The divestment has been approved by the shareholders of the Company in their Extra-ordinary General Meeting held on 21 October 2021.

Subsequently on 31 December 2021, to implement the above divesture, the Company has executed a Business Transfer Agreement ('BTA') with RESCO to transfer EPC business undertaking, together with all assets and liabilities as specified in the BTA in relation to the EPC business as a going concern through slump sale. The assets and liabilities of the EPC business amounting to ₹98,598.55 lakhs and ₹98,128.71 lakhs respectively are transferred to RESCO from the date BTA becoming effective and difference on assets and liabilities amounting ₹469.84 lakhs on transfer of the EPC Business undertaking has recorded as purchase consideration receivable. The company has completed its compliance with the terms and conditions of BTA on 31 December 2021 and consequently, the BTA has become effective from that date. In this regard, the company on 3 January 2022 made the requisite disclosure to the BSE Limited/Stock Exchange:

"In continuation to our letter dated 6th October, 2021 and pursuant to Regulation 51 of the Securities and Exchange Board of India (Listing Obligations and Disclosure Requirements) Regulations, 2015 ("Listing Regulations"), we would like to inform you that the Company has entered into a Business Transfer Agreement (BTA) to transfer its Erection, Procurement and Commissioning (EPC) of Wind Turbine Generators Business, on a slump sale basis, to its fellow subsidiary, Resco Global Wind Services Private Limited for cash consideration of upto Rs. 3,000.00 Lakhs."

2. Share Sale Purchase Agreement:



On 06 October 2021, as a part of the business reorganisation, the Company's Board of directors have approved transfer of RESCO to its company Inox Wind Limited ('IWL').

Further, on 06 October 2021, as a part of the business reorganisation, the Company's Board of directors have approved transfer of following wholly owned subsidiaries (WOSs) to RESCO:

- a) Marut-Shakti Energy India Limited
- b) Satviki Energy Private Limited
- c) Sarayu Wind Power (Tallimadugula) Private Limited
- d) Sarayu Wind Power (Kondapuram) Private Limited
- e) Vinirmaa Energy Generation Private Limited
- f) RBRK Investments Limited

In respect of above business re-organisation to implement the divesture the Company has executed Share Sale Purchase Agreement with IWL and RESCO on 18 October 2021 & 25 October 2021 respectively.

The activities of the EPC business, Project Business and transfer of the all subsidiaries as mentioned in para 3 above of the Company, are considered as "Disposal Company", and presented as discontinued operation in accordance with the provisions of Indian Accounting Standard (Ind AS) 105 – 'Non-current Assets Held for Sale and Discontinued Operations'.



INOX GREEN ENERGY SERVICES LIMITED (formerly known as Inox Wind Infrastructure Services Limited)
Notes to the standalone financial statements for the year ended 31 March 2022

47. Note on Discontinued Operations:

4. Financial performance and cash flows for the Disposal Group:

(₹ in Lakhs)

S. No.	Particulars	For the year ended 31 March 2022	For the year ended 31 March 2021
a)	Analysis of profit/(loss) from discontinued operations		
	Revenue from operations	9,001.00	6677.81
	Other income	477.72	1970.49
	Total Income	9,478.72	8,648.30
	Expenses		
	EPC, O&M and Common infrastructure facility expense	3,351.74	7,603.74
	Changes in inventories of work-in-progress	1,547.03	(292.58)
	Purchases of stock-in-trade	2,995.22	
	Employee Benefits Expenses	823.33	599.66
	Finance Costs	4,815.07	8,442.62
	Depreciation and Amortisation Expense	-	43.97
	Other Expenses	3,477.61	2,509.32
	Total Expense	17,010.00	18,900.73
	Less: Expenditure capitalised	-	-
	Net Expenses	17,010.00	18,900.73
	Profit/(Loss) before exceptional items and tax	(7,531.28)	(10,258.43)
	Share of profit/(loss) of associates	-	-
	Profit/(Loss) before tax (III+IV=V)	(7,531.28)	(10,258.43)
	Exceptional Items*	-	-
	Profit/(Loss) before tax from discontinued operations	(7,531.28)	(10,258.43)
	Tax Expense	(2,266.92)	(3,537.99)
	Profit / (loss) after tax from discontinued operations	(5,264.36)	(6,720.45)
	Other Comprehensive Income		
	Items that will not be re-classified to profit and loss		
	Re-measurements of the defined benefit plans	(7.17)	5.49
	Tax on above	2.51	(1.92)
	Total Other Comprehensive Income	(4.66)	3.57
	Total Comprehensive income for the year	(5,269.02)	(6,716.88)

5. To give effect of the aforesaid BTA agreement and Share Sale Purchase Agreement as stated above:

- (a) As required under the Ind AS 105, Company has re-presented the Statement of Profit and Loss for prior periods presented in the Statements so that the disclosures relate to all operations that have been discontinued at the end of the reporting period for the latest period is presented.
- (b) The EPC Business has historically operated as part of the Company and not as a standalone entity. The figures representing the operations of the EPC Business have been derived from the Company's accounting records and are presented as a discontinued operation. As part of the Company, the EPC Business is dependent upon the Company for all of its working capital and financing requirements as the Company uses a centralized approach to cash management and financing of its operations. Accordingly, Finance Cost on all general-purpose borrowings including current maturities, have been allocated based on the working capital requirement worked out by management on a reasonable basis for EPC business in each financial year.
- (c) Income and expenses pertaining to EPC Business have been allocated on a reasonable basis taking into consideration the respective cost/profit centres and employee head count and certain common expenses have been allocated basis the proportionate of total expense of the EPC Business and O&M Business.
- (d) The company is in the process of compliance of various procedural terms and conditions as mentioned in the respective lender's No Objection Certificate (NOC) and condition subsequent to the BTA.

6. Contingent Liability for the Disposal Group: The Contingent Liability for 30 assumed legal proceeding associated with BTA and Contingent Liability for SPA associated with Disposal Group which has been transferred are as under:

- (a) Claims against the Disposal Group not acknowledged as debts: claims made by contractors - ₹ 597.80 Lakhs



Some of the suppliers have raised claims including interest on account of non payment in terms of the respective contracts. The Disposal Group has contended that the suppliers have not adhered to some of the contract terms. At present the matters are pending before the jurisdictional authorities or are under negotiations.

- (b) Claims against the Disposal Group not acknowledged as debts: claims made by customers - ₹ 5,709.10 Lakhs

- (c) Claims made by vendors in National Company Law Tribunal (NCLT) ₹ 2,528.87

7. The Statement of Profit and Loss may not include all the actual expenses that would have been incurred had the EPC business operated as a standalone company during the periods presented and may not reflect financial performance had it operated as a standalone company during such periods. Actual costs that would have been incurred if EPC business had operated as a standalone company would depend on multiple factors, including organizational structure, capital structure, strategic and tactical decisions made in various areas, including information technology and infrastructure.

Therefore, the resulting financial performance in these Financial Statements may not be that which might have existed if the EPC business had been a standalone company.



INOX GREEN ENERGY SERVICES LIMITED (formerly Known as Inox Wind Infrastructure Services Limited)
Notes to the standalone financial statements for the year ended 31 March 2022



48: impact of Covid-19

Due to outbreak of COVID-19 globally and in India, the company's management has made initial assessment of impact on business and financial risks on account of COVID-19. Considering that the company is in the business of *Erection, procurement and operation & maintenance services of Wind Turbine Generator in Renewable Energy Sector*, the management believes that the impact of this outbreak on the business and financial position of the company will not be significant. The management does not see any risks in the company's ability to continue as a going concern and meeting its liabilities. The company has used the principles of prudence in applying judgments, estimates and assumptions and based on the current estimates, the company expects to recover the carrying amount of trade receivables including unbilled receivables, investments, inventories, advances and other assets. Further, Commissioning of WTGs and maintenance services against certain purchase/service contract does not require any material adjustment on account of delays, if any considering disruption due to COVID-19. The eventual outcome of impact of the global health pandemic may be different from those estimated as on the date of approval of these financial statements. Due to the nature of the pandemic, the Company will continue to monitor developments to identify significant uncertainties in future periods, if any.

49. The Company has policy to recognise revenue from operations & maintenance (O&M) over the period of the contract on a straight-line basis. O&M agreement of 111 WTGs (31 March 2021 Nil WTGs) has been cancelled/modified with different customers and also services amounting to ₹ 3582.70 Lakhs are yet to be billed for which services have been rendered. The company's management expects no material adjustments in the standalone financial statements on account of any contractual obligation and taxes & interest thereon, if any.

50. The Company incorporated wholly-owned subsidiaries (hereafter called as SPVs) under RfS (request for selection) for setting up wind farm projects as awarded by Solar Energy Corporation of India (SECI) under Tranche-III & IV (300MW). Thereafter, the Company has invested funds in SPVs in the form of equity shares and Inter Corporate Deposit for the execution of projects. As on March 31, 2022, there are 6 subsidiaries in which projects are yet to be started. The company had invested amounting to ₹ 6 Lakhs and ₹ 856 Lakhs in the Equity shares and Inter Corporate Deposit respectively in 6 SPVs. In the view of the management, the Company will be able to realise the money from SPVs once the project will commission subject to the outcome of the resolution of the matter if any with the regulators and improvement in its future operational performance and financial support from the Company.

51. Company incorporated a Wholly-owned subsidiary namely "Wind Four Renergy Private Limited" (WFRPL) for setting up wind farm projects as awarded by Solar Energy Corporation of India (SECI) under Tranche - I (50W). The Company had invested funds in WFRPL in the form of Equity Share Capital for the execution of project. The company had invested amounting to ₹ 2,591.40 Lakhs in the Equity Shares. The Company had filed an appeal against the Central Electrical Regulatory Commission (CERC) order dtd. 08th March, 2021 in Appellate Tribunal for Electricity ("APTEL") for further extension of scheduled commission date (SCoD) and APTEL vide its order dtd. 11th January 2022 condoned the delay and extended the SCoD from its date of order. Subsequently, CERC filed an appeal against the APTEL order in Honorable Supreme Court and which is pending for disposal. In view of the management, the Company will be able to realize the money from WFRPL once the project will commission subject to the outcome of litigation and improvement in its future operational performance and financial support from the Company.



INOX GREEN ENERGY SERVICES LIMITED (formerly Known as Inox Wind Infrastructure Services Limited)
Notes to the standalone financial statements for the year ended 31 March 2022

52: Corporate Social Responsibilities (CSR)

The Company was not having net worth of rupees five hundred crore or more, or turnover of rupees one thousand crore or more or a net profit of rupees five crore or more during the immediately preceding financial year and hence, provisions of Section 135 of the Act are not applicable to the Company during the year.

53: Other statutory informations:

(i) The company does not have any transaction with the companies struck off under SEC 248 of the Companies Act 2013 or section 560 of the Companies Act 1956 during the year ended March 31, 2022 and March 31, 2021.

(ii) There are no changes or satisfaction which are to be registered with the registrar of companies during the year ended March 31, 2022 and March 31, 2021 except below:

For year ended 31 March 2022:		₹ in lakhs		
Charge Holder Name	Location of ROC	Amount of Charges	Delay in months	Reason for delay
Arka Fincap Limited	Ahmedabad	3,000	Nil	Nil

For year ended 31 March 2021:		₹ in lakhs		
Charge Holder Name	Location of ROC	Amount of Charges	Delay in months	Reason for delay
Nil	Nil	Nil	Nil	Nil

(iii) The Company complies with the number of layers of companies in accordance with clause 87 of Section 2 of the Act read with the Companies (Restriction on number of layers) rules 2017 during the year ended March 31, 2022 and March 31, 2021.

(iv) The Company has not invested or traded in cryptocurrency or virtual currency during the year ended March 31, 2022 and March 31, 2021.

(v) No proceedings have been initiated on or are pending against the company for holding Benami property under the Prohibition of Benami Property Transaction Act 1988 (as amended in 2016) (formally the Benami Transactions (Prohibition) Act, 1988 (45 of 1988) and Rules made thereunder during the year ended March 31, 2022 and March 31, 2021.

(vi) The Company has not been declared a wilful defaulter by any bank or financial institution or government or any government authorities during the year ended March 31, 2022 and March 31, 2021.

(vii) The Company has not entered into any scheme of arrangement approved by the competent authority in terms of sections 232 to 237 of the Companies Act 2013 during the year ended March 31, 2022 and March 31, 2021.


(viii) During the year ended March 31, 2022 and March 31, 2021, the Company has not surrendered or disclosed as income any transactions not recorded in the books of accounts in the course of tax assessments under the Income Tax Act, 1961 (such as search or survey or any other relevant provisions of the Income Tax Act 1961).

(ix) During the year ended March 31, 2022 and March 31, 2021, the Company has not advanced or loaned or invested funds (either borrowed funds or the share premium or kind of funds) to any other person or entities, including foreign entities (intermediaries) with the understanding (whether recorded in writing or otherwise) that the intermediary shall:

- directly or indirectly lend or invest in other persons or entities identified in any manner whatsoever by or on behalf of the company (ultimate beneficiaries) or
- provide any guarantee, security or the like to or on behalf of the ultimate beneficiaries.

(x) Except below, During the year ended March 31, 2022 and March 31, 2021, the Company has not received any funds from any persons or entities including foreign entities (Funding party) with the understanding (whether recorded in writing or otherwise) that the company shall:

- directly or indirectly lend or invest in other persons or entities identified in any manner whatsoever by or on behalf of the funding party (ultimate beneficiaries) or



b. provide any guarantee, security or the like on behalf of the ultimate beneficiaries.



Funding Party/Ultimate Beneficiary party	Fund Received (ICD) (₹ in Lakhs)	Fund Paid (ICD) (₹ in Lakhs)	Date of Fund Received and Date of Fund advanced	Party to whom Funds Given
Inox Wind Limited	551.31	551.31	Various Dates	Marut Shakti Energy India Limited
Inox Wind Limited	1.48	1.48	Various Dates	Satviki Energy Private Limited
Inox Wind Limited	1.48	1.48	Various Dates	Sarayu Wind Power (Tallimadugula) Private Limited
Inox Wind Limited	3.06	3.06	Various Dates	Vinirrrmaa Energy Generation Private Limited
Inox Wind Limited	2.63	2.63	Various Dates	Sarayu Wind Power (Kondapuram) Private Limited
Inox Wind Limited	212.88	212.88	Various Dates	RBRK Investments Limited
Inox Wind Limited	79.43	79.43	Various Dates	Wind Four Renergy Private Limited
Inox Wind Limited	0.78	0.78	Various Dates	Vasuprada Renewables Private Limited
Inox Wind Limited	1.66	1.66	Various Dates	Tempest Wind Energy Private Limited
Inox Wind Limited	1.50	1.50	Various Dates	Allento Wind Energy Private Limited
Inox Wind Limited	2.25	2.25	Various Dates	Flutter Wind Energy Private Limited
Inox Wind Limited	1.42	1.42	Various Dates	Flurry Wind Energy Private Limited
Inox Wind Limited	1.61	1.61	Various Dates	Vuelta Wind Energy Private Limited
Inox Wind Limited	1.45	1.45	Various Dates	Suswind Energy Private Limited
Inox Wind Limited	0.57	0.57	Various Dates	Ripudaman Energy Private Limited
Inox Wind Limited	0.71	0.71	Various Dates	Vibhav Energy Private Limited
Inox Wind Limited	1.37	1.37	Various Dates	Vigodi Wind Energy Private Limited
Inox Wind Limited	0.83	0.83	Various Dates	Haroda Wind Energy Private Limited
Inox Wind Limited	1.27	1.27	Various Dates	Ravapar Wind Energy Private Limited
Inox Wind Limited	1.44	1.44	Various Dates	Khatiyu Wind Energy Private Limited
Inox Wind Limited	2,200.84	2,200.84	Various Dates	Resco Global Wind Service Private Limited

In respect of above transaction, the company has complied relevant provisions of the Foreign Exchange Management Act, 1999, Companies Act 2013 and Prevention of Money-Laundering Act, 2002 to the extent applicable.

(xi) Quarterly returns or statements of the current assets filed by the Company with banks or financial institutions are in agreement with books of accounts except below:-

For the year ended 31 March 2022

Name of Lender and Type of facilities	Return period/Type	Value as per returns submitted	Value as per books of accounts	Reconciliation amount	Reason of material discrepancies
Yes Bank and ICICI Bank (Cash Credit/Working Capital/Demand Loan)	June'21 (Debtors)	26,785.05	26,940.95	155.90	The reported amount reconciles with gross debtors
Yes Bank and ICICI Bank (Cash Credit/Working Capital/Demand Loan)	June'21 (Inventory)	33,627.00	34,769.28	1,142.28	
Yes Bank and ICICI Bank (Cash Credit/Working Capital/Demand Loan)	Sep'21 (Debtors)	28,780.00	28,879.77	99.77	The reported amount reconciles with gross debtors
Yes Bank and ICICI Bank (Cash Credit/Working Capital/Demand Loan)	Sep'21 (Inventory)	30,460.00	40,001.74	9,541.74	
Yes Bank and ICICI Bank (Cash Credit/Working Capital/Demand Loan)	Dec'21 (Debtors)	7,987.00	6,158.84	(1,828.16)	The reported amount reconciles with gross debtors
Yes Bank and ICICI Bank (Cash Credit/Working Capital/Demand Loan)	Dec'21 (Inventory)	1,274.00	1,274.48	0.48	
Yes Bank and ICICI Bank (Cash Credit/Working Capital/Demand Loan)	March'22 (Debtors)	6,239.09	7,068.97	829.88	The reported amount reconciles with gross debtors
Yes Bank and ICICI Bank (Cash Credit/Working Capital/Demand Loan)	March'22 (Inventory)	4,469.00	2,137.81	(2,331.19)	



54: The Code on Social Security, 2020 ('Code') relating to employee benefits during employment and post-employment benefits has received Presidential assent on 28 September 2020. The Code has been published in the Gazette of India. However, the effective date of the Code is yet to be notified and final rules for quantifying the financial impact are also yet to be issued. In view of this, the Company will assess the impact of the Code when relevant provisions are notified and will record related impact, if any, in the period the Code becomes effective.

55: There have been no delays in transferring amounts required to be transferred to the Investor Education and Protection Fund.

56: The Previous year Figures have been regrouped, wherever necessary to confirm the current year Presentation

57: The company has a comprehensive system of maintenance of information and documents as required by the Goods and Services Act ("GST Act"). Since the GST Act requires existence of such information and documentation to be contemporaneous in nature, books of accounts of the company are also subject to filing of GST Periodic and Annual Return as per applicable provisions of GST Act to determine whether the all transactions have been duly recorded and reconcile with the GST Portal. Adjustments, if any, arising while filing the GST Annual Return shall be accounted for as and when the return is filed for the current financial year. However, the management is of the opinion that the aforesaid annual return will not have any material impact on the Standalone financial statements.


58: The Company incorporated following wholly-owned subsidiaries (hereafter called as SPVs) under RfS (Request for Selection) for setting up 250 MW wind farm projects as awarded by Solar Energy Corporation of India (SECI). As on 31 March 2022, there are inter alia 5 SPVs in which project progress is as below:

a) The extended scheduled commissioning date (SCoD) of SPV "Nani Virani Wind Energy Private Limited" was 12 September 2021. Considering office memorandum dated 17 March, 2022 issued by Ministry of New and Renewable Energy, the Company requested for the time extension in the SCoD of the said project of 50MW by 3 months vide letter dated 24 March 2022 and same is pending as on date. The management is in discussion with authorities for necessary approvals/extension.

b) For SPVs namely "Haroda Wind Energy Private Limited", "Khatiyu Wind Energy Private Limited", "Ravapar Wind Energy Private Limited" and "Vigodi Wind Energy Private Limited", the Holding Company has filed petition on 22 March 2022 before Central Electricity Regulatory Commission (CERC), New Delhi for termination of letter of award dated 03 November 2017, Power Purchase Agreement (PPA) dated 27 December 2017 for 200 MW, for relieving from financial implication and releasing of respective bank guarantees. The same is pending before CERC.

As per our report of even date attached
For Dewan P.N. Chopra & Co.
Chartered Accountants
Firm's Registration No 000472N

Sandeep Dahiya
Partner
Membership No. 505371 *



For and on behalf of the Board of Directors

Vineet Valentine Davis
Director
DIN : 06709239

Manoj Dixit
Director
DIN : 06709232

Govind Prakash Rathor


Govind Prakash Rathor
Chief Financial Officer

Pooja Paul

Pooja Paul
Company Secretary

Place : New Delhi
Date : 13 May 2022

Place : Noida
Date : 13 May 2022



Dewan P.N. Chopra & Co.
Chartered Accountants

C-109, Defence Colony, New Delhi - 110 024, India

Phones : +91-11-24645895/96 E-mail : audit@dpncindia.com

INDEPENDENT AUDITOR'S REPORT

To the Members of Inox Green Energy Services Limited

(Formerly known as Inox Wind Infrastructure Services Limited)

Report on the Audit of the Consolidated Financial Statements

Opinion

We have audited the accompanying consolidated financial statements of Inox Green Energy Services Limited (hereinafter referred to as the "Holding Company") and its subsidiaries (Holding Company and its subsidiaries together referred to as "the Group") and its associates, which comprise the consolidated Balance Sheet as at March 31, 2022, and the consolidated statement of Profit and Loss, the consolidated statement of changes in equity and the consolidated cash flows Statement for the year then ended, and notes to the consolidated financial statements, including a summary of significant accounting policies (hereinafter referred to as "the consolidated financial statements").

In our opinion and to the best of our information and according to the explanations given to us, the aforesaid consolidated financial statements give the information required by the Act in the manner so required and give a true and fair view in conformity with the accounting principles generally accepted in India, of their consolidated state of affairs of the Group as at March 31, 2022, of consolidated loss, consolidated changes in equity and its consolidated cash flows for the year then ended.


Basis for Opinion

We conducted our audit in accordance with the Standards on Auditing (SAs) specified under section 143(10) of the Companies Act, 2013. Our responsibilities under those Standards are further described in the Auditor's Responsibilities for the Audit of the Consolidated Financial Statements section of our report. We are independent of the Group in accordance with the Code of Ethics issued by ICAI, and we have fulfilled our other ethical responsibilities in accordance with the provisions of the Companies Act, 2013. We believe that the audit evidence we have obtained is sufficient and appropriate to provide a basis for our opinion.

Emphasis of matter

1. We draw attention to Note 49 of the Consolidated Financials Statement which describes the management's assessment of the impact of the outbreak of Covid-19 on property, plant and equipment, revenue, trade receivables, investments and other assets. The management believes that no adjustments are required in the financial statements as there is no impact in the current financial year. However, in view of highly uncertain economic environment and its likely effect on future revenues due to Covid-19, a definitive assessment of the impact on the subsequent years is dependent upon circumstances as they evolve.

2. We draw attention to Note 41 of the Consolidated Financials Statement which describes that the Group have a system of obtaining periodic confirmation of balances from various parties (other than disputed parties). The External Balance Confirmations were sent to banks and parties and certain party's balances are



Head Office: 57-H, Connaught Circus, New Delhi - 110 001, India Phones : +91-11-23322359/1418 Email : dpnccp@dpncindia.com

Branch Office: D-295, Defence Colony, New Delhi - 110 024, India Phones : +91-11-24645891/92/93 E-mail : dpnc@dpncindia.com


subject to confirmation / reconciliation. Adjustments, if any will be accounted for on confirmation/reconciliation of the same, which in the opinion of the management will not have a material impact.

Our opinion is not modified in respect of the matter.

Key Audit Matters

Key audit matters are those matters that, in our professional judgment, were of most significance in our audit of the consolidated financial statements of the current period. These matters were addressed in the context of our audit of the consolidated financial statements as a whole, and in forming our opinion thereon, and we do not provide a separate opinion on these matters.

The Key Audit Matters	How our audit addressed the key audit matter
Litigation Matters	
<p>The Group has certain significant pending legal proceedings with Judicial/Quasi-Judicial for various complex matters with contractor/transporter, customer and other parties, continuing from earlier years.</p> <p>Further, the Group has material uncertain tax positions including matters under dispute which involves significant judgment to determine the possible outcome of these disputes.</p> <p>Refer to Note 38 of the Consolidated Financial Statements.</p> <p>Due to the complexity involved in these litigation matters, management's judgement regarding recognition and measurement of provisions for these legal proceedings is inherently uncertain and might change over time as the outcomes of the legal cases are determined. Accordingly, it has been considered as a key audit matter.</p>	<ul style="list-style-type: none"> ➤ Assessed the management's position through discussions with the in-house legal expert and external legal opinions obtained by the Holding Company (where considered necessary) on both, the probability of success in the aforesaid cases, and the magnitude of any potential loss. ➤ Discussed with the management on the development in these litigations during the year ended March 31, 2022. ➤ Rolled out of enquiry letters to the Holding Company's management and noted the responses received and assessed the same. ➤ Assessed the objectivity, independence and competence of the Company's legal counsel (where applicable) involved in the process and legal experts engaged by the company, if any. ➤ Reviewed the disclosures made by the Group in the financial statements in this regard.
<p>Discontinued operations</p> <p>Refer note 32 to the accompanying consolidated financial statements for the accounting policy and related disclosures respectively. On 06 October 2021, as a part of the business reorganization, the Holding Company's Board of Directors have approved transfer of its EPC business to wholly owned subsidiary ('WOS') of its Company, Inox Wind Limited ('IWL'), RESCO Global Wind Service Limited ('RESCO'), with an objective to segregate the EPC Business and Operations and Maintenance Business (referred as 'O&M Business') of the Company. The divestment has been approved by the shareholders of the Holding Company in their Extraordinary General Meeting held on 21 October 2021.</p> <p>Subsequently on 31 December 2021, to implement the above divesture, the Holding Company has executed a Business Transfer Agreement ('BTA') with RESCO to</p>	<p>Our audit procedures included, but were not limited to, the following in relation to the discontinued operations:</p> <ul style="list-style-type: none"> ➤ Obtained an understanding of the management process for ensuring classification, measurement, disclosure and allocations for the identified disposal groups ➤ Referred the BTA signed between the Holding Company and RESCO for divestment of EPC Business segment; ➤ Reviewed the assessment performed by the management for accounting and presentation of these transactions in accordance with applicable accounting standards ➤ Reviewed the assets and liabilities being transferred to RESCO are in accordance with the terms of BTA ➤ Tested the arithmetical accuracy of computations used by management to determine the amounts being transferred ➤ Assessed management's conclusions regarding the



<p>transfer EPC business undertaking, together with all assets and liabilities as specified in the BTA in relation to the EPC business as a going concern through slump sale. The assets and liabilities of the EPC business amounting to ₹98,598.55 lakhs and ₹98,128.71 lakhs respectively are transferred to RESCO from the date BTA becoming effective and difference on assets and liabilities amounting ₹469.84 lakhs on transfer of the EPC Business undertaking has recorded as purchase consideration receivable. The Holding company has completed its compliance with the terms and conditions of BTA on 31 December 2021 and consequently, the BTA has become effective from that date.</p> <p>We identified this as a key audit matter for current year audit in view of the significance of the impact of these restructuring transactions have on the consolidated financial statements including the amounts involved and exercise of management judgments with respect to identification and segregation of assets and liabilities and allocation of costs pertaining to EPC Business segment and O&M Business Segment.</p>	<p>allocations of the asset, liabilities, income and expenses that are assigned to the discontinued operations for the respective segments</p> <ul style="list-style-type: none"> ➤ Assessed reasonableness of management's judgement with respect to the likelihood and expected timing of the implementation of the restructuring; ➤ Verified the disclosure and presentation of financial statement in accordance with Ind AS- 105 'Noncurrent Assets held for sale and discontinued operations' ➤ Assessed the appropriateness and adequacy of the related disclosures in the consolidated financial statements of the Group in accordance with the applicable accounting standards.
<p>Alternate audit procedure carried out in light of COVID-19 outbreaks</p>	
<p>As precautionary measures against COVID-19, the statutory audit was conducted via making arrangements to provide requisite documents/ information through an electronic medium as an alternative audit procedure.</p> <p>We have identified such an alternative audit procedure as a key audit matter.</p>	<p>As a part of the alternative audit procedure, the Group has made available the following information/ records/ documents/ explanations to us through e-mail and remote secure network of the Group: -</p> <ul style="list-style-type: none"> a) Scanned copies of necessary records/documents deeds, certificates and the related records made available electronically through e-mail or remote secure network of the Group; and b) By way of enquiries through video conferencing, dialogues and discussions over the phone, e-mails and similar communication channels. <p>It has also been represented by the management that the data and information provided electronically for the purpose of our audit are correct, complete, reliable and are directly generated from the accounting system of the Company, extracted from the records and files, without any further manual modifications so as to maintain its integrity, authenticity, readability and completeness. In addition, based on our review of the various internal audit reports/inspection reports (as applicable), nothing has come to the knowledge that makes us believe that such an alternate audit procedure would not be adequate.</p>

Other Information [or another title if appropriate such as "Information Other than the Consolidated Financial Statements and Auditor's Report Thereon"]

The Holding Company's Board of Directors is responsible for the other information. The other information comprises the information included in the Management Discussion and Analysis, Board's Report including Annexures to Board's Report, Corporate Governance and Shareholder's Information (hereinafter referred to as



"the Reports"), but does not include the Consolidated Financial Statements and our auditor's report thereon. The Report is expected to be made available to us after the date of this auditor's report.

Our opinion on the consolidated financial statements does not cover the other information and we do not express any form of assurance conclusion thereon.

In connection with our audit of the Consolidated financial statements, our responsibility is to read the other information identified above when it becomes available and, in doing so, consider whether the other information is materially inconsistent with the Standalone financial statements or our knowledge obtained in the audit, or otherwise appears to be materially misstated.

Responsibilities of Management and Those Charged with Governance for the Consolidated Financial Statements

The Holding Company's Board of Directors is responsible for the preparation and presentation of these consolidated financial statements in term of the requirements of the Companies Act, 2013 that give a true and fair view of the consolidated financial position, consolidated financial performance and consolidated cash flows of the Group including its Associates in accordance with the accounting principles generally accepted in India, including the Accounting Standards specified under section 133 of the Act. The respective Board of Directors of the companies included in the Group and of its associates are responsible for maintenance of adequate accounting records in accordance with the provisions of the Act for safeguarding the assets of the Group and for preventing and detecting frauds and other irregularities; the selection and application of appropriate accounting policies; making judgments and estimates that are reasonable and prudent; and the design, implementation and maintenance of adequate internal financial controls, that were operating effectively for ensuring accuracy and completeness of the accounting records, relevant to the preparation and presentation of the financial statements that give a true and fair view and are free from material misstatement, whether due to fraud or error, which have been used for the purpose of preparation of the consolidated financial statements by the Directors of the Holding Company, as aforesaid.

In preparing the consolidated financial statements, the respective Board of Directors of the companies included in the Group and of its associates are responsible for assessing the ability of the Group and of its associates to continue as a going concern, disclosing, as applicable, matters related to going concern and using the going concern basis of accounting unless management either intends to liquidate the Group or to cease operations, or has no realistic alternative but to do so.


The respective Board of Directors of the companies included in the Group and of its associates are responsible for overseeing the financial reporting process of the Group and of its associates.

Auditor's Responsibilities for the Audit of the Consolidated Financial Statements

Our objectives are to obtain reasonable assurance about whether the consolidated financial statements as a whole are free from material misstatement, whether due to fraud or error, and to issue an auditor's report that includes our opinion. Reasonable assurance is a high level of assurance, but is not a guarantee that an audit conducted in accordance with SAs will always detect a material misstatement when it exists. Misstatements can arise from fraud or error and are considered material if, individually or in the aggregate, they could reasonably be expected to influence the economic decisions of users taken on the basis of these consolidated financial statements.

As part of an audit in accordance with SAs, we exercise professional judgment and maintain professional skepticism throughout the audit. We also:

- Identify and assess the risks of material misstatement of the consolidated financial statements, whether due to fraud or error, design and perform audit procedures responsive to those risks, and obtain audit evidence that is sufficient and appropriate to provide a basis for our opinion. The risk of not detecting a material misstatement resulting from fraud is higher than for one resulting from error, as fraud may involve collusion, forgery, intentional omissions, misrepresentations, or the override of internal control.
- Obtain an understanding of internal control relevant to the audit in order to design audit procedures that are appropriate in the circumstances. Under section 143(3)(i) of the Companies Act, 2013, we are also responsible



for expressing our opinion on whether the company has adequate internal financial controls with reference to financial statements in place and the operating effectiveness of such controls.

- Evaluate the appropriateness of accounting policies used and the reasonableness of accounting estimates and related disclosures made by management.

- Conclude on the appropriateness of management's use of the going concern basis of accounting and, based on the audit evidence obtained, whether a material uncertainty exists related to events or conditions that may cast significant doubt on the ability of the Group and its associates to continue as a going concern. If we conclude that a material uncertainty exists, we are required to draw attention in our auditor's report to the related disclosures in the consolidated financial statements or, if such disclosures are inadequate, to modify our opinion. Our conclusions are based on the audit evidence obtained up to the date of our auditor's report. However, future events or conditions may cause the Group and its associates to cease to continue as a going concern.

- Evaluate the overall presentation, structure and content of the consolidated financial statements, including the disclosures, and whether the consolidated financial statements represent the underlying transactions and events in a manner that achieves fair presentation.

- Obtain sufficient appropriate audit evidence regarding the financial information of the entities or business activities within the Group and its associates to express an opinion on the consolidated financial statements. We are responsible for the direction, supervision and performance of the audit of the financial statements of such entities included in the consolidated financial statements of which we are the independent auditors. For the other entities included in the consolidated financial statements, which have been audited by other auditors, such other auditors remain responsible for the direction, supervision and performance of the audits carried out by them. We remain solely responsible for our audit opinion.

Materiality is the magnitude of misstatements in the consolidated financial statements that, individually or in aggregate, makes it probable that the economic decisions of a reasonably knowledgeable user of the consolidated financial statements may be influenced. We consider quantitative materiality and qualitative factors in (i) planning the scope of our audit work and in evaluating the results of our work; and (ii) to evaluate the effect of any identified misstatements in the consolidated financial statements.

We communicate with those charged with governance of the Holding Company and such other entities included in the consolidated financial statements of which we are the independent auditors regarding, among other matters, the planned scope and timing of the audit and significant audit findings, including any significant deficiencies in internal control that we identify during our audit.

We also provide those charged with governance with a statement that we have complied with relevant ethical requirements regarding independence, and to communicate with them all relationships and other matters that may reasonably be thought to bear on our independence, and where applicable, related safeguards.

From the matters communicated with those charged with governance, we determine those matters that were of most significance in the audit of the consolidated financial statements of the current period and are therefore the key audit matters. We describe these matters in our auditor's report unless law or regulation precludes public disclosure about the matter or when, in extremely rare circumstances, we determine that a matter should not be communicated in our report because the adverse consequences of doing so would reasonably be expected to outweigh the public interest benefits of such communication.

Other Matters

The consolidated financial statements also include the Group's share of net profit/loss of Rs. Nil for the year ended 31st March, 2022, as considered in the consolidated financial statements, in respect of 4 associates, whose financial statements have not been audited by us. These financial statements have been audited by other auditors whose reports have been furnished to us by the Management and our opinion on the consolidated financial statements, in so far as it relates to the amounts and disclosures included in respect of these subsidiaries and associates, and our report in terms of sub-section (3) of Section 143 of the Act, in so far as it relates to the aforesaid subsidiaries, and associates, is based solely on the reports of the other auditors.



Our opinion on the consolidated financial statements, and our report on Other Legal and Regulatory Requirements below, is not modified in respect of the above matters with respect to our reliance on the work done and the reports of the other auditors and the financial statements / financial information certified by the Management.

Report on Other Legal and Regulatory Requirements

As required by the Companies (Auditor's Report) Order, 2020 ("the Order") issued by the Central Government of India in terms of Section 143(11) of the Act, we give in the "Annexure A" a statement on the matters specified in paragraphs 3 and 4 of the Order, to the extent applicable.

2. With respect to the other matters to be included in the Auditor's Report in accordance with the requirements of section 197(16) of the Act, as amended:

In our opinion and to the best of our information and according to the explanations given to us, the remuneration paid by the Company to its directors during the year is in accordance with the provisions of section 197 of the Act.

3. As required by Section 143(3) of the Act, [based on our audit and on the consideration of report of the other auditors on separate financial statements and the other financial information of associates, as noted in the other matter 'paragraph,]we report, to the extent applicable, that:

- (a) We have sought and obtained all the information and explanations which to the best of our knowledge and belief were necessary for the purposes of our audit of the aforesaid consolidated financial statements.
- (b) In our opinion, proper books of account as required by law relating to preparation of the aforesaid consolidated financial statements have been kept so far as it appears from our examination of those books and the reports of the other auditors.
- (c) The Consolidated Balance Sheet, the Consolidated Statement of Profit and Loss, and the Consolidated Cash Flow Statement and Consolidated Statement of Changes in equity dealt with by this Report are in agreement with the relevant books of account maintained for the purpose of preparation of the consolidated financial statements.
- (d) In our opinion, the aforesaid consolidated financial statements comply with the Accounting Standards specified under Section 133 of the Act.
- (e) On the basis of the written representations received from the directors of the Holding Company as on 31st March, 2022 taken on record by the Board of Directors of the Holding Company and the reports of the statutory auditors of its subsidiary companies, associate companies none of the directors of the Group companies and its associate companies is disqualified as on 31st March, 2022 from being appointed as a director in terms of Section 164 (2) of the Act.
- (f) With respect to the adequacy of internal financial controls over financial reporting of the Holding Company, its subsidiary companies and associate companies and the operating effectiveness of such controls, refer to our separate report in Annexure "B".
- (g) With respect to the other matters to be included in the Auditor's Report in accordance with Rule 11 of the Companies (Audit and Auditor's) Rules, 2014, in our opinion and to the best of our information and according to the explanations given to us and based on the consideration of the report of the other auditors on separate financial statements as also the other financial information of the associates, as noted in the other matter paragraph.



i. The consolidated financial statements disclose the impact of pending litigations on the consolidated financial position of the Group and its associates– Refer Note 38 to the consolidated financial statements.

ii. Provision has been made in the consolidated financial statements, as required under the applicable law or accounting standards, for material foreseeable losses, if any, on long-term contracts including derivative contracts – Refer (a) Note 34 to the consolidated financial statements in respect of such items as it relates to the Group and its associates and (b) the Group's share of net profit/loss in respect of its associates.

iii. There were no amounts which were required to be transferred to the Investor Education and Protection Fund by the Holding Company, and its subsidiary companies, associate companies.


iv. (i) The management has represented that, to the best of it's knowledge and belief, as disclosed in the notes to the accounts, no funds have been advanced or loaned or invested (either from borrowed funds or share premium or any other sources or kind of funds) by the Holding Company, and its subsidiary companies, associate companies to or in any other person(s) or entity (ies), including foreign entities ("Intermediaries"), with the understanding, whether recorded in writing or otherwise, that the Intermediary shall, whether, directly or indirectly lend or invest in other persons or entities identified in any manner whatsoever by or on behalf of the Holding Company, and its subsidiary companies, associate companies ("Ultimate Beneficiaries") or provide any guarantee, security or the like on behalf of the Ultimate Beneficiaries;


(ii) The management has represented, that, to the best of it's knowledge and belief, as disclosed in the notes to the accounts, no funds have been received by the Holding Company, and its subsidiary companies, associate companies from any person(s) or entity (ies), including foreign entities ("Funding Parties"), with the understanding, whether recorded in writing or otherwise, that the Holding Company, and its subsidiary companies and associate companies shall, whether, directly or indirectly, lend or invest in other persons or entities identified in any manner whatsoever by or on behalf of the Funding Party ("Ultimate Beneficiaries") or provide any guarantee, security or the like on behalf of the Ultimate Beneficiaries; and

(iii) Based on the audit procedures that has considered reasonable and appropriate in the circumstances, nothing has come to our notice that has caused them to believe that the representations under sub-clause (i) and (ii) contain any material misstatement.

v. There is no dividend declared or paid during the year by the Holding Company, and its subsidiary companies and associate companies

For Dewan P. N. Chopra & Co
Chartered Accountants
Firm Regn. No. 000472N


Sandeep Dahiya
Partner
Membership No. 505371
UDIN: 22505371A



Place of Signature: New Delhi
Date: 13th May 2022

ANNEXURE-A TO THE INDEPENDENT AUDITORS' REPORT

(Referred to in paragraph - 1 under the heading of "Report on Other Legal and Regulatory Requirements" of our Report of even date.)

Based on the audit procedures performed for the purpose of reporting a true and fair view on the consolidated financial statements of the Company and taking into consideration the information and explanations given by the management and the books of account and other records examined by us in the normal course of audit and to the best of our knowledge and belief, we report that: -

(xxi) According to the information and explanations given to us, there have been no qualifications or adverse remarks by the respective auditors in the Companies (Auditor's Report) Order, 2020 (CARO) reports of the companies included in the consolidated financial statements, except for the following:

Sr. No.	Name	CIN	Holding Company/subsidiary/ Associate	Clause number of the CARO report which is qualified or adverse
(a)	(b)	(c)	(d)	(e)
1	Inox Green Energy Services Limited	U45207GJ2012PLC070279	Holding Company	Clause ii (b), Clause vii (a), Clause ix(d), Clause (xvii)
2	Aliento Wind Energy Private Limited	U40300GJ2018PTC100585	Subsidiary Company	Clause vii(a) and Clause xvii
3	Flurry Wind Energy Private Limited	U40200GJ2018PTC100607	Subsidiary Company	Clause vii(a) and Clause xvii
4	Flutter Wind Energy Private Limited	U40300GJ2018PTC100609	Subsidiary Company	Clause vii(a) and Clause xvii
5	Haroda Wind Energy Private Limited	U40300GJ2017PTC099818	Subsidiary Company	Clause xvii
6	Khatiyu Wind Energy Private Limited	U40300GJ2017PTC099831	Subsidiary Company	Clause xvii
7	Ravapar Wind Energy Private Limited	U40300GJ2017PTC099854	Subsidiary Company	Clause xvii
8	Ripudaman Urja Private Limited	U40300GJ2017PTC097140	Subsidiary Company	Clause xvii
9	Suswind Power Private Limited	U40300GJ2017PTC097128	Subsidiary Company	Clause vii(a) and Clause xvii
10	Tempest Wind Energy Private Limited	U40106GJ2018PTC100590	Subsidiary Company	Clause vii(a) and Clause xvii
11	Vasuprada Renewable Private Limited	U40100GJ2017PTC097130	Subsidiary Company	Clause vii(a) and Clause xvii
12	Vibhav Energy Private Limited	U40106GJ2017PTC098230	Subsidiary Company	Clause xvii
13	Vigodi Wind Energy Private Limited	U40300GJ2017PTC099851	Subsidiary Company	Clause xvii
14	Vuelta Wind Energy Private Limited	U40106GJ2018PTC100591	Subsidiary Company	Clause vii(a) and Clause xvii



15	Wind Four Renergy Private Limited	U40300GJ2017PTC09700 3	Subsidiary Company	Clause vii(a) and Clause xvii
16	Nani Virani Wind Energy Private Limited	U40300GJ2017PTC09985 2	Subsidiary Company	Clause xvii
17	Wind One Renergy Limited	U40106GJ2017PLC09708 8	Associate Company	Clause xvii
18	Wind Three Renergy Limited	U40200GJ2017PLC09695 6	Associate Company	Clause xvii
19	Wind Five Renergy Limited	U40100GJ2017PLC09697 3	Associate Company	Clause xvii

For **Dewan P. N. Chopra & Co.**

Chartered Accountants

Firm Regn. No. 000472N

Sandeep Dahiya

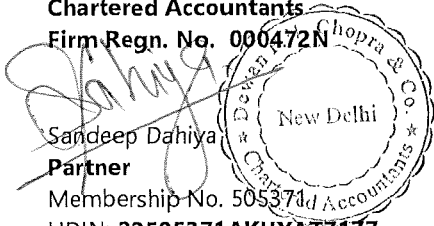
Partner

Membership No. 50537d

UDIN: 22505371AKUXAT7177

Place of Signature: New Delhi

Date: 13th May 2022



ANNEXURE – “B” TO THE INDEPENDENT AUDITOR’S REPORT OF EVEN DATE ON THE CONSOLIDATED FINANCIAL STATEMENTS OF Inox Green Energy Services Limited

Report on the Internal Financial Controls Over Financial Reporting under Clause (i) of Sub-section 3 of Section 143 of the Companies Act, 2013 (“the Act”)

In conjunction with our audit of the consolidated financial statements of the Company as of and for the year ended March 31, 2022, we have audited the internal financial controls over financial reporting of **Inox Green Energy Services Limited** (hereinafter referred to as “the Holding Company”) and its subsidiary companies and its associate companies, which are companies incorporated in India, as of that date.

Management’s Responsibility for Internal Financial Controls

The respective Board of Directors of the Holding company, its subsidiary companies and its associate companies, which are companies incorporated in India, are responsible for establishing and maintaining internal financial controls based on the internal control over financial reporting criteria established by the respective company considering the essential components of internal control stated in the Guidance Note on Audit of Internal Financial Controls Over Financial Reporting issued by the Institute of Chartered Accountants of India (ICAI). These responsibilities include the design, implementation and maintenance of adequate internal financial controls that were operating effectively for ensuring the orderly and efficient conduct of its business, including adherence to the respective company’s policies, the safeguarding of its assets, the prevention and detection of frauds and errors, the accuracy and completeness of the accounting records, and the timely preparation of reliable financial information, as required under the Companies Act, 2013.

Auditors’ Responsibility


Our responsibility is to express an opinion on the Company’s internal financial controls over financial reporting based on our audit. We conducted our audit in accordance with the Guidance Note on Audit of Internal Financial Controls Over Financial Reporting (the “Guidance Note”) issued by the ICAI and the Standards on Auditing, issued by ICAI and deemed to be prescribed under section 143(10) of the Companies Act, 2013, to the extent applicable to an audit of internal financial controls, both issued by the Institute of Chartered Accountants of India. Those Standards and the Guidance Note require that we comply with ethical requirements and plan and perform the audit to obtain reasonable assurance about whether adequate internal financial controls over financial reporting was established and maintained and if such controls operated effectively in all material respects.

Our audit involves performing procedures to obtain audit evidence about the adequacy of the internal financial controls system over financial reporting and their operating effectiveness. Our audit of internal financial controls over financial reporting included obtaining an understanding of internal financial controls over financial reporting, assessing the risk that a material weakness exists, and testing and evaluating the design and operating effectiveness of internal control based on the assessed risk. The procedures selected depend on the auditor’s judgement, including the assessment of the risks of material misstatement of the financial statements, whether due to fraud or error.

We believe that the audit evidence we have obtained and the audit evidence obtained by the other auditors in terms of their reports referred to in the Other Matters paragraph below, is sufficient and appropriate to provide a basis for our audit opinion on the Company’s internal financial controls system over financial reporting.

Meaning of Internal Financial Controls over Financial Reporting

A company’s internal financial control over financial reporting is a process designed to provide reasonable assurance regarding the reliability of financial reporting and the preparation of financial statements for external purposes in accordance with generally accepted accounting principles. A company’s internal financial control over financial reporting includes those policies and procedures that (1) pertain to the maintenance of records that, in reasonable detail, accurately and fairly reflect the transactions and dispositions of the assets of the company; (2) provide reasonable assurance that transactions are recorded as necessary to permit preparation



of financial statements in accordance with generally accepted accounting principles, and that receipts and expenditures of the company are being made only in accordance with authorisations of management and directors of the company; and (3) provide reasonable assurance regarding prevention or timely detection of unauthorised acquisition, use, or disposition of the company's assets that could have a material effect on the financial statements.

Inherent Limitations of Internal Financial Controls Over Financial Reporting

Because of the inherent limitations of internal financial controls over financial reporting, including the possibility of collusion or improper management override of controls, material misstatements due to error or fraud may occur and not be detected. Also, projections of any evaluation of the internal financial controls over financial reporting to future periods are subject to the risk that the internal financial control over financial reporting may become inadequate because of changes in conditions, or that the degree of compliance with the policies or procedures may deteriorate.

Opinion

In our opinion, the Holding Company, its subsidiary companies and its associate companies, which are companies incorporated in India, have, in all material respects, an adequate internal financial controls system over financial reporting and such internal financial controls over financial reporting were operating effectively as at March 31, 2022, based on the internal control over financial reporting criteria established by the Company considering the essential components of internal control stated in the Guidance Note on Audit of Internal Financial Controls Over Financial Reporting issued by the ICAI

Other Matters

Our aforesaid reports under Section 143(3)(i) of the Act on the adequacy and operating effectiveness of the internal financial controls over financial reporting insofar as it relates to 4 associate companies is based on the corresponding reports of the auditors of such companies incorporated in India.

For Dewan P. N. Chopra & Co.

Chartered Accountants

Firm Regn. No. 000472


Sandeep Dahiya
Partner

Membership No. 305371

UDIN: 22505371

Place of Signature: New Delhi

Date: 13th May 2022




INOX GREEN ENERGY SERVICES LIMITED (formerly known as Inox Wind Infrastructure Services Limited)

CIN: U45207GJ2012PLC070279

Consolidated Balance Sheet as at 31 March 2022

(₹ in Lakhs)

Particulars	Notes	As at 31 March 2022	As at 31 March 2021
ASSETS			
Non-current assets			
(a) Property, plant and equipment	5	95,296.56	76,450.33
(b) Capital work-in-progress	5a	13,282.82	25,098.94
(c) Intangible assets	6	0.97	1.55
(d) Financial assets			
(i) Investments			
-In associates	7	3,251.00	3,251.00
(ii) Other non-current financial assets	8	50,957.97	47,340.86
(e) Deferred tax assets (net)	9	12,461.18	9,893.77
(f) Income tax assets (net)	9A	1,641.33	1,345.02
(g) Other non-current assets	10	860.00	1,482.73
Total Non-current assets		1,77,751.83	1,64,864.20
Current assets			
(a) Inventories	11	2,137.81	35,498.29
(b) Financial assets			
(i) Trade receivables	12	6,804.65	22,320.05
(ii) Cash and cash equivalents	13	4,471.62	12,023.16
(iii) Bank balances other than (ii) above	14	6,565.17	927.60
(iv) Loans	15	3,114.76	878.71
(v) Other current financial assets	8	2,221.73	4,031.98
(c) Other current assets	10	8,996.04	28,734.56
Total Current assets		34,311.78	1,04,414.35
TOTAL ASSETS		2,12,063.61	2,69,278.55



INOX GREEN ENERGY SERVICES LIMITED (formerly known as Inox Wind Infrastructure Services Limited)

CIN: U45207GJ2012PLC070279

Consolidated Balance Sheet as at 31 March 2022

(₹ in Lakhs)

Particulars	Notes	As at 31 March 2022	As at 31 March 2021
EQUITY AND LIABILITIES			
EQUITY			
(a) Equity share capital	16	23,501.63	12,861.99
(b) Equity component of compound financial instrument	18(f)	-	3,290.28
(c) Other equity	17	57,160.83	(11,857.20)
Total equity		80,662.46	4,295.07
LIABILITIES			
Non-current liabilities			
(a) Financial liabilities			
(i) Borrowings	18	31,944.80	34,918.56
(ii) Other financial liabilities	23	-	480.23
(b) Provisions	19	219.25	200.87
(c) Other non-current liabilities	20	23,856.42	5,842.13
Total non-current liabilities		56,020.47	41,441.79
Current liabilities			
(a) Financial liabilities			
(i) Borrowings	21	58,471.80	1,06,183.83
(ii) Trade payables	22	-	66.56
a) total outstanding dues of micro enterprises and small enterprises		-	66.56
b) total outstanding dues of creditors other than micro enterprises and small enterprises		8,026.26	51,857.90
(iii) Other financial liabilities	23	1,827.57	30,001.25
(b) Other current liabilities	20	7,045.98	35,384.89
(c) Provisions	19	9.07	47.26
Total current liabilities		75,380.68	2,23,541.69
TOTAL EQUITY AND LIABILITIES		2,12,063.61	2,69,278.55

The accompanying notes (1 to 60) are an integral part of the consolidated financial statements

As per our report of even date attached

For Dewan PN Chopra & Co.


Chartered Accountants

Firm's Registration No 000472N

Sandeep Dahiya

Partner

Membership No. 805371



For and on behalf of the Board of Directors

Manoj Dixit

Whole-time Director

DIN : 06709232

Govind Prakash Rathore

Chief Financial Officer

Place : Noida

Date : 13 May 2022

Vineet Valentine Davis

Director


DIN : 06709239

Pooja Paul

Company Secretary

Place : New Delhi

Date : 13 May 2022





INOX GREEN ENERGY SERVICES LIMITED (formerly known as Inox Wind Infrastructure Services Limited)

CIN: U45207GJ2012PLC070279

Consolidated Statement of Profit and Loss for the year ended 31 March 2022

Particulars	Notes	(₹ in Lakhs)	
		Year ended 31 March 2022	Year ended 31 March 2021
Revenue			
Revenue from operations	24	17,216.63	17,224.74
Other income	25	1,806.58	1,403.79
Total Revenue (I)		19,023.21	18,628.53
Expenses			
O&M, Common infrastructure facility expenses	26	4,829.57	5,390.37
Purchases of stock-in-trade	26a	2,219.83	-
Changes in inventories	26b	(776.48)	-
Employee benefits expense	27	2,166.13	1,879.40
Finance costs	28	5,480.17	6,052.70
Depreciation and amortisation expense	29	5,016.49	4,908.26
Other expenses	30	558.14	1,732.95
Total Expenses (II)		19,493.85	19,963.68
Less: Expenditure capitalised		-	-
Net Expenses		19,493.85	19,963.68
Share of profit/(loss) of associates (III)		-	(1,899.14)
Profit before exceptional items and tax (I - II + III = IV)		(470.64)	(3,234.29)
Exceptional item (V)		-	-
Profit/(loss) before tax (IV-V=VI)		(470.64)	(3,234.29)
Tax expense (VII):	41		
Current tax		-	-
MAT credit entitlement		-	-
Deferred tax		24.46	(461.31)
Taxation pertaining to earlier years		-	-
		24.46	(461.31)
Profit/(Loss) after tax for the year from continuing operations (VI-VII=VIII)		(495.10)	(2,772.98)
Discontinued operations (Refer Note 32)			
Profit/(Loss) for the year from discontinued operations		(10,941.99)	(15,997.24)
Other comprehensive income		(4.67)	13.92
Tax credit from discontinued operations		(2,122.14)	(3,404.02)
Profit/(loss) from Discontinued operations (after tax) (IX)		(8,824.52)	(12,579.30)
Profit/(loss) after tax for the year (VIII+IX=X)		(9,319.62)	(15,352.28)
Other Comprehensive income			
A (i) Items that will not be reclassified to profit or loss			
Remeasurement of defined benefit obligation		44.02	1.00
Tax on above		(15.38)	(0.36)
Total Other Comprehensive income (XI)		28.64	0.64
Total Comprehensive income for the year (X + XI)		(9,290.98)	(15,351.64)
Profit for the year attributable to :			
-Owners of the company		(9,319.62)	(15,352.28)
-Non-Controlling interests		-	-
		(9,319.62)	(15,352.28)



INOX GREEN ENERGY SERVICES LIMITED (formerly known as Inox Wind Infrastructure Services Limited)


CIN: U45207GJ2012PLC070279


Consolidated Statement of Profit and Loss for the year ended 31 March 2022

Particulars	Notes	(₹ in Lakhs)	
		Year ended 31 March 2022	Year ended 31 March 2021
Other Comprehensive income for the year from continuing operations			
-Owners of the company		28.64	0.64
-Non- Controlling interests		-	-
		<u>28.64</u>	<u>0.64</u>
Total Comprehensive income for the year			
-Owners of the company		(9,290.98)	(15,351.64)
-Non- Controlling interests		-	-
		<u>(9,290.98)</u>	<u>(15,351.64)</u>
Earnings per share for continuing operations [Face value of ₹10 per share]	31		
Basic earnings (not annualised) (in ₹)		(0.25)	(2.29)
Diluted earnings (not annualised) (in ₹)		(0.25)	(2.29)
Earnings per share for discontinued operations [Face value of ₹10 per share]	31		
Basic earnings (not annualised) (in ₹)		(4.47)	(10.38)
Diluted earnings (not annualised) (in ₹)		(4.47)	(10.38)


The accompanying notes (1 to 60) are an integral part of the consolidated financial statements


As per our report of even date attached
For Dewan PN Chopra & Co.
Chartered Accountants
Firm's Registration No 000472N


Sandeep Dahiya
Partner
Membership No. 50537



For and on behalf of the Board of Directors


Manoj Dixit
Whole-time Director
DIN : 06709232



Vineet Valentine Davis
Director
DIN : 06709239


Govind Prakash Rathore
Chief Financial Officer


Pooja Paul
Company Secretary

Place : New Delhi
Date : 13 May 2022

Place : Noida
Date : 13 May 2022




INOX GREEN ENERGY SERVICES LIMITED (formerly known as Inox Wind Infrastructure Services Limited)

CIN: U45207GJ2012PLC070279

Consolidated statement of cash flows for the year ended 31 March 2022

Particulars	(₹ In Lakhs)	
	Year ended 31 March 2022	Year ended 31 March 2021
Cash flows from operating activities		
Profit/(loss) for the year after tax from continuing operations	(495.10)	(2,772.90)
Profit/(loss) for the year after tax from discontinued operations	(8,819.85)	(12,593.20)
Adjustments for:		
Tax expense	(2,097.69)	(3,865.33)
Finance costs	10,449.25	14,495.33
Interest income	(312.43)	(197.54)
Share of (profit)/loss of associates	-	2,643.35
Bad debts, remissions and liquidated damages	-	1,364.81
Allowance for expected credit losses	3,555.85	1,996.03
Depreciation and amortisation expenses	5,018.01	4,911.09
Net (gains)/loss on derivative portion of compound financial instrument	-	(695.73)
Profit on sale of investment	(81.61)	-
Loss on Disposal of Subsidiaries	993.78	-
Impairment in value of inter-corporate deposit to subsidiary	(4,719.36)	-
Loss on sale / disposal of property, plant and equipment	2,160.28	4,833.40
Net (gains)/loss on Mutual Fund	-	(13.90)
	5,651.13	10,105.41
Movements in working capital:		
(Increase)/Decrease in Trade receivables	13,543.38	(1,777.66)
(Increase)/Decrease in Inventories	30,581.99	637.22
(Increase)/Decrease in Other financial assets	(3,114.61)	(5,705.60)
(Increase)/Decrease in Other assets	19,683.99	(3,194.80)
Increase/(Decrease) in Trade payables	(38,999.87)	11,697.48
Increase/(Decrease) in Other financial liabilities	(2,148.96)	(13,155.20)
Increase/(Decrease) in Other liabilities	(10,688.63)	4,698.80
Increase/(Decrease) in Provisions	17.03	127.60
	14,525.45	3,433.25
Cash generated from operations	14,525.45	3,433.25
Income taxes paid	(422.45)	1,439.99
Net cash generated from operating activities	14,103.00	4,873.24
Cash flows from investing activities		
Purchase of property, plant and equipment (including changes in capital WIP, capital creditors/advances)	(14,953.43)	(10,158.03)
Sale of Investment in subsidiaries & associates	278.52	(735.30)
(Purchase)/sale of mutual funds	-	299.38
Interest received	1,966.70	174.26
Inter corporate deposits given	2,347.49	(241.51)
Inter corporate deposits received back	824.25	-
Movement in Bank fixed deposits	(5,804.65)	136.82
	(15,341.12)	(10,524.38)
Net cash (used in) investing activities	(15,341.12)	(10,524.38)
Cash flows from financing activities		
Proceeds from non-current borrowings	30,339.77	30,787.78
Repayment of non-current borrowings	(13,583.33)	(24,656.16)
Proceeds from/(repayment of) short term borrowings (net)	(8,682.06)	22,492.60
Finance costs	(14,387.80)	(11,273.84)
	(6,313.42)	17,350.38
Net cash generated from financing activities	(6,313.42)	17,350.38
Net increase/(decrease) in cash and cash equivalents	(7,551.54)	11,699.24
Cash and cash equivalents at the beginning of the year	12,023.16	331.67
On account consolidation adjustment*	-	5.62
Eliminated on disposal of subsidiary	-	(13.37)
Cash and cash equivalents at the end of the year	4,471.62	12,023.16



INOX GREEN ENERGY SERVICES LIMITED (formerly known as Inox Wind Infrastructure Services Limited)

CIN: U45207GJ2012PLC070279

Consolidated statement of cash flows for the year ended 31 March 2022

(₹ in Lakhs)

Particulars	Year ended 31 March 2022	Year ended 31 March 2021
-------------	-----------------------------	-----------------------------

Changes in liabilities arising from financing activities during the year ended 31 March 2022

Particulars	(₹ in Lakhs)		
	Current borrowings	Non Current borrowings	Equity Share Capital
Opening Balance	88,067.65	57,750.05	11,621.30
Conversion of Debenture into Equity	-	(20,000.00)	2,480.21
Conversion of ICD into Equity	(40,000.00)	-	4,859.51
Transfer through BTA	(24,359.42)	(6,500.00)	-
Cash flows	(8,682.06)	16,756.44	-
Interest expense	-	4,474.32	-
Interest paid/ Conversion in Equity	9,690.90	(6,420.00)	-
Conversion of ICD into Preference shares	20,000.00	-	-
Others	-	-	3,299.92
Consolidation Adjustment	-	-	-
Closing Balance	44,717.07	46,060.81	22,260.94

Changes in liabilities arising from financing activities during the year ended 31 March 2021

Particulars	(₹ in Lakhs)		
	Current borrowings	Non Current borrowings	Equity Share Capital
Opening Balance	53,157.30	59,286.50	11,621.30
Conversion of Debenture into Equity	-	(10,000.00)	1,240.70
Cash flows	22,492.60	6,131.62	-
Interest expense	5,903.34	4,871.94	-
Interest paid	-	(5,442.94)	-
Unwinding cost of compounding financial instrument	-	2,903.00	-
Others	-	-	-
Consolidation Adjustment	6,514.40	-	-
Closing Balance	88,067.64	57,750.12	12,862.00

Notes:

- 1 The above statement of cash flows has been prepared and presented under the indirect method.
- 2 Components of cash and cash equivalents are as per Note 13
- 3 The accompanying notes are an integral part of the consolidated financial statements

As per our report of even date attached

For Dewan PN Chopra & Co.

Chartered Accountants

Firm Registration No. 000472

New Delhi

Sandeep Dahiya

Partner

Membership No. 50933

For and on behalf of the Board of Directors

Manoj Dixit

Whole-time Director

DIN : 06709232

Vineet Valentine Davis

Director

DIN : 06709239

Govind Prakash Rathore

Chief Financial Officer

Pooja Paul


Company Secretary

Place : New Delhi

Date : 13 May 2022

Place : Noida

Date : 13 May 2022



INOX GREEN ENERGY SERVICES LIMITED (formerly known as Inox Wind Infrastructure Services Limited)

CIN: U45207GJ2012PLC070279

Consolidated statement of changes in equity for the year ended 31 March 2022

A. Equity share capital

(₹ in Lakhs)

Balance at the beginning of the current reporting period	Changes in Equity Share Capital due to prior period errors	Balance at the beginning of the current reporting period	Changes in equity share capital during the current reporting period	Balance at the end of the current reporting period
12,862.00	-	-	10,639.64	23,501.64

Balance at the beginning of the current reporting period	Changes in Equity Share Capital due to prior period errors	Balance at the beginning of the current reporting period	Changes in equity share capital during the current reporting period	Balance at the end of the current reporting period
11,621.30	-	-	1,240.70	12,862.00

B. Other equity

(₹ In Lakhs)


Particulars	Reserves and Surplus				Non-Controlling Interests	Total
	Security Premium	Debenture Redemption Reserve	Retained earnings	General Reserve		
Balance as at 31 March 2020	8,289.88	1,800.00	(15,339.81)	-	(7.43)	(5,257.36)
Additions during the year:						
Transfer on account of Redemption of Security Premium	-	(1,800.00)	-	1,800.00	-	-
Stamp duty paid on increase of authorised share capital	8,759.31	-	-	-	-	8,759.31
Profit/(Loss) for the year	(26.80)	-	-	-	-	(26.80)
Eliminated on disposal of subsidiary	-	-	(15,367.20)	-	-	(15,367.20)
Other comprehensive income for the year, net of income tax (*)	-	-	12.83	-	7.43	20.26
Adjustment of consolidation	-	-	14.60	-	-	14.60
Total comprehensive income for the year	8,732.51	(1,800.00)	(15,339.77)	1,800.00	7.43	(6,599.83)
Balance as at 31 March 2021	17,022.39	-	(30,679.58)	1,800.00	-	(11,857.19)
Additions during the year:						
Transfer on account of Conversion of OCD Security Premium	-	-	3,290.78	-	-	3,290.78
Stamp duty paid on increase of authorised share capital	75,158.37	-	-	-	-	75,158.37
Profit/(Loss) for the year	(139.65)	-	-	-	-	(139.65)
Other comprehensive income for the year, net of income tax (*)	-	-	(9,319.62)	-	-	(9,319.62)
Total comprehensive income for the year	75,018.72	-	(6,000.70)	-	-	69,018.02
Balance as at 31 March 2022	92,041.11	-	(36,680.28)	1,800.00	-	57,160.83

(*) Other comprehensive income for the period classified under retained earnings is in respect of remeasurement of defined benefit plans.

The accompanying notes (1 to 60) are an integral part of the consolidated financial statements.

As per our report of even date attached
For Dewan PN Chopra & Co.
Chartered Accountants
Firm's Registration No. 000472

Sandeep Dahiya
Partner
Membership No. 805571



For and on behalf of the Board of Directors

Manoj Dixit
Whole-time Director
DIN : 06709232


Govind Prakash Rathore
Govind Prakash Rathore
Chief Financial Officer

Place : Noida
Date : 13 May 2022

Vineet Valentine Davis
Director
DIN : 06709239

Pooja Paul
Company Secretary

Place : New Delhi
Date : 13 May 2022



INOX GREEN ENERGY SERVICES LIMITED (formerly Known as Inox Wind Infrastructure Services Limited)

Notes to the Consolidated Financial Statements

1. Group Statements

Inox Green Energy Services Limited ("the Holding Company/ the Company") is a public limited company incorporated in India. These Consolidated Financial Statements ("the Statements") relate to the Holding Company and its subsidiaries (collectively referred to as the "Group") and the Group's interest in associates.

The Group is engaged in the business of providing Erection, Procurement and Commissioning ("EPC") services, Operations and Maintenance ("O&M") services, wind farm development services and Common Infrastructure Facilities for WTGs. Consequent to the Business Transfer Agreement ("BTA") dated 31 December 2021, the Group is in the business of providing Operations and Maintenance ("O&M") services, Common Infrastructure Facilities for WTGs and in the business of generation and sale of wind energy (Refer Note 32).

The Holding Company is a subsidiary of Inox Wind Limited and its ultimate holding company is Inox Leasing and Finance Limited.

The area of operations of the Group is within India.

The Holding Company's registered office is located at Survey No. 1837 & 1834 ABS Tower, 2nd Floor, Old Padra Road, Vadodara- 390007, Gujarat, India.

2. Statement of compliance and basis of preparation and presentation

2.1 Statement of Compliance

These Consolidated Financial Statements comply in all material aspects with the Indian Accounting Standards ("Ind AS") notified under section 133 of the Companies Act, 2013 ("the Act") and other relevant provisions of the Act.

2.2 Basis of Measurement

These Consolidated Financial Statements are presented in Indian Rupees ("Rs."), which is also the Group's functional and presentation currency. All amounts have been rounded off to the nearest millions, unless otherwise indicated.

These Consolidated Financial Statements have been prepared on the historical cost basis except for certain financial instruments that are measured at fair values at the end of each reporting period, as explained in the significant accounting policies.

Historical cost is generally based on the fair value of the consideration given in exchange for goods and services.

Fair value is the price that would be received to sell an asset or paid to transfer a liability in an orderly transaction between market participants at the measurement date, regardless of whether that price is directly observable or estimated using another valuation technique. In estimating the fair value of an asset or a liability, the Group takes into account the characteristics of the asset or liability if market participants would take those characteristics into account when pricing the asset or liability at the measurement date. Fair value for measurement and/or disclosure purposes in these Consolidated Financial Statements is determined on such a basis, except for leasing transactions that are within the scope of Ind AS 17, and measurements that have some similarities to fair value but are not fair value, such as net realisable value in Ind AS 2 or value in use in Ind AS 36.

In addition, for financial reporting purposes, fair value measurements are categorised into Level 1, 2, or 3 based on the degree to which the inputs to the fair value measurements are observable and the significance of the inputs to the fair value measurement in its entirety, which are described as follows:

- Level 1 inputs are quoted prices (unadjusted) in active markets for identical assets or liabilities that the entity can access at the measurement date;
- Level 2 inputs are inputs, other than quoted prices included within Level 1, that are observable for the asset or liability, either directly or indirectly; and



INOX GREEN ENERGY SERVICES LIMITED (formerly Known as Inox Wind Infrastructure Services Limited)

Notes to the Consolidated Financial Statements

- Level 3 inputs are unobservable inputs for the asset or liability.

2.3 Basis of Preparation and Presentation

Accounting policies have been consistently applied except where a newly issued accounting standard initially adopted or a revision to an existing accounting standard requires a change in the accounting policy hitherto in use.

These CFS have been prepared on accrual and going concern basis. The accounting policies are applied consistently to all the periods presented in the financial statements.

Any asset or liability is classified as current if it satisfies any of the following conditions:

- the asset/liability is expected to be realized/settled in the Group's normal operating cycle;
- the asset is intended for sale or consumption;
- the asset/liability is held primarily for the purpose of trading;
- the asset/liability is expected to be realized/settled within twelve months after the reporting period
- the asset is cash or cash equivalent unless it is restricted from being exchanged or used to settle a liability for at least twelve months after the reporting date;
- in the case of a liability, the Group does not have an unconditional right to defer settlement of the liability for at least twelve months after the reporting date.

All other assets and liabilities are classified as non-current.

For the purpose of current/non-current classification of assets and liabilities, the Group has ascertained its normal operating cycle as twelve months. This is based on the nature of products and services and the time between the acquisition of assets or inventories for processing and their realization in cash and cash equivalents.

These Consolidated Financial Statements were authorized for issue by the Holding Company's Board of Directors on 13 May 2022.

3. Basis of Consolidation and Significant Accounting Policies

3.1 Basis of consolidation

These Consolidated Financial Statements incorporate the financial statements of the Holding Company and its subsidiaries.


Control is achieved when the Group:

- has power over the investee;
- is exposed, or has rights, to variable returns from its involvement with the investee; and
- has the ability to use its power to affect its returns.

The Holding Company reassesses whether or not it controls an investee if facts and circumstances indicate that there are changes to one or more of the three elements of control listed above.

Consolidation of a subsidiary begins when the Holding Company obtains control over the subsidiary and ceases when the Holding Company loses control of the subsidiary. Specifically, income and expenses of a subsidiary acquired or disposed of during the year are included in the consolidated statement of profit and loss from the date the Holding Company gains control until the date when the Holding Company ceases to control the subsidiary.

Profit or loss and each component of other comprehensive income are attributed to the owners of the Company and to the non-controlling interests. Total comprehensive income of subsidiaries is attributed to the owners of the Company and to the non-controlling interests even if this results in the non-controlling interests having a deficit balance.



Notes to the Consolidated Financial Statements

Consolidated Financial Statements are prepared using uniform accounting policies for like transactions and other events in similar circumstances. If a member of the group uses accounting policies other than those adopted in the Consolidated Financial Statements for like transactions and events in similar circumstances, appropriate adjustments are made to that group member's Financial Statements in preparing the Consolidated Financial Statements to ensure conformity with the group's accounting policies.

All intragroup assets and liabilities, equity, income, expenses, and cash flows relating to transactions between subsidiaries of the Group are eliminated in full on consolidation.

3.1.1 Changes in the Group's ownership interests in existing subsidiaries

Changes in the Group's ownership interests in subsidiaries that do not result in the Group losing control over the subsidiaries are accounted for as equity transactions. The carrying amounts of the Group's interest and the non-controlling interests are adjusted to reflect the changes in their relative interest in the subsidiaries. Any difference between the amount that the non-controlling interests are adjusted and the fair value of the consideration paid or received is recognised directly in equity and attributed to the owners of the Company.

When the Group loses control of a subsidiary, gain or loss is recognised in profit or loss and is calculated as a difference between (i) the aggregate of the fair value of the consideration received and the fair value of any retained interest and (ii) the previous carrying amount of the assets (including goodwill), and liabilities of the subsidiary and any non-controlling interests. All amounts previously recognised in other comprehensive income in relation to that subsidiary are accounted for as if the Group had directly disposed of the related assets or liabilities of the subsidiary (i.e., reclassified to profit or loss or transferred to another category of equity as specified/permitted by applicable Ind AS). The fair value of any investment retained in the former subsidiary at the date when the control is lost is regarded as the fair value on initial recognition for subsequent accounting under Ind AS 109, or, when applicable, the cost on initial recognition of an investment in an associate.

3.2 Business combinations


Acquisitions of businesses are accounted for using the acquisition method. The consideration transferred in a business combination is measured at fair value, which is calculated as the sum of the acquisition-date fair values of the assets transferred by the Group, liabilities incurred by the Group to the former owners of the acquiree and the equity interests issued by the Group in exchange of control of the acquiree. Acquisition-related costs are generally recognised in profit or loss as incurred.

At the acquisition date, the identifiable assets acquired and the liabilities assumed are recognised at their fair value, except that:

- deferred tax assets or liabilities, and assets or liabilities related to employee benefit arrangements are recognised and measured in accordance with Ind AS 12 Income Taxes and Ind AS 19 Employee Benefits respectively;
- liabilities or equity instruments related to share-based payment arrangements of the acquiree or share-based payment arrangements of the Group entered into to replace share-based payment arrangements of the acquiree are measured in accordance with Ind AS 102 Share-based Payment at the acquisition date; and
- assets (or disposal groups) that are classified as held for sale in accordance with Ind AS 105 Non-current Assets Held for Sale and Discontinued Operations are measured in accordance with that Standard.

Goodwill is measured as the excess of the sum of the consideration transferred, the amount of any non-controlling interests in the acquiree, and the fair value of the acquirer's previously held equity interest in the acquiree (if any) over the net of the acquisition-date amounts of the identifiable assets acquired and the liabilities assumed.

In case of a bargain purchase, before recognising a gain in respect thereof, the Group determines whether there exists clear evidence of the underlying reasons for classifying the business combination as a bargain purchase. Thereafter, the Group reassesses whether it has correctly identified all of the assets acquired and all of the liabilities assumed and recognises any additional assets or liabilities that are identified in that reassessment. The Group then reviews the procedures used to measure the amounts that Ind AS requires for the purposes of calculating the bargain purchase. If



Notes to the Consolidated Financial Statements

the gain remains after this reassessment and review, the Group recognises it in other comprehensive income and accumulates the same in equity as capital reserve. This gain is attributed to the acquirer. If there does not exist clear evidence of the underlying reasons for classifying the business combination as a bargain purchase, the Group recognises the gain, after reassessing and reviewing (as described above), directly in equity as capital reserve.

Non-controlling interests that are present ownership interests and entitle their holders to a proportionate share of the entity's net assets in the event of liquidation may be initially measured either at fair value or at the non-controlling interests' proportionate share of the recognised amounts of the acquiree's identifiable net assets. The choice of measurement basis is made on a transaction-by-transaction basis. Other types of non-controlling interests are measured at fair value or, when applicable, on the basis specified in another Ind AS.

When the consideration transferred by the Group in a business combination includes assets or liabilities resulting from a contingent consideration arrangement, the contingent consideration is measured at its acquisition-date fair value and included as part of the consideration transferred in a business combination. Changes in the fair value of the contingent consideration that qualify as measurement period adjustments are adjusted retrospectively, with corresponding adjustments against goodwill or capital reserve, as the case may be. Measurement period adjustments are adjustments that arise from additional Statements obtained during the 'measurement period' (which cannot exceed one year from the acquisition date) about facts and circumstances that existed at the acquisition date.

The subsequent accounting for changes in the fair value of the contingent consideration that do not qualify as measurement period adjustments depends on how the contingent consideration is classified. Contingent consideration that is classified as equity is not remeasured at subsequent reporting dates and its subsequent settlement is accounted for within equity. Contingent consideration that is classified as an asset or a liability is remeasured at fair value at subsequent reporting dates with the corresponding gain or loss being recognised in profit or loss.

When a business combination is achieved in stages, the Group's previously held equity interest in the acquiree is remeasured to its acquisition-date fair value and the resulting gain or loss, if any, is recognised in profit or loss. Amounts arising from interests in the acquiree prior to the acquisition date that have previously been recognised in other comprehensive income are reclassified to profit or loss where such treatment would be appropriate if that interest were disposed of.

If the initial accounting for a business combination is incomplete by the end of the reporting period in which the combination occurs, the Group reports provisional amounts for the items for which the accounting is incomplete. Those provisional amounts are adjusted during the measurement period (see above), or additional assets or liabilities are recognised to reflect new Statements obtained about facts and circumstances that existed at the acquisition date that, if known, would have affected the amounts recognised at that date.



3.3 Goodwill

Goodwill arising on an acquisition of a business is carried at cost as established at the date of acquisition of the business (see Note 3.2 above) less accumulated impairment losses, if any.

For the purposes of impairment testing, goodwill is allocated to each of the Group's cash-generating units (or groups of cash-generating units) that is expected to benefit from the synergies of the combination.

A cash-generating unit to which goodwill has been allocated is tested for impairment annually, or more frequently when there is an indication that the unit may be impaired. If the recoverable amount of the cash-generating unit is less than its carrying amount, the impairment loss is allocated first to reduce the carrying amount of any goodwill allocated to the unit and then to the other assets of the unit pro rata based on the carrying amount of each asset in the unit. Any impairment loss for goodwill is recognised directly in profit or loss. An impairment loss recognised for goodwill is not reversed in subsequent periods.

On disposal of the relevant cash-generating unit, the attributable amount of goodwill is included in the determination of the profit or loss on disposal.



Notes to the Consolidated Financial Statements

3.4 Investment in associates

An associate is an entity over which the Group has significant influence. Significant influence is the power to participate in the financial and operating policy decisions of the investee but is not control or joint control over those policies.

The results and assets and liabilities of associates are incorporated in these CFS using the equity method of accounting, except when the investment, or a portion thereof, is classified as held for sale, in which case it is accounted for in accordance with Ind AS 105. Under the equity method, an investment in an associate is initially recognised in the Consolidated Statement of Assets and Liabilities at cost and adjusted thereafter to recognise the Group's share of the profit or loss and other comprehensive income of the associate. Distributions received from an associate reduce the carrying amount of the investment. When the Group's share of losses of an associate exceeds the Group's interest in that associate (which includes any long-term interests that, in substance, form part of the Group's net investment in the associate), the Group discontinues recognising its share of further losses. Additional losses are recognised only to the extent that the Group has incurred legal or constructive obligations or made payments on behalf of the associate.

An investment in an associate is accounted for using the equity method from the date on which the investee becomes an associate. On acquisition of the investment in an associate, any excess of the cost of the investment over the Group's share of the net fair value of the identifiable assets and liabilities of the investee is recognised as goodwill, which is included within the carrying amount of the investment. Any excess of the Group's share of the net fair value of the identifiable assets and liabilities over the cost of the investment, after reassessment, is recognised directly in equity as capital reserve in the period in which the investment is acquired.

After application of the equity method of accounting, the Group determines whether there is any objective evidence of impairment as a result of one or more events that occurred after the initial recognition of the net investment in an associate and that event (or events) has an impact on the estimated future cash flows from the net investment that can be reliably estimated. If there exists such objective evidence of impairment, then it is necessary to recognise impairment loss with respect to the Group's investment in an associate.

When necessary, the entire carrying amount of the investment (including goodwill) is tested for impairment in accordance with Ind AS 36 Impairment of Assets as a single asset by comparing its recoverable amount (higher of value in use and fair value less costs of disposal) with its carrying amount. Any impairment loss recognised forms part of the carrying amount of the investment. Any reversal of that impairment loss is recognised in accordance with Ind AS 36 to the extent that the recoverable amount of the investment subsequently increases.

The Group discontinues the use of the equity method from the date when the investment ceases to be an associate, or when the investment is classified as held for sale. When the Group retains an interest in the former associate and the retained interest is a financial asset, the Group measures the retained interest at fair value at that date and the fair value is regarded as its fair value on initial recognition in accordance with Ind AS 109. The difference between the carrying amount of the associate at the date the equity method was discontinued, and the fair value of any retained interest and any proceeds from disposing of a part interest in associate is included in the determination of the gain or loss on disposal of the associate. In addition, the Group accounts for all amounts previously recognised in other comprehensive income in relation to that associate on the same basis as would be required if that associate had directly disposed of the related assets or liabilities. Therefore, if a gain or loss previously recognised in other comprehensive income by that associate would be reclassified to profit or loss on the disposal of the related assets or liabilities, the Group reclassifies the gain or loss from equity to profit or loss (as a reclassification adjustment) when the equity method is discontinued.

The Group continues to use the equity method when an investment in an associate becomes an investment in joint venture. There is no remeasurement to fair value upon such changes in ownership interests. When the Group reduces its ownership interest in an associate but the Group continues to use the equity method, the Group reclassifies to profit or loss the proportion of the gain or loss that had previously been recognised in other comprehensive income relating to that reduction in ownership interest if that gain or loss would be reclassified to profit or loss on the disposal of the related assets or liabilities.



Notes to the Consolidated Financial Statements

When a Group transacts with an associate of the Group, unrealised gains and losses resulting from such transactions are eliminated to the extent of the interest in the associate.



3.5 Revenue recognition

Revenue is recognised upon transfer of control of promised products or services to customers in an amount that reflects the consideration which the group expects to receive in exchange for those products or services.

- Revenue from time and material and job contracts is recognised on output basis measured by units delivered, efforts expended, number of transactions processed, etc.
- Revenue related to fixed price maintenance and support services contracts where the Group is standing ready to provide services is recognised based on time elapsed mode and revenue is straight lined over the period of performance.
- Revenue from services rendered is recognised in profit or loss in proportion to the stage of completion of transaction at the reporting date and when the costs incurred for the transactions and the costs to complete the transaction can be measured reliably, as under:
- Revenue from EPC is recognised on the basis of stage of completion by reference to surveys of work performed.
- Revenue from operations and maintenance and common infrastructure facilities contracts is recognised over the period of the contract, on a straight-line basis w.e.f. signing of contracts.
- Revenue is measured at the fair value of the consideration received or receivable and is recognised when it is probable that the economic benefits associated with the transaction will flow to the Group and the amount of income can be measured reliably. Revenue is net of returns and is reduced for rebates, trade discounts, refunds and other similar allowances. Revenue is net of goods and service tax.
- Revenue is measured based on the transaction price, which is the consideration, adjusted for volume discounts, service level credits, performance bonuses, price concessions and incentives, if any, as specified in the contract with the customer.
- Revenue also excludes taxes collected from customers. Revenue from subsidiaries is recognised based on transaction price which is at arm's length. Contract assets are recognised when there is excess of revenue earned over billings on contracts.
- Contract assets are classified as unbilled receivables (only act of invoicing is pending) when there is unconditional right to receive cash, and only passage of time is required, as per contractual terms.
- Unearned and deferred revenue ("contract liability") is recognised when there is billing in excess of revenue.
- The billing schedules agreed with customers include periodic performance-based payments and / or milestone-based progress payments. Invoices are payable within contractually agreed credit period.
- In accordance with Ind AS 37, the Group recognises an onerous contract provision when the unavoidable costs of meeting the obligations under a contract exceed the economic benefits to be received.
- Contracts are subject to modification to account for changes in contract specification and requirements. The Group reviews modification to contract in conjunction with the original contract, basis which the transaction price could be allocated to a new performance obligation, or transaction price of an existing obligation could undergo a change. In the event transaction price is revised for existing obligation, a cumulative adjustment is accounted for.

Use of significant judgments in revenue recognition

- The Group contracts with customers could include promises to transfer multiple products and services to a customer. The Group assesses the products / services promised in a contract and identifies distinct performance obligations in the contract. Identification of distinct performance obligation involves judgement to determine the deliverables and the ability of the customer to benefit independently from such deliverables.
- The Group uses judgement to determine an appropriate standalone selling price for a performance obligation. The Group allocates the transaction price to each performance obligation on the basis of the relative standalone selling price of each distinct product or service promised in the contract. Where standalone selling price is not observable, the Group uses the expected cost-plus margin approach to allocate the transaction price to each distinct performance obligation.
- The Group exercises judgement in determining whether the performance obligation is satisfied at a point in time or over a period of time. The Group considers indicators such as how customer consumes benefits as services are rendered or who controls the asset as it is being created or existence of enforceable right to payment for



Notes to the Consolidated Financial Statements

performance to date and alternate use of such product or service, transfer of significant risks and rewards to the customer, acceptance of delivery by the customer, etc.

- Revenue for fixed-price contract is recognised using percentage-of-completion method. The Group uses judgement to estimate the future cost-to-completion of the contracts which is used to determine the degree of completion of the performance obligation.

- Contract fulfilment costs are generally expensed as incurred except for certain software licence costs which meet the criteria for capitalisation. Such costs are amortised over the contractual period or useful life of licence whichever is less. The assessment of this criteria requires the application of judgement, in particular when considering if costs generate or enhance resources to be used to satisfy future performance obligations and whether costs are expected to be recovered.

3.5.1 Other income

- Interest income from a financial asset is recognised on time basis, by reference to the principal outstanding at the effective interest rate applicable, which is the rate which exactly discounts estimated future cash receipts through the expected life of the financial asset to that asset's net carrying amount on initial recognition.
- Insurance claims are recognised to the extent there is a reasonable certainty of the realizability of the claim amount.
- Dividend income is recorded when the right to receive payment is established. Interest income is recognised using the effective interest method.

3.6 Leasing

Leases are classified as finance leases whenever the terms of the lease transfer substantially all the risks and rewards of ownership to the lessee. All other leases are classified as operating leases. The leasing transaction of the Group comprise of only operating leases.

3.6.1 The Group as lessee

Payments made under operating leases are generally recognised in profit or loss on a straight-line basis over the term of the lease unless such payments are structured to increase in line with the expected general inflation to compensate for the lessors' expected inflationary cost increases. Contingent rentals arising under operating leases are recognised as an expense in the period in which they are incurred.

3.7 Borrowing costs

Borrowing costs directly attributable to the acquisition, construction or production of qualifying assets, which are assets that necessarily take a substantial period of time to get ready for their intended use or sale, are added to the cost of those assets, until such time as the assets are substantially ready for their intended use or sale.

Interest income earned on the temporary investment of specific borrowings pending their expenditure on qualifying assets is deducted from the borrowing costs eligible for capitalisation.


All other borrowing costs are recognised in profit or loss in the period in which they are incurred.

3.8 Employee benefits

3.8.1 Retirement benefit costs

Recognition and measurement of defined contribution plans:

Payments to defined contribution retirement benefit plan viz. government administered provident funds and pension schemes are recognised as an expense when employees have rendered service entitling them to the contributions.



Notes to the Consolidated Financial Statements

Recognition and measurement of defined benefit plans:

For defined benefit plan, the cost of providing benefits is determined using the projected unit credit method, with actuarial valuations being carried out at the end of each reporting period. Remeasurement, comprising actuarial gains and losses, the effect of the changes to the asset ceiling (if applicable) and the return on plan assets (excluding net interest), is reflected immediately in the balance sheet with a charge or credit recognised in other comprehensive income in the period in which they occur. Remeasurement recognised in other comprehensive income is reflected immediately in retained earnings and is not reclassified to profit or loss. Past service cost is recognised in profit or loss in the period of a plan amendment. Net interest is calculated by applying the discount rate to the net defined benefit plan at the start of the reporting period, taking account of any change in the net defined benefit plan during the year as a result of contributions and benefit payments. Defined benefit costs are categorised as follows:

- service cost (including current service cost, past service cost, as well as gains and losses on curtailments and settlements);
- net interest expense or income; and
- remeasurement

The Group presents the first two components of defined benefit costs in profit or loss in the line item 'Employee benefits expense'. Curtailment gains and losses are accounted for as past service costs.

The retirement benefit obligation recognised in the Consolidated Statement of Assets and Liabilities represents the actual deficit or surplus in the Group's defined benefit plans. Any surplus resulting from this calculation is limited to the present value of any economic benefits available in the form of refunds from the plans or reductions in future contributions to the plans.

3.8.2 Short-term and other long-term employee benefits

A liability is recognised for benefits accruing to employees in respect of wages and salaries, annual leave and sick leave, bonus etc. in the period the related service is rendered at the undiscounted amount of the benefits expected to be paid in exchange for that service.

Liabilities recognised in respect of short-term employee benefits are measured at the undiscounted amount of the benefits expected to be paid in exchange for the related service.

Liabilities recognised in respect of other long-term employee benefits are measured at the present value of the estimated future cash outflows expected to be made by the Group in respect of services provided by employees up to the reporting date.

3.9 Taxation


Income tax expense represents the sum of the tax currently payable and deferred tax.

3.9.1 Current tax

The tax currently payable is based on taxable profit for the year. Taxable profit differs from 'profit before tax' as reported in the consolidated statement of profit and loss because of items of income or expense that are taxable or deductible in other years, items that are never taxable or deductible and tax incentives. The Group's current tax is calculated using tax rates that have been enacted or substantively enacted by the end of the reporting period.

3.9.2 Deferred tax

Deferred tax is recognised on temporary differences between the carrying amounts of assets and liabilities in the Consolidated Financial Statements and the corresponding tax bases used in the computation of taxable profit. Deferred tax liabilities are generally recognised for all taxable temporary differences. Deferred tax assets are generally recognised for all deductible temporary differences to the extent that it is probable that taxable profits will be available against



Notes to the Consolidated Financial Statements

which those deductible temporary differences can be utilised. Such deferred tax assets and liabilities are not recognised if the temporary difference arises from the initial recognition (other than in a business combination) of assets and liabilities in a transaction that affects neither the taxable profit nor the accounting profit. In addition, deferred tax liabilities are not recognised if the temporary difference arises from the initial recognition of goodwill.

Deferred tax liabilities are recognised for taxable temporary differences associated with investments in subsidiaries and associates, except where the Group is able to control the reversal of the temporary difference and it is probable that the temporary difference will not reverse in the foreseeable future. Deferred tax assets arising from deductible temporary differences associated with such investments are only recognised to the extent that it is probable that there will be sufficient taxable profits against which the benefits of the temporary differences can be utilised and they are expected to reverse in the foreseeable future.

The carrying amount of deferred tax assets is reviewed at the end of each reporting period and reduced to the extent that it is no longer probable that sufficient taxable profits will be available to allow all or part of the asset to be recovered.

Deferred tax liabilities and assets are measured at the tax rates that are expected to apply in the period in which the liability is settled or the asset realised, based on tax rates (and tax laws) that have been enacted or substantively enacted by the end of the reporting period.

The measurement of deferred tax liabilities and assets reflects the tax consequences that would follow from the manner in which the Group expects, at the end of the reporting period, to recover or settle the carrying amount of its assets and liabilities.

3.9.3 Presentation of current and deferred tax:

Current and deferred tax are recognised in profit or loss, except when they relate to items that are recognised in other comprehensive income or directly in equity, in which case, the current and deferred tax are also recognised in other comprehensive income or directly in equity respectively. Where current tax or deferred tax arises from the initial accounting for a business combination, the tax effect is included in the accounting for the business combination.

The Group offsets current tax assets and current tax liabilities, where it has a legally enforceable right to set off the recognized amounts and where it intends either to settle on a net basis, or to realize the asset and settle the liability simultaneously. In case of deferred tax assets and deferred tax liabilities, the same are offset if the Group has a legally enforceable right to set off corresponding current tax assets against current tax liabilities and the deferred tax assets and deferred tax liabilities relate to income taxes levied by the same tax authority on the Group.


3.10 Property, plant and equipment

An item of property, plant and equipment (PPE) that qualifies as an asset is measured on initial recognition at cost. Following initial recognition PPE are carried at cost, as reduced by accumulated depreciation and impairment losses, if any.

The Group identifies and determines cost of each part of an item of property, plant and equipment separately, if the part has a cost which is significant to the total cost of that item of property, plant and equipment and has useful life that is materially different from that of the remaining item.

Cost comprises of purchase price / cost of construction, including non-refundable taxes or levies and any expenses attributable to bring the PPE to its working condition for its intended use. Project pre-operative expenses and expenditure incurred during construction period are capitalized to various eligible PPE. Borrowing costs directly attributable to acquisition or construction of qualifying PPE are capitalised.

Spare parts, stand-by equipment and servicing equipment that meet the definition of property, plant and equipment are capitalized at cost and depreciated over their useful life. Costs in nature of repairs and maintenance are recognized in the Statement of Profit and Loss as and when incurred.



Notes to the Consolidated Financial Statements

Cost of assets not ready for intended use, as on the Balance Sheet date, is shown as capital work in progress. Advances given towards acquisition of property, plant and equipment outstanding at each Balance Sheet date are disclosed as Other Non-Current Assets.

Depreciation is recognised so as to write off the cost of PPE (other than freehold land and properties under construction) less their residual values over their useful lives, using the straight-line method. The useful lives prescribed in Schedule II to the Companies Act, 2013 are considered as the minimum lives. If the management's estimate of the useful life of property, plant and equipment at the time of acquisition of the asset or of the remaining useful life on a subsequent review is shorter than that envisaged in the aforesaid schedule, depreciation is provided at a higher rate based on the management's estimate of the useful life/remaining useful life. The estimated useful lives, residual values and depreciation method are reviewed at the end of each reporting period, with the effect of any changes in estimate accounted for on a prospective basis.

PPE are depreciated over its estimated useful lives, determined as under:

- Freehold land is not depreciated.
- On other items of PPE, on the basis of useful life as per Part C of Schedule II to the Companies Act, 2013.

The management believes that these estimated useful lives are realistic and reflect fair approximation of the period over which the assets are likely to be used.

An item of property, plant and equipment is derecognised upon disposal or when no future economic benefits are expected to arise from its use or disposal. Any gain or loss arising on the disposal or retirement of an item of property, plant and equipment is determined as the difference between the sales proceeds and the carrying amount of the asset and is recognised in profit or loss.

3.11 Intangible assets

Intangible assets with finite useful lives that are acquired separately are carried at cost less accumulated amortisation and accumulated impairment losses. Amortisation is recognised on a straight-line basis over their estimated useful lives. The estimated useful life and amortisation method are reviewed at the end of each reporting period, with the effect of any changes in estimate being accounted for on a prospective basis. Intangible assets with indefinite useful lives that are acquired separately are carried at cost less accumulated impairment losses.

Intangible assets acquired in a business combination and recognised separately from goodwill are initially recognised at their fair value at the acquisition date (which is regarded as their cost). Subsequent to initial recognition, intangible assets acquired in a business combination are reported at cost less accumulated amortisation and impairment losses, on the same basis as intangible assets as above.

An intangible asset is derecognised on disposal, or when no future economic benefits are expected from its use or disposal. Gains or losses arising from derecognition of an intangible asset, measured as the difference between the net disposal proceeds and the carrying amount of the asset, are recognised in profit or loss when the asset is derecognised.


Estimated useful lives of intangible assets

Estimated useful lives of the intangible assets are as follows:

- Software 6 years

3.12 Impairment of tangible and intangible assets other than goodwill

At the end of each reporting period, the Group reviews the carrying amounts of its tangible and intangible assets (other than goodwill) to determine whether there is any indication that those assets have suffered an impairment loss. If any such indication exists, the recoverable amount of the asset is estimated in order to determine the extent of the



Notes to the Consolidated Financial Statements

impairment loss (if any). When it is not possible to estimate the recoverable amount of an individual asset, the Group estimates the recoverable amount of the cash-generating unit to which the asset belongs. When a reasonable and consistent basis of allocation can be identified, corporate assets are also allocated to individual cash-generating units, or otherwise they are allocated to the smallest group of cash-generating units for which a reasonable and consistent allocation basis can be identified.

Recoverable amount is the higher of fair value less costs of disposal and value in use. In assessing value in use, the estimated future cash flows are discounted to their present value using a pre-tax discount rate that reflects current market assessments of the time value of money and the risks specific to the asset for which the estimates of future cash flows have not been adjusted. If it is not possible to measure fair value less cost of disposal because there is no basis for making a reliable estimate of the price at which an orderly transaction to sell the asset would take place between market participants at the measurement dates under market conditions, the asset's value in use is used as recoverable amount.

If the recoverable amount of an asset (or cash-generating unit) is estimated to be less than its carrying amount, the carrying amount of the asset (or cash-generating unit) is reduced to its recoverable amount. An impairment loss is recognised immediately in profit or loss.

When an impairment loss subsequently reverses, the carrying amount of the asset (or cash-generating unit) is increased to the revised estimate of its recoverable amount, to the extent that the increased carrying amount does not exceed the carrying amount that would have been determined had no impairment loss been recognised for the asset (or cash-generating unit) in prior years. A reversal of an impairment loss is recognised immediately in profit or loss.

3.13 Inventories

Inventories are valued at lower of the cost and net realisable value. Cost is determined using weighted average cost basis.

Cost of inventories comprises all costs of purchase, duties and taxes (other than those subsequently recoverable from tax authorities) and all other costs incurred in bringing the inventory to their present location and condition.

Cost of finished goods and work-in-progress includes the cost of materials, conversion costs, an appropriate share of fixed and variable production overheads and other costs incurred in bringing the inventories to their present location and condition. Closing stock of imported materials include customs duty payable thereon, wherever applicable. Net realizable value represents the estimated selling price in the ordinary course of business less the estimated costs of completion and the estimated costs necessary to make the sale.



3.14 Provisions and contingencies

The Group recognizes provisions when a present obligation (legal or constructive) as a result of a past event exists and it is probable that an outflow of resources embodying economic benefits will be required to settle such obligation and the amount of such obligation can be reliably estimated.

The amount recognised as a provision is the best estimate of the consideration required to settle the present obligation at the end of the reporting period, taking into account the risks and uncertainties surrounding the obligation. If the effect of time value of money is material, provisions are discounted using a current pre-tax rate that reflects, when appropriate, the risks specific to the liability. When discounting is used, the increase in the provision due to the passage of time is recognised as a finance cost.

A disclosure for a contingent liability is made when there is a possible obligation or a present obligation that may, but probably will not require an outflow of resources embodying economic benefits or the amount of such obligation cannot be measured reliably. When there is a possible obligation or a present obligation in respect of which likelihood of outflow of resources embodying economic benefits is remote, no provision or disclosure is made.

Contingent liabilities acquired in a business combination are initially measured at fair value at the acquisition date. At the end of subsequent period, such contingent liabilities are measured at the higher of the amounts that would be



Notes to the Consolidated Financial Statements

recognised in accordance with Ind AS 37 Provisions, Contingent Liabilities and Contingent Assets and the amount initially recognised less cumulative amortisation recognised in accordance with Ind AS 18 Revenue, if any.

3.15 Financial Instruments

Financial assets and financial liabilities are recognised when a group member becomes a party to the contractual provisions of the instruments. Financial assets and financial liabilities are initially measured at fair value. Transaction costs that are directly attributable to the acquisition or issue of financial assets and financial liabilities (other than financial assets and financial liabilities at fair value through profit or loss) are added to or deducted from the fair value of the financial assets or financial liabilities, as appropriate, on initial recognition. Transaction costs directly attributable to the acquisition of financial assets or financial liabilities at fair value through profit or loss are recognised immediately in profit or loss.

A] Financial assets

a) Initial recognition and measurement:

Financial assets are recognised when the Group becomes a party to the contractual provisions of the instrument. On initial recognition, a financial asset is recognised at fair value, in case of financial assets which are recognised at fair value through profit and loss (FVTPL), its transaction costs are recognised in the statement of profit and loss. In other cases, the transaction costs are attributed to the acquisition value of the financial asset.

b) Effective interest method:

The effective interest method is a method of calculating the amortised cost of a debt instrument and of allocating interest income over the relevant period. The effective interest rate is the rate that exactly discounts estimated future cash receipts (including all fees and points paid or received that form an integral part of the effective interest rate, transaction costs and other premiums or discounts) through the expected life of the debt instrument, or, where appropriate, a shorter period, to the net carrying amount on initial recognition.

Income is recognised on an effective interest basis for debt instruments other than those financial assets classified as at FVTPL. Interest income is recognised in profit or loss and is included in the "Other income" line item.

c) Subsequent measurement:

For subsequent measurement, the Group classifies a financial asset in accordance with the below criteria:

- i. The Group's business model for managing the financial asset and
- ii. The contractual cash flow characteristics of the financial asset.

Based on the above criteria, the Group classifies its financial assets into the following categories:


i. financial assets measured at amortized cost:

A financial asset is measured at the amortized cost if both the following conditions are met:

- a) The Group's business model objective for managing the financial asset is to hold financial assets in order to collect contractual cash flows, and
- b) The contractual terms of the financial asset give rise on specified dates to cash flows that are solely payments of principal and interest on the principal amount outstanding.

This category applies to cash and bank balances, trade receivables, loans, certain investments and other financial assets of the Group. Such financial assets are subsequently measured at amortized cost using the effective interest method.

The amortized cost of a financial asset is also adjusted for loss allowance, if any.



Notes to the Consolidated Financial Statements

ii. Financial assets measured at FVTOCI:

A financial asset is measured at FVTOCI if both of the following conditions are met:

- a) The Group's business model objective for managing the financial asset is achieved both by collecting contractual cash flows and selling the financial assets, and
- b) The contractual terms of the financial asset give rise on specified dates to cash flows that are solely payments of principal and interest on the principal amount outstanding.

Investments in equity instruments, classified under financial assets, are initially measured at fair value. The Group may, on initial recognition, irrevocably elect to measure the same either at FVTOCI or FVTPL. The Group makes such election on an instrument-by-instrument basis. Fair value changes on an equity instrument are recognised as other income in the Statement of Profit and Loss unless the Group has elected to measure such instrument at FVTOCI.

The Group does not have any financial assets in this category.

iii. Financial assets measured at FVTPL:

A financial asset is measured at FVTPL unless it is measured at amortized cost or at FVTOCI as explained above.

This is a residual category applied to all other investments of the Group. Such financial assets are subsequently measured at fair value at each reporting date. Fair value changes are recognized in the Statement of Profit and Loss. Dividend income on the investments in equity instruments are recognised as 'other income' in the Statement of Profit and Loss.

d) Derecognition:

A financial asset (or, where applicable, a part of a financial asset or part of a group of similar financial assets) is derecognized (i.e., removed from the Group's Balance Sheet) when any of the following occurs:

- i. The contractual rights to cash flows from the financial asset expires;
- ii. The Group transfers its contractual rights to receive cash flows of the financial asset and has substantially transferred all the risks and rewards of ownership of the financial asset;
- iii. The Group retains the contractual rights to receive cash flows but assumes a contractual obligation to pay the cash flows without material delay to one or more recipients under a 'pass-through' arrangement (thereby substantially transferring all the risks and rewards of ownership of the financial asset);
- iv. The Group neither transfers nor retains substantially all risk and rewards of ownership and does not retain control over the financial asset.

In cases where Group has neither transferred nor retained substantially all of the risks and rewards of the financial asset, but retains control of the financial asset, the Group continues to recognize such financial asset to the extent of its continuing involvement in the financial asset. In that case, the Group also recognizes an associated liability.



The financial asset and the associated liability are measured on a basis that reflects the rights and obligations that the Group has retained.

On derecognition of a financial asset, the difference between the asset's carrying amount and the sum of the consideration received and receivable and the cumulative gain or loss that had been recognised in other comprehensive income and accumulated in equity is recognised in profit or loss if such gain or loss would have otherwise been recognised in profit or loss on disposal of that financial asset.

e) Impairment of financial assets:

The Group applies expected credit losses (ECL) model for measurement and recognition of loss allowance on the following:

- i. Trade receivables



INOX GREEN ENERGY SERVICES LIMITED (formerly Known as Inox Wind Infrastructure Services Limited)

Notes to the Consolidated Financial Statements

- ii. Financial assets measured at amortized cost (other than trade receivables)
- iii. Financial assets measured at fair value through other comprehensive income (FVTOCI)

In case of trade receivables, the Group follows a simplified approach wherein an amount equal to lifetime ECL is measured and recognized as loss allowance.

In case of other assets (listed as ii and iii above), the Group determines if there has been a significant increase in credit risk of the financial asset since initial recognition. If the credit risk of such assets has not increased significantly, an amount equal to 12-month ECL is measured and recognized as loss allowance. However, if credit risk has increased significantly, an amount equal to lifetime ECL is measured and recognized as loss allowance.

Subsequently, if the credit quality of the financial asset improves such that there is no longer a significant increase in credit risk since initial recognition, the Group reverts to recognizing impairment loss allowance based on 12-month ECL.

ECL is the difference between all contractual cash flows that are due to the Group in accordance with the contract and all the cash flows that the entity expects to receive (i.e., all cash shortfalls), discounted at the original effective interest rate.

12-month ECL are a portion of the lifetime ECL which result from default events that are possible within 12 months from the reporting date. Lifetime ECL are the expected credit losses resulting from all possible default events over the expected life of a financial asset.

ECL are measured in a manner that they reflect unbiased and probability weighted amounts determined by a range of outcomes, taking into account the time value of money and other reasonable Statements available as a result of past events, current conditions and forecasts of future economic conditions.

As a practical expedient, the Group uses a provision matrix to measure lifetime ECL on its portfolio of trade receivables. The provision matrix is prepared based on historically observed default rates over the expected life of trade receivables and is adjusted for forward-looking estimates. At each reporting date, the historically observed default rates and changes in the forward-looking estimates are updated.

ECL impairment loss allowance (or reversal) recognized during the period is recognized as expense/income in the Statement of Profit and Loss under the head 'Other expenses'/'Other income'.

B] Financial liabilities and equity instruments

Debt and equity instruments issued by a Group member are classified as either financial liabilities or as equity in accordance with the substance of the contractual arrangements and the definitions of a financial liability and an equity instrument.

i. Equity instruments: -

An equity instrument is any contract that evidences a residual interest in the assets of an entity after deducting all of its liabilities. Equity instruments issued by a Group member are recognised at the proceeds received, net of direct issue costs.

Repurchase of the Group's own equity instruments is recognised and deducted directly in equity. No gain or loss is recognised in profit or loss on the purchase, sale, issue or cancellation of the Group's own equity instruments.

ii. Compound financial Instruments: -



INOX GREEN ENERGY SERVICES LIMITED (formerly Known as Inox Wind Infrastructure Services Limited)

Notes to the Consolidated Financial Statements

Compound financial instruments issued by the Group comprise of convertible debentures denominated in INR that can be converted to equity shares at the option of the holder. The debentures will be converted into equity shares at the fair value on the date of conversion.

The fair value of the liability component of a compound financial instrument is determined using a market interest rate of a similar liability that does not have an equity conversion option. This value is recorded as a liability on an amortised cost basis until extinguished on conversion or redemption of the debentures. The remainder of the proceeds is attributable to equity portion of the instrument net of derivatives if any. The equity component is recognised and included in shareholder's equity (net of deferred tax) and is not subsequently re-measured. The derivative component is recognized at fair value and subsequently carried at fair value through profit or loss.

Interest related to the financial liability is recognized in profit or loss (unless it qualifies for inclusion in the cost of an asset). In case of conversion at maturity, the financial liability is reclassified to equity and no gain or loss is recognized.

iii. Financial Liabilities: -

a) Initial recognition and measurement:

Financial liabilities are recognised when a Group member becomes a party to the contractual provisions of the instrument. Financial liabilities are initially measured at the fair value.

b) Subsequent measurement:

Financial liabilities are subsequently measured at amortised cost using the effective interest rate method. Financial liabilities carried at fair value through profit or loss are measured at fair value with all changes in fair value recognised in the Statement of Profit and Loss.

The Group has not designated any financial liability as at FVTPL other than derivative instrument.

c) Derecognition of financial liabilities:

A financial liability is derecognized when the obligation under the liability is discharged or cancelled or expires. When an existing financial liability is replaced by another from the same lender on substantially different terms, or the terms of an existing liability are substantially modified, such an exchange or modification is treated as the Derecognition of the original liability and the recognition of a new liability. The difference between the carrying amount of the financial liability derecognized and the consideration paid is recognized in the Statement of Profit and Loss.


3.16 Derivative financial instruments and hedge accounting

a) Fair value hedge:

Hedging instrument is initially recognized at fair value on the date on which a derivative contract is entered into and is subsequently measured at fair value at each reporting date. Gain or loss arising from changes in the fair value of hedging instrument is recognized in the Statement of Profit and Loss. Hedging instrument is recognized as a financial asset in the Balance Sheet if its fair value as at reporting date is positive as compared to carrying value and as a financial liability if its fair value as at reporting date is negative as compared to carrying value.

Hedged item is initially recognized at fair value on the date of entering into contractual obligation and is subsequently measured at amortized cost. The gain or loss on the hedged item is adjusted to the carrying value of the hedged item and the corresponding effect is recognized in the Statement of Profit and Loss.

Hedge accounting is discontinued when the hedging instrument expires or is sold, terminated, or exercised, or when it no longer qualifies for hedge accounting.



INOX GREEN ENERGY SERVICES LIMITED (formerly Known as Inox Wind Infrastructure Services Limited)

Notes to the Consolidated Financial Statements

Note 34 sets out details of the fair values of the derivative instruments used for hedging purposes.

b) Cash flow hedges

The effective portion of changes in the fair value of derivatives that are designated and qualify as cash flow hedges is recognised in other comprehensive income and accumulated under the heading of cash flow hedging reserve. The gain or loss relating to the ineffective portion is recognised immediately in profit or loss.

Amounts previously recognised in other comprehensive income and accumulated in equity relating to (effective portion as described above) are reclassified to profit or loss in the periods when the hedged item affects profit or loss, in the same line as the recognised hedged item. However, when the hedged forecast transaction results in the recognition of a non-financial asset or a non-financial liability, such gains and losses are transferred from equity (but not as a reclassification adjustment) and included in the initial measurement of the cost of the non-financial asset or non-financial liability.

Hedge accounting is discontinued when the hedging instrument expires or is sold, terminated, or exercised, or when it no longer qualifies for hedge accounting.

Any gain or loss recognised in other comprehensive income and accumulated in equity at that time remains in equity and is recognised when the forecast transaction is ultimately recognised in profit or loss. When a forecast transaction is no longer expected to occur, the gain or loss accumulated in equity is recognised immediately in profit or loss.

3.17 Assets classified as held-for-sale

Assets are classified as held-for-sale if their carrying amount will be recovered principally through a sale transaction rather than through continuing use and a sale is considered highly probable. They are measured at the lower of their carrying amount and fair value less costs to sell.

Assets classified as held for sale are not depreciated or amortised. Interest and other expenses attributable to the liabilities of a disposal group classified as held-for-sale continue to be recognised. Assets classified as held-for-sale are presented separately from the other assets in the balance sheet. The liabilities of a disposal group classified as held-for-sale are presented separately from other liabilities in the balance sheet.

3.18 Earnings Per Share



Basic earnings per share is computed by dividing the net profit for the period attributable to the equity shareholders of the Group by the weighted average number of equity shares outstanding during the period. The weighted average number of equity shares outstanding during the period and for all periods presented is adjusted for events, such as bonus shares, other than the conversion of potential equity shares that have changed the number of equity shares outstanding, without a corresponding change in resources.

For the purpose of calculating diluted earnings per share, the net profit for the period attributable to equity shareholders and the weighted average number of shares outstanding during the period is adjusted for the effects of all dilutive potential equity shares.

3.19 Recent accounting pronouncements:

Ministry of Corporate Affairs ("MCA") notifies new standards or amendments to the existing standards under Companies (Indian Accounting Standards) Rules as issued from time to time. On March 23, 2022, MCA amended the Companies (Indian Accounting Standards) Amendment Rules, 2022, as below.

Ind AS 16 – Property Plant and equipment - The amendment clarifies that excess net sale proceeds of items produced over the cost of testing, if any, shall not be recognised in the profit or loss but deducted from the directly attributable costs considered as part of the cost of an item of property, plant, and equipment. The effective date for adoption of this



Notes to the Consolidated Financial Statements

amendment is annual periods beginning on or after April 1, 2022. The Group has evaluated the amendment and there is no impact on its consolidated financial statements.

Ind AS 37—Provisions, Contingent Liabilities and Contingent Assets – The amendment specifies that the ‘cost of fulfilling a contract comprises the ‘costs that relate directly to the contract’. Costs that relate directly to a contract can either be incremental costs of fulfilling that contract (examples would be direct labour, and materials) or an allocation of other costs that relate directly to fulfilling contracts (an example would be the allocation of the depreciation charge for an item of property, plant and equipment used in fulfilling the contract). The effective date for adoption of this amendment is annual periods beginning on or after April 1, 2022, although early adoption is permitted. The Group has evaluated the amendment and the impact is not expected to be material.

4 Critical accounting judgements and use of estimates

In application of Group’s accounting policies, which are described in Note 3, the directors of the Holding Company are required to make judgements, estimations and assumptions about the carrying value of assets and liabilities that are not readily apparent from other sources. The estimates and associated assumptions are based on historical experience and other factors that are considered to be relevant. Actual results may differ from these estimates.

The estimates and underlying assumptions are reviewed on an ongoing basis. Revisions to accounting estimates are recognised in the period in which the estimate is revised if the revision affects only that period, or in the period of revision or future periods if the revision affects both current and future periods.

Following are the key assumptions concerning the future, and other key sources of estimation uncertainty at the end of the reporting period that may have a significant risk of causing a material adjustment to the carrying amounts of assets and liabilities within the next financial year.

a) Useful lives of Property, Plant & Equipment (PPE):

The Group has adopted useful lives of PPE as described in Note 3.10 above. The Group reviews the estimated useful lives of PPE at the end of each reporting period.

b) Fair value measurements and valuation processes

The Group measures financial instruments at fair value in accordance with the accounting policies mentioned above.


For assets and liabilities that are recognized in the financial statements at fair value on a recurring basis, the Group determines whether transfers have occurred between levels in the hierarchy by re-assessing categorization at the end of each reporting period and discloses the same.

When the fair values of financial assets and financial liabilities recorded in the Balance Sheet cannot be measured based on quoted prices in active markets, their fair value is measured using valuation techniques, including the discounted cash flow model, which involve various judgements and assumptions. Where necessary, the Group engages third party qualified valuers to perform the valuation.

Statements about the valuation techniques and inputs used in determining the fair values of various assets and liabilities are disclosed in Note 34.

c) Estimation of uncertainties relating to the global health pandemic from COVID-19 (COVID-19):

The World Health Organization announced a global health emergency because of a new strain of coronavirus (“COVID-19”) and classified its outbreak as a pandemic on 11 March 2020. On 24 March 2020 the Indian government announced a strict 21-day lockdown across the country to contain the spread of the virus. This pandemic and response thereon have impacted most of the industries. Consequent to the nationwide lock down on 24 March 2020, the Group’s operations were scaled down in compliance with applicable regulatory orders. Subsequently, during the period, the



INOX GREEN ENERGY SERVICES LIMITED (formerly Known as Inox Wind Infrastructure Services Limited)



Notes to the Consolidated Financial Statements

Group's operations have been scaled up in a phased manner taking into account directives from various Government authorities. The impact on future operations would, to a large extent, depend on how the pandemic further develops and its resultant impact on the operations of the Group. The Group continues to monitor the situation and take appropriate action, as considered necessary in due compliance with the applicable regulations.

The management has made an assessment of the impact of COVID-19 on the Group's operations, financial performance and position as at and for the year ended 31 March 2022 and year ended 31 March 2021 and has concluded that there is no impact which is required to be recognised in the financial statements. Accordingly, no adjustments have been made to the financial statements.

d) Other assumptions and estimation uncertainties, included in respective notes are as under:

- Recognition of deferred tax assets is based on estimates of taxable profits in future years. The Group prepares detailed cash flow and profitability projections, which are reviewed by the board of directors of the Holding Company. The Holding Company's tax jurisdiction is India. Significant judgments are involved in estimating budgeted profits for the purpose of paying advance tax, determining the provision for income taxes, including amount expected to be paid / recovered for uncertain tax positions – see Note 9
- Measurement of defined benefit obligations and other long-term employee benefits: – see Note 35
- Assessment of the status of various legal cases/claims and other disputes where the Group does not expect any material outflow of resources and hence these are reflected as contingent liabilities. Recognition and measurement of provisions and contingencies: key assumptions about the likelihood and magnitude of an outflow of resources – see Note 38
- Impairment of financial assets – see Note 34



INOX GREEN ENERGY SERVICES LIMITED (formerly known as Inox Wind Infrastructure Services Limited)
Notes to the consolidated financial statements for the year ended 31 March 2022


5 : Property, plant and equipment

Particulars	(₹ in Lakhs)	
	As at 31 March 2022	As at 31 March 2021
<i>Carrying amounts of:</i>		
Freehold land	1,286.09	1,361.14
Roads	3,602.78	1,502.85
Plant and equipment	90,300.30	73,453.75
Furniture and fixtures	98.18	119.93
Vehicles	0.86	1.20
Office equipments	8.35	11.46
Total	95,296.56	76,450.33

Note: Assets mortgaged/pledged as security for borrowings:

Particular	(₹ in Lakhs)	
	As at 31 March 2022	As at 31 March 2021
<i>Carrying amounts of:</i>		
Freehold land	1,286.09	1,126.09
Buildings	3,602.78	1,502.85
Plant and equipment	90,300.30	73,441.17
Furniture and fixtures	98.18	119.93
Vehicles	0.86	1.20
Office equipment	8.35	11.46
Total	95,296.56	76,202.70

All title deeds of immovable properties are held in the name of Company.



INOX GREEN ENERGY SERVICES LIMITED (formerly known as Inox Wind Infrastructure Services Limited)
Notes to the consolidated financial statements for the year ended 31 March 2022

5A : Property, plant and equipment

(₹ in Lakhs)

Particulars	Land - Freehold	Roads	Plant and equipment	Furniture and Fixtures	Vehicles	Office Equipment	Total
Cost or deemed cost:							
Balance as at 1 April 2020	1,526.14	3,563.68	81,654.57	217.23	2.84	143.96	87,108.42
Additions	-	1,365.11	5,682.33	-	-	3.52	7,050.96
Adjustment	(165.00)	-	(3,285.00)	-	-	-	(3,450.00)
Balance as at 31 March 2021	1,361.14	4,928.79	84,051.90	217.23	2.84	147.48	90,709.38
Additions	160.00	3,399.74	20,548.26	-	-	1.55	24,109.55
Disposal	(235.05)	-	(28.26)	-	-	-	(263.31)
Balance as at 31 March 2022	1,286.09	8,328.53	1,04,571.90	217.23	2.84	149.03	1,14,555.62

Accumulated Depreciation:							
Balance as at 1 April 2020	-	2,185.70	7,497.63	73.97	1.30	126.99	9,885.59
Depreciation expense for the year	-	1,240.24	3,271.13	23.33	0.34	9.03	4,544.07
Eliminated on disposal of Subsidiary	-	-	(170.61)	-	-	-	(170.61)
Balance as at 31 March 2021	-	3,425.94	10,598.15	97.30	1.64	136.02	14,259.05
Depreciation expense for the year	-	1,299.81	3,689.35	21.75	0.34	4.66	5,015.91
Eliminated on disposal of Subsidiary	-	-	(15.90)	-	-	-	(15.90)
Balance as at 31 March 2022	-	4,725.75	14,271.60	119.05	1.98	140.68	19,259.06

(₹ in Lakhs)


Net carrying amount	Land - Freehold	Roads	Plant and equipment	Furniture and Fixtures	Vehicles	Office Equipment	Total
Balance as at 31 March 2021	1,361.14	1,502.85	73,453.75	119.93	1.20	11.46	76,450.33
Balance as at 31 March 2022	1,286.09	3,602.78	90,300.30	98.18	0.86	8.35	95,296.56

5a : Capital-Work-in Progress (CWIP) as at 31 March 2022

Particulars	Amount in CWIP				Total
	Less than 1 Year	1-2 Years	2-3 Years	More than 3 years	
Projects in progress	9,095.80	2,651.90	68.30	1,447.64	13,263.64
Projects temporarily suspended	-	-	-	19.18	19.18
Total	9,095.80	2,651.90	68.30	1,466.82	13,282.82

Capital-Work-in Progress (CWIP) as at 31 March 2021

Particulars	Amount in CWIP				Total
	Less than 1 Year	1-2 Years	2-3 Years	More than 3 years	
Projects in progress	20,401.47	2,540.88	1,040.41	1,098.00	25,080.76
Projects temporarily suspended	-	-	-	19.18	19.18
Total	20,401.47	2,540.88	1,040.41	1,117.18	25,099.94




The Holding Company incorporated following wholly-owned subsidiaries (hereafter called as SPVs) under RfS (Request for Selection) for setting up wind farm projects as awarded by Solar Energy Corporation of India (SECI). As on 31 March 2022, there are *inter alia* 12 SPVs in which project progress is as below:

- a) The extended scheduled commissioning date (SCoD) of SPV "Nani Virani Wind Energy Private Limited" was 12 September 2021. Considering office memorandum dated 17 March, 2022 issued by Ministry of New and Renewable Energy, the Holding Company requested for the time extension in the SCoD of the said project by 3 months vide letter dated 24 March 2022 and same is pending as on date. The management is in discussion with authorities for necessary approvals/extension.
- b) For SPVs namely "Haroda Wind Energy Private Limited", "Khathiyu Wind Energy Private Limited", "Ravapar Wind Energy Private Limited" and "Vigodi Wind Energy Private Limited", the Holding Company has filed petition on 22 March 2022 before Central Electricity Regulatory Commission (CERC), New Delhi for termination of letter of award dated 03 November 2017, Power Purchase Agreement (PPA) dated 27 December 2017, for relieving from financial implication and releasing of respective bank guarantees. The same is pending before CERC.
- c) Extension for Schedule commissioning date (SCoD) is requested from appropriate statutory body for other SPVs (SECI III & IV) for 300 MW and as per request, the respective project is estimated to be completed in less than a year.

Name of wholly-owned subsidiary (SPV)	SECI Tranche	Total CWIP as at 31 March 2022
Wind Four Renergy Private Limited	SECI-I	-
Haroda Wind Energy Private Limited	SECI-II	-
Vigodi Wind Energy Private Limited	SECI-II	-
Nani Virani Wind Energy Private Limited	SECI-II	11,808.04
Ravapar Wind Energy Private Limited	SECI-II	-
Aliento Wind Energy Private Limited	SECI-III	99.08
Flurry Wind Energy Private Limited	SECI-III	99.08
Tempest Wind Energy Private Limited	SECI-III	99.08
Vuelta Energy Private Limited	SECI-III	97.15
Suswind Power Private Limited	SECI-IV	96.87
Flutter Wind Energy Private Limited	SECI-IV	94.66

The estimated project cost has not exceeded to its original plan. For capital commitment refer note 43A(b).



INOX GREEN ENERGY SERVICES LIMITED (formerly known as Inox Wind Infrastructure Services Limited)
Notes to the consolidated financial statements for the year ended 31 March 2022

(₹ in Lakhs)



Particulars	As at	As at
	31 March 2022	31 March 2021
6 : Intangible assets		
Carrying amounts of:		
Software	0.97	1.55

Details of Intangible Assets

Particulars	Software	Total
Cost or Deemed Cost		
Balance as at 1 April 2020	407.29	407.29
Additions	-	-
Balance as at 31 March 2021	407.29	407.29
Additions	-	-
Balance as at 31 March 2022	407.29	407.29

Accumulated amortisation		
Balance as at 1 April 2020	38.72	38.72
Amortisation expense for the year	367.02	367.02
Balance as at 31 March 2021	405.74	405.74
Amortisation expense for the year	0.58	0.58
Balance as at 31 March 2022	406.32	406.32

Net carrying amount	Software	Total
Balance as at 31 March 2021	1.55	1.55
Balance as at 31 March 2022	0.97	0.97



INOX GREEN ENERGY SERVICES LIMITED (formerly known as Inox Wind Infrastructure Services Limited)
Notes to the consolidated financial statements for the year ended 31 March 2022

(₹ in Lakhs)

Particulars	As at 31 March 2022	As at 31 March 2021
7 : Investment in Associates (Trade Investment)		
<u>Non-current</u>		
in equity instruments (unquoted)		
- in fully paid-up equity shares of ₹ 10 each		
Wind Two Renergy Private Limited- 3,25,10,000 equity shares (refer note (i), (ii) & (iii) below)	3,251.00	3,251.00
	3,251.00	3,251.00

(i) The group has neither right to variable returns from its involvement with the investee and nor the ability to affect those returns through its power over the investee .

(ii) The group has entered into various binding agreements (including call & put option agreement and voting rights agreement) with a party to, inter-alia, transfer the shares of such companies at a future date and defining rights of the respective parties. In view of the provisions of these binding agreements, it is assessed that the group has ceased to exercise control over such companies in terms of Ind AS 110: Consolidated Financial Statements. Therefore, the group has accounted for investment in such companies as investment in 'associate' from the date of cessation of control.

(iii) The shares have been pledged by the group as additional security for loan availed by the respective associate company.


8 : Other financial assets

Non-current

Security Deposit	-	1,191.21
Non-current bank balances (from Note 14)	642.69	478.25
Unbilled revenue (See note below)	50,315.28	45,214.58
Others	-	456.82
Total	50,957.97	47,340.86

Current

Unbilled revenue (See note below)	1749.12	4,031.98
Consideration Receivable on Project Undertaking Transfer Agreement (Refer Note 32(2))	2.77	-
Consideration Receivable on transfer of Disposal group (refer note no 32(1))	469.84	-
Total	2,221.73	4,031.98



INOX GREEN ENERGY SERVICES LIMITED (formerly known as Inox Wind Infrastructure Services Limited)
Notes to the consolidated financial statements for the year ended 31 March 2022

9 : Deferred Tax

Year ended 31 March 2022

Rs. in Lakhs

Particulars	As at	As at
	31 March 2022	31 March 2021
Deferred tax assets	12,461.18	9,893.77

Year ended 31 March 2022

Deferred tax assets/(liabilities) in relation to:

Rs. in Lakhs

Particulars	Opening balance	Recognised in profit or loss	Recognised in other comprehensive income	Adjusted against consolidation	Adjusted against current tax liability	Closing balance
Property, plant and equipment	4,562.56	1,706.46	-	-	-	6,269.02
Straight lining of O & M revenue	(15,606.89)	(288.86)	-	536.43	-	(15,359.32)
Allowance for expected credit losses	1,442.79	1,242.43	-	-	-	2,685.22
Defined benefit obligations	86.70	5.95	(12.88)	-	-	79.77
Equity component of Compound financial instrument	(1,758.25)	1,758.25	-	-	-	-
Business loss	16,651.59	(246.52)	-	35.40	-	16,440.47
Other deferred tax assets	2,184.86	(2,080.02)	-	(89.23)	-	15.61
Other deferred tax liabilities	-	-	-	-	-	-
	7,563.36	2,097.69	(12.88)	482.60	-	10,130.77
MAT credit entitlement	2,330.41	-	-	-	-	2,330.41
Total	9,893.77	2,097.69	(12.88)	482.60	-	12,461.18


Year ended 31 March 2021

Deferred tax assets/(liabilities) in relation to:

Rs. in Lakhs

Particulars	Opening balance	Recognised in profit or loss	Recognised in other comprehensive income	Adjusted against consolidation	Adjusted against current tax liability	Closing balance
Property, plant and equipment	1,667.13	2,895.43	-	-	-	4,562.56
Straight lining of O & M revenue	(14,488.32)	(1,118.57)	-	-	-	(15,606.89)
Allowance for expected credit losses	794.64	648.15	-	-	-	1,442.79
Defined benefit obligations	81.17	13.37	(7.84)	-	-	86.70
Equity component of Compound financial instrument	(1,758.25)	-	-	-	-	(1,758.25)
Business loss	15,295.62	1,340.29	-	15.68	-	16,651.59
Other deferred tax assets	439.54	78.87	-	-	-	518.41
Other deferred tax liabilities	1,658.85	7.60	-	-	-	1,666.45
	3,690.38	3,865.14	(7.84)	15.68	-	7,563.36
MAT credit entitlement	2,330.41	-	-	-	-	2,330.41
Total	6,020.79	3,865.14	(7.84)	15.68	-	9,893.77

The Group has recognised deferred tax assets on its unabsorbed depreciation and business losses carried forward. The Group has executed long term Operation & maintenance contracts with the customers. Revenue in respect of such contracts will get recognised in future years as per the accounting policy of the group. Based on these contracts, the group has reasonable certainty as on the date of the balance sheet, that there will be sufficient taxable income available to realize such assets in the near future. Accordingly, the Group has created deferred tax assets on its carried forward unabsorbed depreciation and business losses.





INOX GREEN ENERGY SERVICES LIMITED (formerly known as Inox Wind Infrastructure Services Limited)
Notes to the consolidated financial statements for the year ended 31 March 2022

(₹ in Lakhs)

Particulars	As at	
	31 March 2022	31 March 2021
9A : Income tax assets (net)		
<u>Non-current</u>		
Income tax paid (net of provisions)	1,641.33	1,335.02
Paid under Protest	-	10.00
Total	1,641.33	1,345.02
10 : Other assets		
<u>Non-current</u>		
Capital advances	860.00	862.62
Balances with government authorities		
- Balances in service tax, VAT and GST accounts	-	619.91
Prepayments - others	-	0.20
Total	860.00	1,482.73
<u>Current</u>		
Advance to suppliers	2,510.47	20,154.78
Balances with government authorities		
- Balances in Service tax, VAT & GST accounts*	4,733.74	7,391.90
- Paid under Protest	-	19.93
Prepayments - others	1,492.48	956.17
Advance for Expenses	74.70	208.48
Other Recoverable	184.65	3.30
Total	8,996.04	28,734.56



*Subject to reconciliation with 2A & 2B and includes GST input tax credit blocked by the department amounting ₹ 640.00 Lakhs (31 March 2021 : ₹ 640.00 Lakhs)



INOX GREEN ENERGY SERVICES LIMITED (formerly known as Inox Wind Infrastructure Services Limited)
Notes to the consolidated financial statements for the year ended 31 March 2022

(₹ in Lakhs)


Particulars	As at 31 March 2022	As at 31 March 2021
11 : Inventories (at lower of cost and net realisable value)		
Construction materials	2,137.81	10,186.67
Work-in-progress*	-	25,311.62
Total	2,137.81	35,498.29
*See Note No. 51		
12 : Trade receivables (Unsecured)		
(Unsecured, considered good, unless otherwise stated)		
Current		
Considered good*	7,053.31	26,449.75
Less: Allowance for expected credit losses	(248.66)	(4,129.70)
Total	6,804.65	22,320.05
*Ageing Refer Note 45		
13 : Cash and cash equivalents		
Balances with banks		
in Current accounts	4,471.53	11,962.38
in Cash credit accounts	-	57.10
Cash on hand	0.09	3.68
Total	4,471.62	12,023.16
14 : Other bank balances		
Fixed deposits with original maturity period of less than 3 months	4,049.32	-
Fixed deposits with original maturity period of more than 3 months but less than 12 months*	-	210.14
Fixed deposit with original maturity for more than 12 months*	3,158.54	1,195.71
	7,207.86	1,405.85
Less: Amount disclosed under Note 8 - 'Other financial assets-Non current'	642.69	478.25
Total	6,565.17	377.60
Notes:		
*Other bank balances include margin money deposits kept as security against bank guarantees as under:		
a) Fixed deposits with original maturity for more than 3 months but less than 12 months	-	210.14
b) Fixed deposits with original maturity for more than 12 months	3,158.54	1,195.71
15 : Loans		
Current		
Inter-corporate deposits to associates, considered good	3,114.76	866.14
-Inter-corporate deposits to other parties	-	12.57
Total	3,114.76	878.71



INOX GREEN ENERGY SERVICES LIMITED (formerly known as Inox Wind Infrastructure Services Limited)
Notes to the consolidated financial statements for the year ended 31 March 2022

(₹ in Lakhs)

Particulars	As at	
	31 March 2022	31 March 2021
19 : Provisions		
Non-current		
Provision for employee benefits (Refer Note 35)		
Gratuity	134.44	131.67
Compensated absences	84.81	69.20
Total	219.25	200.87
Current		
Provision for employee benefits (Refer Note 35)		
Gratuity	4.74	16.32
Compensated absences	4.33	30.94
Total	9.07	47.26
20 : Other Liabilities		
Non-current		
Income received in advance	23,856.42	5,842.13
Total	23,856.42	5,842.13
Current		
Advances received from customers	2,074.29	31,825.40
Income received in advance	1,963.44	1,519.34
Statutory dues and taxes payable	1,227.11	2,040.15
Other Payables	1,781.14	-
Total	7,045.98	35,384.89



INOX GREEN ENERGY SERVICES LIMITED (formerly known as Inox Wind Infrastructure Services Limited)
Notes to the consolidated financial statements for the year ended 31 March 2022

(₹ In Lakhs)

Particulars	As at	
	31 March 2022	31 March 2021
21 : Current borrowings		
Secured borrowings		
From banks		
- Cash Credit (*)	491.39	7,453.79
- Over Draft (**)	-	18,289.30
- Working Capital Demand Loan (**)	10,000.00	-
Rupee term loans		
- Short Term Loan	1,300.00	-
Unsecured borrowings		
From related parties		
- Inter-corporate deposits from holding company (#)	12,925.65	62,324.61
- 0.01% Non-Convertible, Non-Cumulative, Participating, Redeemable Preference Shares (NCPRPS) (Refer Note 18A)	20,000.00	-
Current maturities of non-current borrowings (Refer Note 18)	13,991.69	22,734.67
	58,708.74	1,10,802.37
Less: Disclosed under Note 23: "Other current financial liabilities"		
- Interest accrued but not due	(236.94)	(4,618.54)
Total	58,471.80	1,06,183.83

Terms of repayment

*Cash credit Rs 491.39 Lakhs (Previous year Rs 4,953.79 Lakhs) taken from yes bank carries interest @ MCLR plus 0.35% against corporate guarantee of Gujarat Fluorochemicals Limited and First Pari Passu charge on Current assets & Second charge on moveable fixed assets of the company.

** Over Draft facility Nil (Previous year Rs. 18,199.48 Lakhs) taken from IDBI bank Limited carries interest @ MCLR plus 15bps pa against Fixed Deposit of Gujarat Fluorochemicals Limited.

Working capital demand loan taken during the year amounting to Rs. 10,000 Lakhs carries interest @ MCLR plus 2.50% against corporate guarantee of Gujarat

Inter-corporate deposit from holding company is unsecured, repayable on demand and carries interest @ 7.00% p.a. to 12.00%p.a.

For short term loan- terms of repayment and securities etc. Refer Note 18

22 : Trade payables

Current

- Dues to micro and small enterprises	-	66.56
- Dues to others*	8,026.26	51,857.90
Total	8,026.26	51,924.46

*Ageing Refer Note 45a

Particulars	2021-22	2020-21
Principal amount due to suppliers under MSMED Act at the year end	-	66.56
Interest accrued and due to suppliers under MS-MED Act on the above amount, unpaid at the year end.	-	3.65
Payment made to suppliers (other than interest) beyond the appointed date during the year	-	116.76
Interest paid to suppliers under section 16 of MSMED Act during the year	-	-
Interest due and payable to suppliers under MSMED Act for payments already made.	-	8.16
Interest accrued and not paid to suppliers under MSMED Act up to the year end	-	156.41

Note: The above information has been disclosed in respect of parties which have been identified on the basis of the information available with the Group.

23 : Other financial liabilities


Non-current

Derivative financial liabilities	-	480.23
Total	-	480.23

Current

Current maturities of non-current borrowings (Refer Note 19)

Interest accrued		
- on borrowing	362.09	4,717.93
- on advance from customers	-	2,415.67
Creditors for capital expenditure	425.19	591.45
Consideration payable for business combinations	-	45.00
Purchase Consideration Payable	-	-
Employee dues payables	364.86	1,356.65
Other Payables	-	20,699.03
Expenses payables	675.45	175.52
Total	1,827.57	30,001.25



INOX GREEN ENERGY SERVICES LIMITED (formerly known as Inox Wind Infrastructure Services Limited)
Notes to the consolidated financial statements for the year ended 31 March 2022

Particulars	₹ in Lakhs	
	As at 31 March 2022	As at 31 March 2021
16 : Equity share capital		
Authorised capital 30,00,00,000 equity shares of ₹ 10 each	30,000.00	15,200.00
Issued, subscribed and paid up 23,50,16,258 equity shares of ₹ 10 each	23,501.63	12,861.99
	<u>23,501.63</u>	<u>12,861.99</u>

(a) Reconciliation of the number of Equity shares outstanding at the beginning and at the end of the year

Particulars	As at 31 March 2022		As at 31 March 2021	
	No. of shares	₹ in Lakhs	No. of shares	₹ in Lakhs
Outstanding at the beginning of the year	12,86,19,927	12,861.99	11,62,12,979	11,621.30
Shares issued during the year*	10,63,96,331	10,639.64	1,24,06,948	1,240.69
Outstanding at the end of the year	<u>23,50,16,258</u>	<u>23,501.63</u>	<u>12,86,19,927</u>	<u>12,861.99</u>

(b) Rights, preferences and restrictions attached to equity shares

The Company has only one class of equity shares having par value of ₹ 10 per share. Each shareholder is eligible for one vote per share held and entitled to receive dividend as declared from time to time. In the event of liquidation of the Company, the holders of equity shares will be entitled to receive the remaining assets of the Company, in proportion of their shareholding.

(c) Shares held by holding company

Particulars	As at 31 March 2022		As at 31 March 2021	
	No. of shares	₹ in Lakhs	No. of shares	₹ in Lakhs
Inox WInd Limited(*)	22,05,31,701	22,053.17	12,65,72,781	12,657.28

(d) Details of shares held by each shareholder holding more than 5% shares:

Name of Shareholder	As at 31 March 2022		As at 31 March 2021	
	No. of Shares	% of holding	No. of Shares	% of holding
Inox Wind Limited(*)	22,05,31,701	93.84%	12,65,72,781	98.41%

(*) Including shares held through nominee shareholders.

(e) Allotment of Equity Shares by way of Conversion

During the year ended 31 March 2022, the Company has converted its 4th & 5th tranches of debentures amounting to ₹ 10,000.00 lakh each into 2,48,01,587 number of shares and unsecured debt amounting to ₹ 39,187.57 Lakh into 4,85,95,701 number of shares at a price of ₹ 80.64/ per share.

During the year ended 31 March 2021, the Company has converted its 3rd tranches of debentures amounting to ₹ 10,000.00 lakhs each into 5,88,23,529 number of shares at a price of ₹ 80.60/per share.


(f) Allotment of Equity Shares in lieu of other than Cash Consideration

During the year ended 31 March 2022, the company has issued 3,29,99,043 number of shares at a price of ₹80.64/ per share, for a consideration other than cash in lieu of the debt/liability/provisions owed to the allottees on account of receipt of material / services / others / interest etc. from time to time.

(g) Shareholding of Promoters as under:

As at 31 March 2022			
Share held by promoters at the end of the year			
Promoter Name	No. of Share	%of total Share	% Changes during the year
Inox Wind Limited	22,05,31,701	93.84%	-4.57%
Total	22,05,31,701	93.84%	-4.57%

As at 31 March 2021			
Share held by promoters at the end of the year			
Promoter Name	No. of Share	%of total Share	% Changes during the year
Inox Wind Limited	12,65,72,781	98.41%	-1.59%
Total	12,65,72,781	98.41%	-1.59%



INOX GREEN ENERGY SERVICES LIMITED (formerly known as Inox Wind Infrastructure Services Limited)
Notes to the consolidated financial statements for the year ended 31 March 2022

17 : Other equity

Particulars	(₹ in Lakhs)	
	As at 31 March 2022	As at 31 March 2021
Security Premium	92,041.11	17,022.38
Retained earnings	(36,680.28)	(30,679.58)
General reserve	1,800.00	1,800.00
Total	57,160.83	(11,857.20)

17 (i) Debenture redemption reserve

Balance at beginning of the year	-	1,800.00
Less: Transfer to General Reserve on redemption of debenture	-	(1,800.00)
Balance at the end of the year	-	-

During the year ended 31 March 2021, the company has redeemed the redeemable non convertible debenture accordingly debenture redemption Reserve has been transferred to General reserve.

17 (ii) Security Premium:

Balance at beginning of the year	17,022.39	8,289.88
Add: Addition during the year	75,158.37	8,759.31
Less: Stamp duty paid on increase of authorised share capital	(139.65)	(26.80)
Balance at the end of the year	92,041.11	17,022.39

17 (iii) Retained earnings:



Balance at beginning of the year	(30,679.58)	(15,339.81)
Profit/(loss) for the year	(9,319.62)	(15,367.20)
Other comprehensive income for the year, net of income tax	28.64	14.60
Transfer on account of Conversion of Optionally Convertible Debentures (OCDs)*	3,290.28	-
Eliminated on disposal of subsidiary	-	12.83
Balance at the end of the year	(36,680.28)	(30,679.58)

*As mentioned in note 16(e) of the Consolidated Financial Information, the Company has redeemed the all tranches of OCDs by way of conversion into its equity shares and accordingly Equity component has been transferred to Retained Earnings.

The amount that can be distributed by the Company as dividends to its equity shareholders is determined based on the separate financial statements of the Company and also considering the requirements of the Companies Act, 2013. Thus, the amounts reported above may not be distributable in entirety.

17 (iv) General Reserve:

Balance at beginning of the year	1,800.00	-
Add: Transfer on account of redemption of debentures	-	1,800.00
Balance at the end of the year	1,800.00	1,800.00



INOX GREEN ENERGY SERVICES LIMITED (formerly known as Inox Wind Infrastructure Services Limited)
Notes to the consolidated financial statements for the year ended 31 March 2022

18: Non current borrowings

(₹ in Lakhs)

Particulars	As at	As at
	31 March 2022	31 March 2021
Secured loans		
a) Debentures		
9.50% Redeemable non convertible debentures (NCDs)	11,950.91	19,392.45
b) Rupee term loans		
From banks	15,351.86	5,836.17
From Financial Institution	16,439.75	10,000.00
c) Working capital term loans		
From banks	2,318.37	2,417.03
Unsecured loans		
a) Debentures		
Optionally convertible debentures - Liability portion of compound financial instrument	-	20,104.33
Total	46,060.89	57,749.98
Less: Disclosed under Note 21: current borrowings		
- Current maturities of non-current borrowings	(13,991.69)	(22,734.67)
Less: Disclosed under Note 23: Other current financial liabilities -		
- Interest accrued	(124.40)	(96.75)
Total	31,944.80	34,918.56



Terms of repayment and securities etc.

a) 9.50% Redeemable non convertible debentures (NCDs)

i) 195 non convertible redeemable debentures of ₹10 Lakhs each fully paid up are Issued at par, and carry interest @ 9.50 % p.a. payable semi annually. The maturity pattern of the debentures is as under:

Month	Principal	Principal
Sep-21	-	3,500.00
Mar-22	-	4,000.00
Sep-22	4,000.00	4,000.00
Mar-23	4,000.00	4,000.00
Sep-23	4,000.00	4,000.00
Total	12,000.00	19,500.00

First pari passu charge on all the movable fixed assets and first ranking exclusive charge on the immovable property of the Issuer situated in the districts of Amreli, Surendranagar and Rajkot in Gujarat. NCD's are further secured by an unconditional, irrevocable and continuing Corporate guarantee from "Gujarat Fluorochemicals Ltd".




INOX GREEN ENERGY SERVICES LIMITED (formerly known as Inox Wind Infrastructure Services Limited)
Notes to the consolidated financial statements for the year ended 31 March 2022

b) Rupee term loan from ICICI Bank Ltd:-

Working capital long term loan is secured by second pari passu charge on existing & future movable fixed assets and current assets to Yes Bank carries interest MCLR+2.5% p.a. Principal repayment pattern of the loan is as under:

Month	(₹ in Lakhs)	
	Principal	Principal
Apr-22	291.67	-
May-22	291.67	-
Jun-22	291.67	-
Jul-22	291.67	-
Aug-22	291.67	-
Sep-22	291.67	-
Oct-22	291.67	-
Nov-22	291.67	-
Dec-22	291.67	-
Jan-23	291.67	-
Feb-23	291.67	-
Mar-23	291.67	-
Apr-23	291.67	-
May-23	291.67	-
Jun-23	291.67	-
Jul-23	291.67	-
Aug-23	291.67	-
Sep-23	291.67	-
Oct-23	291.67	-
Nov-23	291.67	-
Dec-23	291.67	-
Jan-24	291.67	-
Feb-24	291.67	-
Mar-24	291.67	-
Apr-24	291.67	-
May-24	291.67	-
Jun-24	291.67	-
Jul-24	291.67	-
Aug-24	208.33	-
Sep-24	208.33	-
Oct-24	208.33	-
Nov-24	208.33	-
Dec-24	208.33	-
Jan-25	208.33	-
Total	9,416.67	-



INOX GREEN ENERGY SERVICES LIMITED (formerly known as Inox Wind Infrastructure Services Limited)
Notes to the consolidated financial statements for the year ended 31 March 2022

c) Rupee term loan from IndusInd Bank Ltd:-

Rupee term loan is taken from IndusInd Bank Ltd is secured by second pari passu charges on the current assets, cash flows and receivables both present & Future of the Company and carries interest @ MCLR plus 0.20% p.a. Principal repayment pattern of the loan is as under:

Month	Principal	Principal
Mar-21	-	400.00
Jun-21	-	400.00
Sep-21	-	500.00
Dec-21	-	500.00
Mar-22	-	500.00
Jun-22	500.00	500.00
Sep-22	500.00	500.00
Total	1,000.00	3,300.00

d) Rupee term loan from Yes Bank Ltd:


Rupee term loan taken from Yes Bank Ltd is secured by unconditional and irrevocable corporate guarantee from Gujarat fluorochemicals Limited and second charge on existing and future movable fixed assets of the Group and carries interest @ 9.85% p.a. Principal repayment pattern of the loan is as under:

Month	Principal	Principal
Jul-21	-	250.00
Total	-	250.00

e) Working capital long term loan from Yes Bank Ltd:

Working capital long term loan is secured by second pari passu charge on existing & future movable fixed assets and current assets to Yes Bank carries interest MCLR+1% with a capping @ 9.25% p.a. 100% credit guarantee by National Credit Guarantee Trust Company Limited. Principal repayment pattern of the loan is as under:

Month	Principal	Principal
Feb-22	-	50.00
Mar-22	-	50.00
Apr-22	50.00	50.00
May-22	50.00	50.00
Jun-22	50.00	50.00
Jul-22	50.00	50.00
Aug-22	50.00	50.00
Sep-22	50.00	50.00
Oct-22	50.00	50.00
Nov-22	50.00	50.00
Dec-22	50.00	50.00
Jan-23	50.00	50.00
Feb-23	50.00	50.00
Mar-23	50.00	50.00
Apr-23	50.00	50.00
May-23	50.00	50.00
Jun-23	50.00	50.00
Jul-23	50.00	50.00
Aug-23	50.00	50.00
Sep-23	50.00	50.00
Oct-23	50.00	50.00
Nov-23	50.00	50.00
Dec-23	50.00	50.00
Jan-24	50.00	50.00
Feb-24	50.00	50.00
Mar-24	50.00	50.00
Apr-24	50.00	50.00
May-24	50.00	50.00
Jun-24	50.00	50.00
Jul-24	50.00	50.00
Aug-24	50.00	50.00
Sep-24	50.00	50.00
Oct-24	50.00	50.00
Nov-24	50.00	50.00
Dec-24	50.00	50.00
Jan-25	50.00	50.00
Feb-25	50.00	50.00
Mar-25	50.00	50.00
Apr-25	50.00	50.00
May-25	50.00	50.00
Jun-25	50.00	50.00
Jul-25	50.00	50.00
Aug-25	50.00	50.00
Sep-25	50.00	50.00
Oct-25	50.00	50.00
Nov-25	50.00	50.00
Dec-25	50.00	50.00
Jan-26	50.00	50.00
Total	2,300.00	2,400.00



f) Optionally Convertible Debentures (OCDs) (unsecured) :

The debentures of ₹ 1,000 each, fully paid up, are issued to the holding Company, at par, and carry interest @ 4% p.a. The entire amount of debentures is convertible into fully paid up equity shares of ₹ 10 each at the option of the debenture holder, at the end of the term of the respective debentures. The equity shares will be issued at the price as per the valuation report to be obtained at each conversion date. If not converted, the debentures are redeemable at par. The maturity pattern of the debentures is as under:

For the year ended 31 March 2021

Debenture Series	Date of allotment	Maturity Period	Number of Debentures	Amount (₹ in Lakh)
Series E	17th Nov.2015*	7 years	10,00,000	10,000.00
Series D	5th Nov.2015	6 years	10,00,000	10,000.00
Total			20,00,000	20,000.00

* Series E OCDs with date of allotment 17 November 2015 and maturity period 7 years were premature converted into equity shares of ₹10 each during the year ended 31 March 2022.

The optionally convertible debentures are presented in the balance sheet as follows:

Particulars	As at 31 March 2022	As at 31 March 2021*
Face value of debentures issued	-	20,000.00
Less: Equity component of optionally convertible debentures	-	5,031.62
		14,968.38
Less: Derivative portion	-	480.23
		14,488.15
Add: Effect of unwinding cost, gain/loss on derivative portion and interest paid	-	5,616.18
		20,104.33
Equity component of optionally convertible debentures	-	5,031.62

* The equity component of optionally convertible debentures has been presented on the face of the balance sheet net of deferred tax of Rs. 1,741.34 Lakhs.

g) Rupee Term loan from HDFC

Term loan is taken from HDFC Bank by first pari passu charges on the plant and machinery of the Company and carries interest MCLR+1 p.a. Restricted to 9.5% Principal repayment pattern of the loan is as under:

Month	(₹ in Lakhs)	
	Principal	Principal
Apr-23	416.67	-
May-23	416.67	-
Jun-23	416.67	-
Jul-23	416.67	-
Aug-23	416.67	-
Sep-23	416.67	-
Oct-23	416.67	-
Nov-23	416.67	-
Dec-23	416.67	-
Jan-24	416.67	-
Feb-24	416.67	-
Mar-24	416.67	-
Total	5,000.00	-

h) Rupee Term Loan from Power Finance Corporation (31 March 2022: ₹16,439.75 Lakhs, 31 March 2021: ₹10,000 Lakhs)

Rate of Interest:

The rate of interest is 10.50%, with 1 year reset as per PFC policy.

Repayment of loan:

The loan shall be repaid in 204 structured monthly instalment, payable on standard due dates, commencing from the standard due date, falling 12 months after scheduled Commissioning date (COD) of the project or COD, whichever is earlier.

Primary Security:


a) First charge by way of mortgage over all the immovable properties and hypothecation of movable properties including plant & machinery, machinery spares, equipment, tools & accessories furniture & fixtures, vehicles, over all the intangible, goodwill, uncalled capital and first charge on operating cash flows, book debts, receivables, commissions, revenues.

Collateral Security:

- a) Pledge 51% equity shares & 51% of compulsory convertible debentures (CCDs) of the Company
b) DSRA: 2 (Two) quarters of principal & interest payment

Interim Collateral Security:

- a) Pledge over additional 26% equity shares & 26% of CCDs till creation and perfection of security.
b) Corporate Guarantee of Inox Wind Limited



18A : Preference share capital

Particulars	₹ in Lakhs	
	As at 31 March 2022	As at 31 March 2021
Authorised capital		
20,00,00,000 (31 March 2021: Nil) 0.01% Non-Convertible, Non-Cumulative, Participating, Redeemable Preference Shares of ₹ 10 each	20,000.00	-
Issued, subscribed and paid up		
20,00,00,000 (31 March 2021: Nil) 0.01% Non-Convertible, Non-Cumulative, Participating, Redeemable Preference Shares of ₹10 each	20,000.00	-

(a) Reconciliation of the number of 0.01% Non-Convertible, Non-Cumulative, Participating, Redeemable Preference Shares outstanding at the beginning and at the end of the year:

Particulars	As at 31 March 2022		As at 31 March 2021	
	No. of shares	(₹ in Lakhs)	No. of shares	(₹ in Lakhs)
Outstanding at the beginning of the year	-	-	-	-
Shares issued during the year	20,00,00,000	20,000.00	-	-
Outstanding at the end of the year	20,00,00,000	20,000.00	-	-

(b) Rights, preferences and restrictions attached to 0.01% Non-Convertible, Non-Cumulative, Participating, Redeemable Preference Shares:

The Company has only one class of preference shares having par value of ₹ 10 per share. These preference shares are bearing coupon rate @0.01% and are Non-Convertible, Non-Cumulative, Participating, Redeemable Preference Shares (NCPRPS), fully paid-up, at par. These preference shares shall be redeemed at any time within a period of 5 years from the date of allotment and subscriber to these NCPRPS also has right to demand the redemption at any time within a period of 5 years from the date of allotment. These NCPRPS shall rank for dividend in priority to the Equity Shares of the Company and the holders of NCPRPS will be entitled to receive a participatory dividend in a financial year in which the Company pays dividend to its equity shareholders (Participatory dividend). Such participatory dividend will be payable at the same rate as the dividend paid on the equity shares. NCPRPS shall, in case of winding up, be entitled to rank, as regards repayment of capital and dividend (if declared by the Company), up to the commencement of the winding up, in priority to the equity Shares and shall also be entitled to participation in profits or assets or surplus funds, on the event of winding-up which may remain after the entire capital has been repaid. Holders of NCPRPS shall be paid dividend on a non-cumulative basis. NCPRPS shall not be convertible into Equity Shares, shall not carry any voting rights, shall be redeemable at par at any time within a period not exceeding 5 (five) years from the date of allotment as per the provisions of the Companies Act, 2013.

(c) Allotment of NCPRPS by way of Conversion

During the year, the Company has converted unsecured debt amounting to ₹ 20,000.00 Lakhs into 20,00,00,000 number of shares at a price of ₹ 10/ per share.

(d) Shares held by holding company

Particulars	As at 31 March 2022		As at 31 March 2021	
	No. of shares	(₹ in Lakhs)	No. of shares	(₹ in Lakhs)
Inox Wind Limited	20,00,00,000	20,000.00	-	-

(e) Details of shares held by each shareholder holding more than 5% shares:

Name of Shareholder	As at 31 March 2022		As at 31 March 2021	
	No. of Shares	% of holding	No. of Shares	% of holding
Inox Wind Limited	20,00,00,000	100.00%	-	-

(f) Shareholding of Promoters as under:

As at 31 March 2022



Share held by promoters at the end of the year

Promoter Name	No. of Share	% of total Share	% Changes during the period
Inox Wind Limited	2,00,00,00,000	100.00%	100.00%
Total	2,00,00,00,000	100.00%	100.00%

As at 31 March 2021


Share held by promoters at the end of the year

Promoter Name	No. of Share	% of total Share	% Changes during the period
Inox Wind Limited	-	0.00%	0.00%
Total	-	0.00%	0.00%



INOX GREEN ENERGY SERVICES LIMITED (formerly known as Inox Wind Infrastructure Services Limited)
Notes to the consolidated financial statements for the year ended 31 March 2022

Particulars	Rs. in Lakhs	
	Year ended 31 March 2022	Year ended 31 March 2021
24 : Revenue from Operations		
Sale of services	15,773.28	17,188.10
Other operating revenue	1,443.35	36.64
Total	17,216.63	17,224.74
25 : Other Income		
a) Interest income		
Interest income calculated using the effective interest method:		
On fixed deposits with banks	95.17	86.48
On Inter-corporate deposits	87.23	88.75
On long term investment	-	-
Other interest income	-	-
On Income tax/Vat refunds	-	150.09
CBG interest income	22.19	-
	204.59	325.32
b) Other gains		
Net gains on derivative portion of compound financial instrument	-	695.73
c) Gain on investment carried at FVTPL		
Gain on fair valuation of investment in Mutual Fund	-	13.90
d) Other non operating income		
Insurance claims	-	352.99
Misc Balances Write Back	-	15.85
Profit on sale of Investment	81.61	-
Profit on cancellation of O&M Contract	520.38	-
Other Income	1,000.00	-
Total	1,806.58	1,403.79



INOX GREEN ENERGY SERVICES LIMITED (formerly known as Inox Wind)
Notes to the consolidated financial statements for the year ended 31 March 2022

Rs. in Lakhs

Particulars	Rs. in Lakhs	
	Year ended 31 March 2022	Year ended 31 March 2021
26 : EPC, O&M, Common infrastructure facility and site development expenses		
Construction material consumed	672.08	286.65
Equipments & machinery hire charges	38.91	35.98
Subcontractor cost	0.60	-
O&M repairs	1,116.56	1,582.06
Legal & professional fees & expenses	360.86	50.33
Stores and spares consumed	361.90	1,006.34
Rates & taxes and regulatory fees	-	0.29
Rent	122.70	138.49
Labour charges	215.18	64.71
Insurance	347.07	444.26
Security charges	723.47	805.86
Travelling & conveyance	781.72	880.49
Miscellaneous expenses	88.52	94.91
Total	4,829.57	5,390.37

26a: Purchase of stock in trade

Purchases of stock-in-trade	2,219.83	-
Total	2,219.83	-


During the year ended 31 March 2022, material amounting to ₹ 2,219.00 lakhs related to transferred undertaking has been received by the Holding Company and same has been accounted as a purchase of stock in trade and the has been booked and transferred to RESCO.

26b: Change in inventory

Opening Stock		
Project inventory	-	-
Less : Closing Stock		
Project inventory	776.48	-
(Increase) / decrease in stock	(776.48)	-


27 : Employee benefits expense

Salaries and wages	1,767.39	1,459.67
Contribution to provident and other funds	78.02	77.86
Gratuity	51.37	59.79
Staff welfare expenses	269.35	282.08
Total	2,166.13	1,879.40



INOX GREEN ENERGY SERVICES LIMITED (formerly known as Inox Wind)
Notes to the consolidated financial statements for the year ended 31 March 2022

Particulars	Rs. in Lakhs	
	Year ended 31 March 2022	Year ended 31 March 2021
28 : Finance costs		
a) Interest on financial liabilities carried at amortised cost		
Interest on borrowings	4,474.32	2,535.34
Interest to related parties	-	-
Interest to related parties	104.40	-
b) Other interest cost		
Interest on delay payment of Taxes	45.34	-
Other interest	-	1.21
c) Other borrowing costs		
Bank Guarantee Charges	291.73	355.98
Corporate guarantee Charges	564.38	257.22
d) Unwinding cost of compound financial instrument	-	2,902.95
Total	5,480.17	6,052.70
29 : Depreciation and amortisation expense		
Depreciation of property, plant and equipment	5,015.91	4,541.18
Amortisation of intangible assets	0.58	367.08
Total	5,016.49	4,908.26
30 : Other Expenses		
Directors' sitting fees	9.80	5.40
Rent	6.25	2.87
Legal and professional fees and expenses	53.42	191.78
Allowance for expected credit losses	146.96	34.65
Liquidated damages	-	1,364.81
Loss on Convesion of Optionally Convertible Debentures	200.28	-
Interest on TDS	-	1.76
Miscellaneous expenses	141.43	131.68
Total	558.14	1,732.95




INOX GREEN ENERGY SERVICES LIMITED (formerly known as Inox Wind Infrastructure Services Limited)
Notes to the consolidated financial statements for the year ended 31 March 2022

31. Earnings per share

Particulars	Year ended 31 March 2022	Year ended 31 March 2021
Basic earning/(loss) per share		
Net Profit/(loss) for the year attributable to the equity share holder from continuing operations (₹ in lakhs)	(495.10)	(2,772.98)
Net Profit/(loss) for the year attributable to the equity share holder from discontinuing operations (₹ in lakhs)	(8,819.85)	(12,593.22)
Weighted average number of equity shares used in calculation of basic EPS (Nos)	19,71,30,861	12,13,45,716
Weighted average number of equity shares used in calculation of diluted EPS (Nos.)	19,71,30,861	15,34,33,823
Basic earnings per share ₹10 each (for continuing operations) (not annualised) (in ₹)	(0.25)	(2.29)
Diluted earning per share ₹10 each (for continuing operations) (not annualised) (in ₹)	(0.25)	(2.29)
Basic earnings per share ₹10 each (for discontinued operations) (not annualised) (in ₹)	(4.47)	(10.38)
Diluted earning per share ₹10 each (for discontinued operations) (not annualised) (in ₹)	(4.47)	(10.38)

Note: The anti-dilutive effect for the year ended 31 March 2022 and 31 March 2021 is ignored.



32 : Note on Discontinued Operations:

1. Slump Sale of the Erection, Commissioning and Procurement Business (referred to as 'EPC Business'):

On 06 October 2021, as a part of the business reorganisation, the Holding Company's Board of Directors have approved transfer of its EPC business to wholly owned subsidiary ('WOS') of its Holding Company, Inox Wind Limited ('IWL'), RESCO Global Wind Service Limited ('RESCO'), with an objective to segregate the EPC Business and Operations and Maintenance Business (referred as 'O&M Business') of the Holding Company. The divestment has been approved by the shareholders of the Company in their Extra-ordinary General Meeting held on 21 October 2021.

Subsequently on 31 December 2021, to implement the above divestiture, the Holding Company has executed a Business Transfer Agreement ('BTA') with RESCO to transfer EPC business undertaking, together with all assets and liabilities as specified in the BTA in relation to the EPC business as a going concern through slump sale. The assets and liabilities of the EPC business amounting to ₹ 98,598.55 Lakhs and ₹ 98,128.71 Lakhs respectively are transferred to RESCO from the date BTA becoming effective and difference on assets and liabilities amounting ₹ 469.84 Lakhs on transfer of the EPC Business undertaking has recorded as purchase consideration receivable. The holding company has completed its compliance with the terms and conditions of BTA on 31 December 2021 and consequently, the BTA has become effective from that date.

2. Project Undertaking Transfer Agreement (hereinafter referred as "PUTA"):

On 21 December 2021, as a part of the business reorganisation, Board of Directors of the WOS namely Wind Four Renergy Private Limited ("WFRPL") in their meeting held on 15 November 2021 have approved transfer of its Business of generation and sale of wind energy (referred to as 'Project Business') to RESCO. The divestment has been approved by the shareholders of the Company in their Extra-ordinary General Meeting held on 20 December 2021.

Subsequently on 21 December 2021, to implement the above divestiture, WFRPL has executed a PUTA with RESCO to transfer Project, together with all assets and liabilities as specified in the PUTA. The assets and liabilities of the Project Business amounting to ₹ 4,280.72 Lakhs and ₹ 4,277.93 Lakhs respectively are transferred to RESCO and difference on Assets and liabilities amounting ₹ 2.79 Lakhs on transfer of the Project Business has recorded as purchase consideration receivable.

3. Share Sale Purchase Agreement:



On 06 October 2021, as a part of the business reorganisation, the Holding Company's Board of directors have approved transfer of RESCO to its holding company Inox Wind Limited ('IWL').

Further, on 06 October 2021, as a part of the business reorganisation, the Holding Company's Board of directors have approved transfer of following wholly owned subsidiaries (WOSs) to RESCO:

- a) Marut-Shakti Energy India Limited
- b) Satviki Energy Private Limited
- c) Sarayu Wind Power (Tallimadugula) Private Limited
- d) Sarayu Wind Power (Kondapuram) Private Limited
- e) Vinirrrmaa Energy Generation Private Limited
- f) RBRK Investments Limited

In respect of above business re-organisation to implement the divestiture the Holding Company has executed Share Purchase Agreement (SPA) with IWL and RESCO on 18 October 2021 & 25 October 2021 against sale consideration amounting to ₹ 1 Lakh and ₹ 158.61 Lakhs respectively. The respective subsidiaries company has completed its compliance with the terms and conditions of SPA on 19 October 2021 and 29 October 2021 respectively and consequently, the BTA has become effective from respective that date.

4. The activities of the EPC business, Project Business and transfer of the all subsidiaries as mentioned in para 3 above of the Holding Company, are considered as "Disposal Group", and presented as discontinued operation in accordance with the provisions of Indian Accounting Standard (Ind AS) 105 – 'Non-current Assets Held for Sale and Discontinued Operations'.




INOX GREEN ENERGY SERVICES LIMITED (formerly known as Inox Wind Infrastructure Services Limited)
Notes to the consolidated financial statements for the year ended 31 March 2022

32 : Note on Discontinued Operations:

5. Financial performance and cash flows for the Disposal Group:

S. No.	Particulars	31 March 2022	31 March 2021
a)	Analysis of profit/(loss) from discontinued operations		
	Revenue from operations	9,282.37	7,143.17
	Other Income	107.80	1,538.50
	Total Income	9,390.17	8,681.67
	Expenses		
	EPC, O&M and Common infrastructure facility expense	3,356.70	7,184.80
	Changes in inventories of work-in-progress	1,546.57	328.64
	Purchases of stock-in-trade	2,995.22	-
	Employee Benefits Expenses	823.31	586.81
	Finance Costs	4,957.70	8,442.62
	Depreciation and Amortisation Expense	1.52	2.83
	Other Expenses	6,651.14	7,388.97
	Total Expense	20,332.16	23,934.67
	Less: Expenditure capitalised	-	-
	Net Expenses	20,332.16	23,934.67
	Profit/(Loss) before exceptional items and tax	(10,941.99)	(15,253.00)
	Share of profit/(loss) of associates	-	(744.24)
	Profit/(Loss) before tax (III+IV=V)	(10,941.99)	(15,997.24)
	Exceptional Items	-	-
	Profit/(Loss) before tax from discontinued operations	(10,941.99)	(15,997.24)
	Tax Expense	(2,122.14)	(3,404.02)
	Profit / (loss) after tax from discontinued operations	(8,819.85)	(12,593.22)
	Other Comprehensive Income		
	Items that will not be re-classified to profit and loss		
	Re-measurements of the defined benefit plans	(7.17)	21.40
	Tax on above	2.50	(7.48)
	Total Other Comprehensive Income	(4.67)	13.92
	Total Comprehensive income for the year	(8,824.52)	(12,579.30)
b)	Net cash flow attributable to the discontinued operations*		
	Net Cash (outflows)/inflows from operating activities	-	(5,193.80)
	Net cash used in investing activities	-	(1,504.40)
	Net cash (outflows)/inflows from financing activities	-	6,661.80
	Net cash (outflows)/inflows	-	(36.40)
	* For the year ended 31 March 2022, the business operation of disposal Group has been transferred hence net cash outflows / inflows is not applicable.		



INOX GREEN ENERGY SERVICES LIMITED (formerly known as Inox Wind Infrastructure Services Limited)
Notes to the consolidated financial statements for the year ended 31 March 2022

32 : Note on Discontinued Operations:

6. To give effect of the aforesaid BTA agreement, Project Undertaking Transfer Agreement and Share Sale Purchase Agreement as stated above:
- As required under the Ind AS 105, Group has re-presented the Consolidated Statement of Profit and Loss for prior periods presented in the consolidated Statements so that the disclosures relate to all operations that have been discontinued at the end of the reporting period for the latest period is presented.
 - The EPC Business has historically operated as part of the Holding Company and not as a standalone entity. The figures representing the operations of the EPC Business have been derived from the Company's accounting records and are presented as a discontinued operation. As part of the Company, the EPC Business is dependent upon the Company for all of its working capital and financing requirements as the Holding Company uses a centralized approach to cash management and financing of its operations. Accordingly, Finance Cost on all general-purpose borrowings including current maturities, have been allocated based on the working capital requirement worked out by management on a reasonable basis for EPC business in each financial year.
 - Income and expenses pertaining to EPC Business have been allocated on a reasonable basis taking into consideration the respective cost/profit centres and employee head count and certain common expenses have been allocated basis the proportionate of total expense of the EPC Business and O&M Business.
 - The Holding company is in the process of compliance of various procedural terms and conditions as mentioned in the respective lender's No Objection Certificate (NOC) and condition subsequent to the BTA.
7. Contingent Liability for the Disposal Group: The Contingent Liability for 30 assumed legal proceeding associated with BTA and Contingent Liability for SPA associated with Disposal Group which has been transferred are as under:

(a) Claims against the Disposal Group not acknowledged as debts: claims made by contractors - ₹ 597.80 Lakhs

Some of the suppliers have raised claims including interest on account of non payment in terms of the respective contracts. The Disposal Group has contended that the suppliers have not adhered to some of the contract terms. At present the matters are pending before the jurisdictional authorities or are under negotiations.

(b) Claims against the Disposal Group not acknowledged as debts: claims made by customers - ₹ 5,709.10 Lakhs

(c) Claims made by vendors in National Company Law Tribunal (NCLT) ₹ 2,528.90 Lakhs

(d) Claim against the disposal Group by the supplier - ₹ 22.70 Lakhs


(e) In respect of Service tax matter - ₹ 265.80 Lakhs

The Disposal Group has received orders for the period April 2016 to March 2017, in respect of Service Tax, levying demand of ₹ 265.80 Lakhs on account of advance revenue received on which service tax has been already paid in financial year ended 31 March 2016. Since Service Tax Liability has been already discharged on such advance revenue, The Group has filed appeals before CESTAT. The Group has paid ₹ 19.90 Lakhs as pre deposit for filing of appeal.

(f) In respect of Income tax matter - ₹ 580.20 Lakhs

The Disposal Group has received orders for the period Assessment Year 2016-17, in respect of Income Tax, levying demand of ₹ 580.20 Lakhs on account of addition in income without considering the modus operandi of the business of the Disposal Group. The Group has filed appeal before commissioner of Income Tax (CIT Appeals) The Disposal Group has paid ₹ 10.00 Lakhs under protest.

All the above legal proceedings, shall be continued, prosecuted, defended and enforced by the RESCO. For the avoidance of doubt, it is clarified that the cost and expenses incurred in continuing, prosecuting, defending and enforcing the above Legal Proceedings shall be to the account of the RESCO. If pursuant to any such above Legal Proceedings, any penalties, interest or monetary liability of any nature whatsoever is required to be paid after the Closing Date, all such penalties, monetary liabilities and interest payments shall be discharged by the RESCO.




INOX GREEN ENERGY SERVICES LIMITED (formerly known as Inox Wind Infrastructure Services Limited)
Notes to the consolidated financial statements for the year ended 31 March 2022

32 : Note on Discontinued Operations:

8. The Consolidated Statement of Profit and Loss may not include all the actual expenses that would have been incurred had the EPC business operated as a standalone company during the periods presented and may not reflect financial performance had it operated as a standalone company during such periods. Actual costs that would have been incurred if EPC business had operated as a standalone company would depend on multiple factors, including organizational structure, capital structure, strategic and tactical decisions made in various areas, including information technology and infrastructure.

Therefore, the resulting financial performance in these consolidated Financial Statements may not be that which might have existed if the EPC business had been a standalone company.



INOX GREEN ENERGY SERVICES LIMITED (formerly known as Inox Wind Infrastructure Services Limited)
Notes to the consolidated financial statements for the year ended 31 March 2022

33. Capital Management

For the purpose of the Group's capital Management, capital includes issued equity share capital, security premium and all other equity reserves attributable to the equity holders of the Group.

The Group's capital Management objectives are:



- to ensure the Group's ability to continue as a going concern
- to provide an adequate return to shareholders by pricing products and services commensurately with the level of risk.

The Group manages its capital structure and makes adjustments in light of changes in economic conditions and the requirements of the financial covenants. To maintain or adjust the capital structure, the Group may adjust the dividend payment to shareholders, return capital to shareholders or issue new shares. The Group monitors capital using a gearing ratio, which is net debt divided by total equity. The Group includes within net debt, interest bearing loans and borrowings, trade and other payables, less cash and cash equivalents, excluding discontinued operations, if any.

The gearing ratio at the end of the reporting period was as follows:

Particulars	Rs. in Lakhs	
	As at 31 March 2022	As at 31 March 2021
Non-current borrowings	31,944.80	34918.50
Current borrowings	58,471.80	106183.90
Interest accrued but not due on borrowings	362.09	7133.60
Total debt	90,778.69	148236.00
Less: Cash and bank balances (excluding bank deposits kept as lien)	8,520.94	12023.10
Net debt	82,257.75	1,36,212.90
Total Equity	80,662.46	4296.2
Net debt to equity ratio	101.98%	3170.54%

In order to achieve this overall objective, the Group's capital Management, amongst other things, aims to ensure that it meets financial covenants attached to the interest-bearing loans and borrowings that define capital structure requirements. No changes were made in the objectives, policies or processes for managing capital during the year ended 31 March 2022 and 31 March 2021.



INOX GREEN ENERGY SERVICES LIMITED (formerly known as Inox Wind Infrastructure Services Limited)
Notes to the consolidated financial statements for the year ended 31 March 2022

34. Financial Instruments

(i) Categories of financial instruments

Particulars	Rs. in Lakhs	
	As at 31 March 2022	As at 31 March 2021
(a) Financial assets		
Measured at amortised cost		
(a) Cash and bank balances	11,679.48	13,429.01
(b) Trade receivables	6,804.65	22,320.05
(c) Loans	3,114.76	878.70
(d) Other financial assets	52,537.01	50,894.60
	74,135.90	87,522.36
Measured at fair value through profit or loss (FVTPL)		
(a) Investment in mutual funds	-	-
	-	-
Total	74,135.90	87,522.36
(b) Financial liabilities		
Measured at fair value through profit or loss (FVTPL)		
Derivative financial liabilities	-	480.23
Measured at amortised cost		
(a) Borrowings	90,416.60	1,41,102.40
(b) Trade payables	8,026.26	51,924.50
(c) Other financial liabilities	1,827.57	30,001.20
	1,00,270.43	2,23,508.33


The carrying amount reflected above represents the entity's maximum exposure to credit risk for such financial assets. Investment in associates are classified as equity investment have been accounted as at historic cost. Since these are scope out of Ind AS 109 for the purpose of measurement, the same have not been disclosed in the above table.

(ii) Financial risk management

The group's corporate finance function provides services to the business, coordinates access to financial market, monitors and manages the financial risks relating to the operations of the group through internal risk reports which analyse exposures by degree and magnitude of the risk. These risks include market risk (including currency risk, interest rate risk and other price risk), credit risk and liquidity risk.

(iii) Market Risk

Market risk is that the fair value of future cash flows of a financial instrument will fluctuate because of change in market price. The Group does not have any foreign currency exposure and hence is not subject to foreign currency risks. Further, the Group does not have any investments so the group is not subject to other price risks. Market risk comprise of interest rate risk and other price risk.



34. Financial Instruments

(iii)(a) Interest rate risk management

Interest rate risk refers to the possibility that the fair value or future cash flows of a financial instrument will fluctuate because of changes in market interest rate. The group is exposed to interest rate risk because it borrows funds at both fixed and floating interest rates. The risk is managed by the group by maintaining an appropriate mix between fixed and floating rate borrowings.

Interest rate sensitivity analysis

The sensitivity analysis below have been determined based on the exposure to interest rates for floating rate liabilities at the end of the reporting period. For floating rate liabilities, a 50 basis point increase or decrease is used when reporting interest rate risk internally to key management personnel and represents management's assessment of the reasonably possible change in interest rates.

If interest rates had been 50 basis points higher/lower and all other variables were held constant, the group's profit for the period ended 31 March 2022 would decrease/increase by ₹ 95.77 Lakhs net of tax (31 March 2021 would decrease/increase by ₹ 109.60 Lakhs net of tax). This is mainly attributable to the group's exposure to interest rates on its variable rate borrowings.

(iii)(b) Other price risks

The group's non listed equity securities as susceptible to market price risk arising from uncertainties about future values of the investment securities. Management monitors the investment closely to mitigate its impact on profit and cash flows.

(iv) Credit risk management

Credit risk refers to risk that a counterparty will default on its contractual obligations resulting in financial loss to the Group. Credit risk arises primarily from financial assets such as trade receivables, other balances with banks, loans and other receivables.



a) Trade receivables

Credit risk arising from trade receivables is managed in accordance with the Group's established policy, procedures and control relating to customer credit risk management. The Group is providing O&M services and is having long term contracts with such customers. Accordingly, risk of recovery of such amounts is mitigated. Customers who represents more than 5% of the total balance of Trade Receivable as at 31 March 2022 is ₹ 3,542.77 lakhs (as at 31 March 2021 is ₹1,3236.80 Lakhs) are due from 6 major customers who are reputed parties. All trade receivables are reviewed and assessed for default at each reporting period.

For trade receivables, as a practical expedient, the Group computes credit loss allowance based on a provision matrix. The provision matrix is prepared based on historically observed default rates over the expected life of trade receivables and is adjusted for forward-looking estimates. The provision matrix at the end of the reporting period is as follows.

Expected credit loss (%)

Ageing	2021-2022	2020-2021
0-1 Year	1%	1%
1-2 Year	10%	5%
2-3 Year	15%	10%
3-5 Year	25%	15%
Above 5 Year	100%	100%



INOX GREEN ENERGY SERVICES LIMITED (formerly known as Inox Wind Infrastructure Services Limited)
Notes to the consolidated financial statements for the year ended 31 March 2022

34. Financial Instruments

Age of receivables

Rs. in Lakhs

Particulars	Rs. in Lakhs	
	As at 31 March 2022*	As at 31 March 2021*
0-1 Year	5,643.54	6,453.30
1-2 Year	669.88	7,710.86
2-3 Year	515.21	2,139.78
3-5 Year	224.68	7,921.52
Above 5 Year	-	2,224.28
Gross trade receivables	7,053.31	26,449.75

* Expected credit loss(ECL) is not calculated for Balance outstanding with related party.

Movement in the expected credit loss allowance :

Particulars	2021-2022	2020-2021
Balance at beginning of the year	4,129.70	2,295.67
Movement in expected credit loss allowance- Further Allowance	146.96	1,996.03
Movement in expected credit loss allowance - on account of transfer of EPC Business	(4,028.00)	-
Movement in expected credit loss allowance- Amount written off/(Amount written back)	-	162.00
Balance at end of the year	248.66	4,129.70

b) Loans and Other Receivables

The Group applies expected credit losses (ECL) model for measurement and recognition of loss allowance on the loans given by the Group to the external parties. ECL is the difference between all contractual cash flows that are due to the group in accordance with the contract and all the cash flows that the Group expects to receive (i.e., all cash shortfalls), discounted at the original effective interest rate.

The Group determines if there has been a significant increase in credit risk of the financial asset since initial recognition. If the credit risk of such assets has not increased significantly, an amount equal to 12-month ECL is measured and recognized as loss allowance. However, if credit risk has increased significantly, an amount equal to lifetime ECL is measured and recognized as loss allowance.


12-month ECL are a portion of the lifetime ECL which result from default events that are possible within 12 months from the reporting date. Lifetime ECL are the expected credit losses resulting from all possible default events over the expected life of a financial asset.

ECL are measured in a manner that they reflect unbiased and probability weighted amounts determined by a range of outcomes, taking into account the time value of money and other reasonable information available as a result of past events, current conditions and forecasts of future economic conditions.

ECL impairment loss allowance (or reversal) recognized during the period is recognized as income/expense in the Statement of Profit and Loss under the head 'Other expenses'.

c) Other financial assets

Credit risk arising from other balances with banks is limited because the counterparties are banks.



34. Financial Instruments

(v) Liquidity Risk Management

Ultimate responsibility for liquidity risk management rests with the committee of board of directors of the Group, which has established an appropriate liquidity risk management framework for the management of the Group's short, medium and long-term funding and liquidity management requirements. The Group manages liquidity risk by maintaining adequate reserves, banking facilities and reserve borrowing facilities, by continuously monitoring forecast and actual cash flows, and by matching the maturity profiles of financial assets and liabilities.

(vi) Liquidity risk table

The following tables detail the Group's remaining contractual maturity for its non-derivative financial liabilities with agreed repayment periods. The tables have been drawn up based on the undiscounted cash flows of financial liabilities based on the earliest date on which the Group can be required to pay. The tables include both interest and principal cash flows. To the extent that interest flows are floating rate, the undiscounted amount is derived from interest rate curves at the end of the reporting period. The contractual maturity is based on the earliest date on which the Group may be required to pay.

a) Non-Derivative Financial Liabilities :


The table below provides details regarding the contractual maturities of financial liabilities including estimated interest payments as at 31 March 2022:

Particulars	Rs. in Lakhs			
	Less than 1 year	1 to 5 year	5 years and above	Total
Borrowings	58,471.80	31,944.80	-	90,416.60
Trade payables	8,026.26	-	-	8,026.26
Other financial liabilities	1,827.57	-	-	1,827.57
	68,325.63	31,944.80	-	1,00,270.43

The table below provides details regarding the contractual maturities of financial liabilities including estimated interest payments as at 31 March 2021:

Particulars	Rs. in Lakhs			
	Less than 1 year	1 to 5 year	5 years and above	Total
Borrowings	1,06,183.90	34,918.50	-	1,41,102.40
Trade payables	51,924.50	-	-	51,924.50
Derivative financial liabilities	-	480.23	-	480.23
Other financial liabilities	30,001.20	-	-	30,001.20
	1,88,109.60	35,398.73	-	2,23,508.33

The above liabilities will be met by the Group from internal accruals, realization of current and non-current financial assets (other than strategic investments). Further, the Group also has unutilised financing facilities.



INOX GREEN ENERGY SERVICES LIMITED (formerly known as Inox Wind Infrastructure Services Limited)

Notes to the consolidated financial statements for the year ended 31 March 2022

34. Financial Instruments - continued

(vii) Fair Value of the Entity's financial assets and financial liabilities that are measured at fair value on a recurring basis:


Financial assets/(Financial liabilities)	Fair Value as at		Fair Value Hierarchy	Valuation Technique(s) & key inputs used	Significant unobservable input(s)	Relationship of unobservable inputs to fair value
	As at 31 March 2022	31 March 2021				
(a) Optionally convertible debentures (Refer Note 20)	-	(480.23)	Level 2	Discounted cash flow. Future cash flows are estimated based on forward exchange rates (from observable yield curves at the end of the reporting period) and contract interest rates, discounted at a rate that reflects the credit risk of various counterparties.	NA	NA

Rs. in Lakhs

During the year, there were no transfers between Level 1 and level 2

(viii) Fair value of financial assets and financial liabilities that are not measured at fair value (but fair value disclosures are required)

The carrying amount of financial assets and financial liabilities measured at amortised cost in the financial statements are a reasonable approximation of their fair values since the group does not anticipate that the carrying amounts would be significantly different from the values that would eventually be received or settled.



35. Employee benefits:

(a) Defined Contribution Plans

The group contributes to the Government managed provident and pension fund for all qualifying employees.

Contribution to provident fund of ₹ 80.80 Lakhs (31 March 2021 ₹ 85.40 Lakhs) is recognized as an expense and included in "Contribution to provident and other funds" in Statement of Profit and Loss.

(b) Defined Benefit Plans:

The Company has defined benefit plan for payment of gratuity to all qualifying employees. It is governed by the Payment of Gratuity Act, 1972. Under this Act, an employee who has completed five years of service is entitled to the specified benefit. The level of benefits provided depends on the employee's length of service and salary at retirement age. The Company's defined benefit plan is unfunded.


There are no other post retirement benefits provided by the Company.

The most recent actuarial valuation of the present value of the defined benefit obligation were carried out as at 31 March 2022 by M/S Charan Gupta Consultants Pvt. Ltd., Fellow of the Institute of the Actuaries of India. The present value of the defined benefit obligation, the related current service cost and past service cost, were measured using the projected unit credit method.

Rs. in Lakhs		
Movement in the present value of the defined benefit obligation are as follows :	Gratuity	
	31 March 2022	31 March 2021
Particulars		
Opening defined benefit obligation	147.99	137.63
Acquisition adjustment in	-	
Interest cost	9.92	9.17
Current service cost	34.28	35.66
Benefits paid	(16.17)	(12.03)
Actuarial (gain) / loss on obligations	(36.84)	(22.44)
Present value of obligation as at the year end	139.18	147.99

Components of amounts recognised in profit or loss and other comprehensive income are as under:

Rs. in Lakhs		
Gratuity	31 March 2022	31 March 2021
Current service cost	34.28	35.66
Interest cost	9.92	9.17
Amount recognised in profit or loss	44.20	44.83
Actuarial (gain)/loss		
a) arising from changes in financial assumptions	(6.44)	(0.57)
b) arising from experience adjustments	(30.40)	(21.86)
Amount recognised in other comprehensive income	(36.84)	(22.44)
Total	7.36	22.39



35. Employee benefits:

The principal assumptions used for the purposes of the actuarial valuations of gratuity are as follows:

Particulars	31 March 2022	31 March 2021
Discount rate (per annum)	7.13%	6.70%
Expected rate of salary increase	8.00%	8.00%
Employee attrition rate	5%	5%
Mortality	IALM(2012-14)Ultimate Mortality Table	

Estimates of future salary increases considered in actuarial valuation take account of inflation, seniority, promotion and other relevant factors such as supply and demand in the employment market.

These plans typically expose the Company to actuarial risks such as interest rate risk and salary risk.

- a) Interest risk: a decrease in the bond interest rate will increase the plan liability.
b) Salary risk: the present value of the defined benefit plan liability is calculated by reference to the future salaries of plan participants. As such, a variation in the expected rate of salary increase of the plan participants will change the plan liability.


Sensitivity analysis

Significant actuarial assumptions for the determination of defined obligation are discount rate and expected salary increase. The sensitivity analysis below have been determined based on reasonably possible changes of the respective assumptions occurring at the end of the reporting period, while holding all other assumptions constant.

Particulars	Gratuity	
	31 March 2022	31 March 2021
Impact on present value of defined benefit obligation:		
If discount rate is increased by 0.50%	(7.27)	(7.42)
If discount rate is decreased by 0.50%	7.91	8.12
If salary escalation rate is increased by 0.50%	7.05	7.61
If salary escalation rate is decreased by 0.50%	(6.58)	(7.01)

The sensitivity analysis presented above may not be representative of the actual change in the defined benefit obligation as it is unlikely that the change in assumption would occur in isolation of one another as some of the assumptions may be correlated. Furthermore, in presenting the above sensitivity analysis, the present value of the defined benefit obligation has been calculated using the projected unit credit method at the end of the reporting period, which is the same as that applied in calculating the defined benefit obligation liability recognised in the balance sheet.

There was no change in the methods and assumptions used in preparing the sensitivity analysis from prior years.



35. Employee benefits:

Expected outflow in future years (as provided in actuarial report)

Particulars	Rs. in Lakhs	
	Gratuity	
	31 March 2022	31 March 2021
Expected outflow in 1st Year	4.74	19.77
Expected outflow in 2nd Year	7.59	5.25
Expected outflow in 3rd Year	7.08	5.58
Expected outflow in 4th Year	6.77	5.89
Expected outflow in 5th Year	6.31	5.92
Expected outflow in 6th to 10th Year	106.70	105.59

The average duration of the defined benefit plan obligation for the year ended 31 March 2022 is 14.01 (31 March 2021: 14.01 years)


(c) Other long term employment benefits:

Annual leave & Short term leave

The liability towards compensated absences (annual and short term leave) for the year ended 31 March 2022 based on actuarial valuation carried out by using Projected accrued benefit method resulted in increase in liability by ₹ 6.59 lakhs (31 March 2021 ₹ 5.55 Lakhs), which is included in the employee benefits in the Consolidated Statement of Profit and Loss.

The principal assumptions used for the purposes of the actuarial valuations of compensated absences are as follows:

Particulars	As at	As at
	31 March 2022	31 March 2021
Discount rate	7.13%	6.70%
Expected rate of salary increase	8.00%	8.00%
Employee attrition rate	5.00%	5.00%
Mortality rate	IALM(2012-14)Ultimate Mortality Table	



INOX GREEN ENERGY SERVICES LIMITED (formerly known as Inox Wind Infrastructure Services Limited)
Notes to the consolidated financial statements for the year ended 31 March 2022

36. Related Party Disclosures:

i. Where control exists

Inox Wind Limited (IWL) - holding company
Inox Wind Energy Limited (IWEL) - holding company of IWL
Inox Leasing and Finance Limited - ultimate holding company

ii. Other Related parties with whom there are transactions during the year

Key Management Personnel (KMP)

Mr. Manoj Shambhu Dixit - whole-time director in Inox Wind Infrastructure Services Limited
Mr. Mukesh Manglik - Non Executive Director in Inox Wind Infrastructure Services Limited (up to 18 May 2020)
Mr. Mukesh Manglik - whole-time director in Inox Wind Infrastructure Services Limited (w.e.f. 19 May 2020)
Mr. Vineet Davis - whole-time director in Inox Wind Infrastructure Services Limited (up to 18 May 2020)
Mr. Vineet Davis - Non Executive Director in Inox Wind Infrastructure Services Limited (w.e.f. 19 May 2020)
Mrs. Bindu Saxena - Non executive director (w.e.f. 14 December 2021)
Mr. Shanti Prasad Jain - Non executive director
Mr. V.Sankaranarayanan - Non executive director
Mr. Bhupesh Juneja - Non Executive Director in Marut Shakti Energy India Limited
Mr. Mukesh Patni - Non Executive Director in Marut Shakti Energy India Limited
Mr. Vineet Valentine Davis - Non Executive Director in Marut Shakti Energy India Limited

Associates #

1. Wind One Renergy Limited (formerly known as Wind One Renergy Private Limited)
2. Wind Two Renergy Private Limited
3. Wind Three Renergy Limited (formerly known as Wind Three Renergy Private Limited)
4. Wind Four Renergy Private Limited
5. Wind Five Renergy Limited (formerly known as Wind Five Renergy Private Limited)
6. Khatiyu Wind Energy Private Limited (Upto 15 December 2018)*
7. Ravapar Wind Energy Private Limited (Upto On 15 December 2018)*
8. Nani Virani Wind Energy Private Limited (Upto On 15 December 2018)*

Fellow Subsidiaries

Gujarat Fluorochemicals Limited ("GFCL") (earlier known as Inox Fluorochemicals Limited)
GFL Limited (earlier known as Gujarat Fluorochemicals Limited)
Inox Renewables Limited (IRL) - Subsidiary of GFL Limited (upto 01 April 2021) *
Inox Leisure Limited (ILL) - Subsidiary of GFL Limited
Waft energy Private Limited
Resco Global Wind Service Private Limited (w.e.f. 19 October 2021)
Marut Shakti Energy India Limited (w.e.f. 29 October 2021)
Satviki Energy Private Limited (w.e.f. 29 October 2021)
Sarayu Wind Power (Tallimadugula) Private Limited (w.e.f. 29 October 2021)
Vinirmaa Energy Generation Private Limited (w.e.f. 29 October 2021)
Sarayu Wind Power (Kondapuram) Private Limited (w.e.f. 29 October 2021)
RBRK Investments Limited (w.e.f. 29 October 2021)

*The Hon'ble National Company Law Tribunal, Ahmedabad Bench ("NCLT") vide its order dated 25 January 2021 has approved a Composite Scheme of Arrangement ("the Scheme") between GFL Limited, Inox Renewables Limited and Inox Wind Energy Limited (wholly-owned subsidiaries of GFL Limited) as detailed below:

- a) Part A - Amalgamation of Inox Renewables Limited into GFL Limited w.e.f. 01 April 2020 and
 - b) Part B - Demerger of the Renewable Energy Business (as more particularly defined in the Scheme) and strategic investment of GFL Limited in Inox Wind Limited and other assets and liabilities pertaining to the said business into Inox Wind Energy Limited, a newly incorporated company for the purpose of vesting of the Renewable Energy Business w.e.f. 01 July 2020.
- The aforesaid Scheme become effective from 9 February 2021. Upon the said Scheme becoming effective, Inox Wind Limited has become the subsidiary company of Inox Wind Energy Limited w.e.f. 01 July 2020.

** Various binding agreements entered into with party has ceased to exit w.e.f. 01 Jan 2021, as per term and conditions of the agreement. The group has gained control over such companies in terms of Ind AS 110: Consolidated Financial Statements. Therefore, the group has accounted for investment in such companies as investment in 'subsidiary' from the date of gaining control.



IWISL has formed above wholly-owned subsidiaries for the purpose of carrying out business of generation and sale of wind energy. IWISL has entered into various binding agreements with a party to, inter-alia, transfer the shares of such companies at a future date and defining rights of the respective parties. In view of the provisions of these binding agreements, it is assessed that IWISL has ceased to exercise control over such companies in terms of Ind AS 110: Consolidated Financial Statements. Therefore, IWISL has accounted for investment in such companies as investment in 'associate' from the date of cessation of control.

Note-Related party relationship are as identified by the Group and relied upon by the auditors.

The following table summarizes related-party transactions and balances included in the consolidated financial statements:

(₹ in Lakhs)

Particulars	Holding company		Associates		Fellow subsidiaries		Total	
	31 March 2022	31 March 2021	31 March 2022	31 March 2021	31 March 2022	31 March 2021	31 March 2022	31 March 2021
A) Transactions during the year								
Sale of goods and services								
Inox Wind Limited	5,320.90	2,365.62	-	-	-	-	5,320.90	2,365.62
GFL Limited	-	18.06	-	-	-	-	-	18.06
Inox Wind Energy Limited	43.20	55.06	-	-	-	-	43.20	55.06
Gujarat Fluorochemicals Limited	-	-	-	-	539.85	514.14	539.85	514.14
Marut Shakti Energy India Ltd	-	-	-	-	125.03	-	125.03	-
Wind One Renergy Limited	-	-	6.06	55.61	-	-	6.06	55.61
Wind Two Renergy Private Limited	-	-	6.06	253.79	-	-	6.06	253.79
Wind Three Renergy Limited	-	-	6.06	33.63	-	-	6.06	33.63
Wind Five Renergy Limited	-	-	5.88	160.82	-	-	5.88	160.82
Inox Renewables Limited	-	-	-	-	-	-	-	-
Resco Global Wind Service Private Limited	-	-	-	-	836.32	-	836.32	-
Total	5,364.10	2,438.74	24.06	503.85	1,501.20	514.14	6,889.36	3,456.73
Purchase of goods and services								





INOX GREEN ENERGY SERVICES LIMITED (formerly known as Inox Wind Infrastructure Services Limited)
Notes to the consolidated financial statements for the year ended 31 March 2022

36. Related Party Disclosures:

Inox Wind Limited	9,973.48	14,738.87	-	-	-	-	9,973.48	14,738.87
Inox Renewables Limited	-	-	-	-	-	-	-	-
Gujarat Fluorochemicals Limited	-	-	-	-	-	108.16	-	108.16
Total	9,973.48	14,738.87	-	-	-	108.16	9,973.48	14,847.03
Purchase return of goods and services								
Inox Wind Limited	4,038.09	13,403.00	-	-	-	-	4,038.09	13,403.00
Total	4,038.09	13,403.00	-	-	-	-	4,038.09	13,403.00
Inter-corporate deposits taken								
Inox Wind Limited	98,793.52	54,333.94	-	-	-	-	98,793.52	54,333.94
Total	98,793.52	54,333.94	-	-	-	-	98,793.52	54,333.94

(₹ in Lakhs)

Particulars	Holding company		Associates		Fellow subsidiaries		Total	
	31 March 2022	31 March 2021	31 March 2022	31 March 2021	31 March 2022	31 March 2021	31 March 2022	31 March 2021
A) Transactions during the year-cont.								
Inter-corporate deposits refunded								
Inox Wind Limited	50,374.16	41,197.84	-	-	-	-	50,374.16	41,197.84
IWEL Limited	10,000.00	-	-	-	-	-	10,000.00	-
Total	60,374.16	41,197.84	-	-	-	-	60,374.16	41,197.84
Investment in equity share shares during the year								
Wind Four Renergy Private Limited	-	-	-	740.40	-	-	-	740.40
Total	-	-	-	740.40	-	-	-	740.40
Advance received back								
Inox Wind Energy Limited	-	2,009.03	-	-	-	-	-	2,009.03
Total	-	2,009.03	-	-	-	-	-	2,009.03
Advance received								
Gujarat Fluorochemicals Limited	-	-	-	-	1,100.00	-	1,100.00	-
Total	-	-	-	-	1,100.00	-	1,100.00	-
Advance refunded								
Gujarat Fluorochemicals Limited	-	-	-	-	1,000.00	-	1,000.00	-
Inox Wind Energy Limited	5,060.00	-	-	-	-	-	5,060.00	-
Total	5,060.00	-	-	-	1,000.00	-	6,060.00	-
Inter-corporate deposits given								
Marut Shakti Energy India Limited	-	-	-	-	2.50	-	2.50	-
RBRK Investments Limited	-	-	-	-	170.68	-	170.68	-
Resco Global Wind Service Private Limited	-	-	-	-	2,203.40	-	2,203.40	-
Wind Four Renergy Private Limited	-	-	-	241.99	-	-	-	241.99
Sarayu Wind Power (Tallimadugula) Private Limited	-	-	-	-	0.01	-	0.01	-
Sarayu Wind Power (Kondapuram) Private Limited	-	-	-	-	0.01	-	0.01	-
Satviki Energy Private Limited	-	-	-	-	0.01	-	0.01	-
Vinirmaa Energy Generation Private Limited	-	-	-	-	0.01	-	0.01	-
Total	-	-	-	241.99	2,373.62	-	2,373.62	241.99
Inter-corporate deposits taken back								
Wind One Renergy Limited	-	-	0.04	-	-	-	0.04	-
Marut Shakti Energy India Limited	-	-	-	-	1.27	-	1.27	-
Wind Three Renergy Limited	-	-	20.83	-	-	-	20.83	-
Wind Five Renergy Limited	-	-	0.26	-	-	-	0.26	-
Resco Global Wind Service Private Limited	-	-	-	-	4.98	-	4.98	-
Total	-	-	21.13	-	5.25	-	27.38	-
Interest paid								
Inox Wind Limited								
-On inter-corporate deposit	2,121.22	3,349.62	-	-	-	-	2,121.22	3,349.62
-On debentures	473.42	1,036.71	-	-	-	-	473.42	1,036.71
-On preference shares	0.74	-	-	-	-	-	0.74	-
Gujarat Fluorochemicals Limited								
-On Capital Advance	-	-	-	-	946.43	1,674.90	946.43	1,674.90
GFL Limited								
-On inter-corporate deposit	-	174.52	-	-	-	-	-	174.52
Inox Wind Energy Limited								
-On inter-corporate deposit	392.94	525.48	-	-	-	-	392.94	525.48
Total	2,988.32	5,086.33	-	-	946.43	1,674.90	3,934.75	6,761.23



INOX GREEN ENERGY SERVICES LIMITED (formerly known as Inox Wind Infrastructure Services Limited)
Notes to the consolidated financial statements for the year ended 31 March 2022



36. Related Party Disclosures:

(₹ in Lakhs)

Particulars	Holding company		Associates		Fellow subsidiaries		Total	
	31 March 2022	31 March 2021	31 March 2022	31 March 2021	31 March 2022	31 March 2021	31 March 2022	31 March 2021
A) Transactions during the year-cont.								
Guarantee Charges paid								
Gujarat Fluorochemicals Limited	-	-	-	-	693.52	455.53	693.52	455.53
Inox Wind Energy Limited	40.80	-	-	-	-	-	40.80	-
GFL Limited	-	-	-	-	-	101.11	-	101.11
Total	40.80	-	-	-	693.52	556.64	734.32	556.64
Guarantee Charges received								
Resco Global Wind Service Private Limited	-	-	-	-	22.20	-	22.20	-
Total	-	-	-	-	22.20	-	22.20	-
Interest received on ICD								
Marut-Shakti Energy India Limited	-	-	-	-	51.55	-	51.55	-
Satviki Energy Private Limited	-	-	-	-	0.05	-	0.05	-
Sarayu Wind Power (Tallimadugula) Private Limited	-	-	-	-	0.08	-	0.08	-
Vinirrrmaa Energy Generation Private Limited	-	-	-	-	3.76	-	3.76	-
Sarayu Wind Power (Kondapuram) Private Limited	-	-	-	-	2.57	-	2.57	-
RBRK Investments Limited	-	-	-	-	50.83	-	50.83	-
Resco Global Wind Service Private Limited	-	-	-	-	0.90	-	0.90	-
Wind Four Renergy Private Limited	-	-	-	8.35	-	-	-	8.35
Wind Five Renergy Limited	-	-	78.02	78.03	-	-	78.02	78.03
Wind One Renergy Limited	-	-	0.02	0.05	-	-	0.02	0.05
Wind Three Renergy Limited	-	-	8.26	8.71	-	-	8.26	8.71
Total	-	-	86.30	95.14	109.75	-	196.05	95.14
Optionally Convertible Debentures converted to Equity Share								
Inox Wind Limited	20,000.00	10,000.00	-	-	-	-	20,000.00	10,000.00
Total	20,000.00	10,000.00	-	-	-	-	20,000.00	10,000.00
Issue of Preference Shares								
Inox Wind Limited	20,000.00	-	-	-	-	-	20,000.00	-
Total	20,000.00	-	-	-	-	-	20,000.00	-
Inter Corporate Deposit converted to Equity Share								
Inox Wind Limited	39,187.57	-	-	-	-	-	39,187.57	-
Total	39,187.57	-	-	-	-	-	39,187.57	-
Rent Received								
Satviki Energy Private Limited	-	-	-	-	0.02	-	0.02	-
Sarayu Wind Power (Tallimadugula) Private Limited	-	-	-	-	0.02	-	0.02	-
Vinirrrmaa Energy Generation Private Limited	-	-	-	-	0.02	-	0.02	-
Sarayu Wind Power (Kondapuram) Private Limited	-	-	-	-	0.02	-	0.02	-
RBRK Investments Limited	-	-	-	-	0.02	-	0.02	-
Total	-	-	-	-	0.10	-	0.10	-
Rent Paid								
Gujarat Fluorochemicals Limited	-	-	-	-	3.04	2.90	3.04	2.90
Total	-	-	-	-	3.04	2.90	3.04	2.90

(₹ in Lakhs)

Particulars	Holding company		Associates		Fellow subsidiaries		Total	
	31 March 2022	31 March 2021	31 March 2022	31 March 2021	31 March 2022	31 March 2021	31 March 2022	31 March 2021
A) Transactions during the year-cont.								
Reimbursement of expenses paid/payment made on behalf of the Group								
Inox Wind Limited	1,788.18	675.05	-	-	-	-	1,788.18	675.05
Wind Two Renergy Private Limited	-	-	59.50	-	-	-	59.50	-
Gujarat Fluorochemicals Limited	-	-	-	-	337.90	337.90	337.90	337.90
Inox Wind Energy Limited	-	331.41	-	-	-	-	-	331.41
Resco Global Wind Service Private Limited	-	-	-	-	161.46	-	161.46	-
Wind Three Renergy Limited	-	-	444.50	-	-	-	444.50	-
Wind Five Renergy Limited	-	-	846.30	-	-	-	846.30	-
Wind one Renergy Limited	-	-	605.00	-	-	-	605.00	-
Total	1,788.18	1,006.46	1,955.30	-	499.36	337.90	4,242.84	1,344.36
Reimbursement of expenses received/payment made on behalf by the Group								
Inox Wind Limited	1,286.80	1,300.65	-	-	-	-	1,286.80	1,300.65
Inox Wind Energy Limited	51.06	-	-	-	-	-	51.06	-
Gujarat Fluorochemicals Limited	-	100.87	-	-	-	-	-	100.87
Waft Energy Private Limited	-	-	-	-	0.22	4.72	0.22	4.72
Total	1,337.86	1,401.52	-	-	0.22	4.72	1,338.08	1,406.24



INOX GREEN ENERGY SERVICES LIMITED (formerly known as Inox Wind Infrastructure Services Limited)
Notes to the consolidated financial statements for the year ended 31 March 2022

56. Related Party Disclosures:

(₹ in Lakhs)



Particulars	Holding company		Associates		Fellow subsidiaries		Total	
	31 March 2022	31 Mar 2021	31 March 2022	31 Mar 2021	31 March 2022	31 Mar 2021	31 March 2022	31 Mar 2021
B) Balance as at the end of the year								
a) Amounts payable								
Trade and other payables								
Inox Wind Limited	2,179.24	26,251.21	-	-	-	-	2,179.24	26,251.21
Gujarat Fluorochemicals Limited	-	-	-	-	106.90	720.93	106.90	720.93
GFL Limited	-	-	-	-	-	1,345.42	-	1,345.42
Inox Wind Energy Limited	-	0.17	-	-	-	-	-	0.17
Resco Global Wind Service Private Limited	-	-	-	-	537.54	-	537.54	-
Waft energy Private Limited	-	-	-	-	-	4.72	-	4.72
Satviki Energy Private Limited	-	-	-	-	4.73	-	4.73	-
Wind Two Renergy Private Limited	-	-	57.92	-	-	-	57.92	-
Total	2,179.24	26,251.38	57.92	-	649.17	2,071.07	2,886.33	28,322.45
Interest accrued on preference shares								
Inox Wind Limited	0.66	-	-	-	-	-	0.66	-
Total	0.66	-	-	-	-	-	0.66	-
Inter-corporate deposit payable								
Inox Wind Limited	12,925.70	47,826.70	-	-	-	-	12,925.70	47,826.70
GFL Limited	-	-	-	-	-	-	-	-
Inox Wind Energy Limited	-	10,000.00	-	-	-	-	-	10,000.00
Total	12,925.70	57,826.70	-	-	-	-	12,925.70	57,826.70
Debentures								
Inox Wind Limited	-	20,000.00	-	-	-	-	-	20,000.00
Total	-	20,000.00	-	-	-	-	-	20,000.00
Non-Convertible, Non-Cumulative, Participating, Redeemable Preference Shares								
Inox Wind Limited	20,000.00	-	-	-	-	-	20,000.00	-
Total	20,000.00	-	-	-	-	-	20,000.00	-
Interest payable on inter-corporate deposit								
Inox Wind Limited	226.64	3,467.54	-	-	-	-	226.64	3,467.54
Inox Wind Energy Limited	-	1,030.37	-	-	-	-	-	1,030.37
Total	226.64	4,497.91	-	-	-	-	226.64	4,497.91
Interest payable on debentures								
Inox Wind Limited	-	328.42	-	-	-	-	-	328.42
Total	-	328.42	-	-	-	-	-	328.42
Interest payable on Advance								
Gujarat Fluorochemicals Limited	-	-	-	-	-	2,415.67	-	2,415.67
Total	-	-	-	-	-	2,415.67	-	2,415.67
b) Amount receivable								
Trade and other receivable								
GFL Limited	-	-	-	-	-	-	-	-
Gujarat Fluorochemicals Limited	-	-	-	-	-	-	-	-
Inox Wind Limited	-	619.58	-	-	-	-	-	619.58
Inox Wind Energy Limited	112.03	314.56	-	-	-	-	112.03	314.56
Wind One Renergy Limited	-	-	115.46	3,446.84	-	-	115.46	3,446.84
Wind Two Renergy Private Limited	-	-	-	3,248.44	-	-	-	3,248.44
Wind Three Renergy Limited	-	-	88.89	753.96	-	-	88.89	753.96
Wind Five Renergy Limited	-	-	109.85	4.81	-	-	109.85	4.81
Waft energy Private Limited	-	-	-	-	-	0.06	-	0.06
Resco Global Wind Service Private Limited	-	-	-	-	724.95	-	724.95	-
Total	112.03	934.14	314.20	7,454.05	724.86	0.06	1,511.09	8,388.75

(₹ In Lakhs)

Particulars	Holding company		Associates		Fellow subsidiaries		Total	
	31 March 2022	31 Mar 2021	31 March 2022	31 Mar 2021	31 March 2022	31 Mar 2021	31 March 2022	31 Mar 2021
B) Balance as at the end of the year								
Advance received from Customer								
Inox Wind Energy Limited	-	5,060.00	-	-	-	-	-	5,060.00
Gujarat Fluorochemicals Limited	-	-	-	-	100.00	16,748.98	100.00	16,748.98
Marut Shakti Energy India Limited	-	-	-	-	31.14	-	31.14	-
Total	-	5,060.00	-	-	131.14	16,748.98	131.14	21,808.98

(Rs. In Lakhs)


Particulars	Holding company		Associates		Fellow subsidiaries		Total	
	31 March 2022	31 Mar 2021	31 March 2022	31 Mar 2021	31 March 2022	31 Mar 2021	31 March 2022	31 Mar 2021
B) Balance as at the end of the year								
Other Dues Receivable								
Resco Global Wind Service Private Limited	-	-	-	-	186.44	-	186.44	-
Resco Global Wind Service Private Limited (EPC Business Sale Consideration Receivable)	-	-	-	-	469.84	-	469.84	-
Total	-	-	-	-	655.28	-	655.28	-
Inter-corporate deposit receivable								
Resco Global Wind Service Private Limited	-	-	-	-	2,197.28	-	2,197.28	-
Satviki Energy Private Limited	-	-	-	-	0.01	-	0.01	-
Sarayu Wind Power (Tallima-Jugula) Private Limited	-	-	-	-	0.01	-	0.01	-
Vinirmaa Energy Generation Private Limited	-	-	-	-	0.01	-	0.01	-
Sarayu Wind Power (Kondapurzin) Private Limited	-	-	-	-	0.01	-	0.01	-



INOX GREEN ENERGY SERVICES LIMITED (formerly known as Inox Wind Infrastructure Services Limited)
Notes to the consolidated financial statements for the year ended 31 March 2022

36. Related Party Disclosures:

RBRK Investments Limited	-	-	-	-	0.01	-	0.01	-
Wind Five Renergy Limited	-	-	650.00	650.26	-	-	650.00	650.26
Wind One Renergy Limited	-	-	0.41	0.45	-	-	0.41	0.45
Wind Three Renergy Limited	-	-	51.74	72.57	-	-	51.74	72.57
Total	-	-	702.15	723.28	2,197.33	-	2,899.48	723.28



INOX GREEN ENERGY SERVICES LIMITED (formerly known as Inox Wind Infrastructure Services Limited)
Notes to the consolidated financial statements for the year ended 31 March 2022

36. Related Party Disclosures:

Particulars	Holding company		Associates		Fellow subsidiaries		Total	
	31 March 2022	31 Mar 2021	31 March 2022	31 Mar 2021	31 March 2022	31 Mar 2021	31 March 2022	31 Mar 2021
B) Balance as at the end of the year-cont.								
Interest on Inter-corporate deposit receivable								
Marut Shakti Energy India Limited	-	-	-	-	0.03	-	0.03	-
Resco Global Wind Service Private Limited	-	-	-	-	0.79	-	0.79	-
Wind Five Renergy Limited	-	-	196.12	125.90	-	-	196.12	125.90
Wind One Renergy Limited	-	-	0.20	0.17	-	-	0.20	0.17
Wind Three Renergy Limited	-	-	18.17	16.78	-	-	18.17	16.78
Total	-	-	214.49	142.85	0.82	-	215.31	142.85

C) Guarantees

GFL Limited ("GFL") (earlier known as Gujarat Fluorochemicals Limited), has issued guarantee and provided security in respect of borrowings by the group. The outstanding balances of such borrowings as at 31 March 2022 is Nil (as at 31 March 2021 is ₹ 7,453.00 Lakhs). Further, GFL Limited has issued performance Bank Guarantee as at 31 March 2022 is Nil (as at 31 March 2021 is ₹ 3,425.00 Lakhs).

Gujarat Fluorochemicals Limited ("GFCL") (earlier known as Inox Fluorochemicals Limited), the fellow subsidiaries company, has issued guarantee and provided security in respect of borrowings by the group. The outstanding balances of such borrowings as at 31 March 2022 is ₹ 3,2416.70 Lakhs (31 March 2021 is ₹ 77,399.00 Lakhs). Further GFCL has issued performance Bank Guarantee as at 31 March 2022 is ₹ 17,300.00 Lakhs (31 March 2021 is ₹ 3,425.00 Lakhs).

Inox Wind Limited the Holding Company, has issued guarantee and provided security in respect of borrowings by the group. The outstanding balances of such borrowings as at 31 March 2022 is ₹ 9,417.00 lakhs.

The company has provided security i.e first pari-passu charge over the movable fixed assets, both present and future, against Term Loan from financial Institution taken by Inox Wind Limited (IWL).



Notes:

- (a) Sales, purchases and service transactions with related parties are made at arm's length price.
 (b) Amounts outstanding are unsecured and will be settled in cash or receipts/provision of goods and services.
 (c) No expense has been recognised for the year ended 31 March 2022 and for the year ended 31 March 2021 for bad or doubtful trade receivables in respect of amounts owed by related parties.
 (d) There have been no other guarantees received or provided for any related party receivables or payables.

(e) Compensation of Key management personnel

Particulars	31 March 2022	31 March 2021
(i) Remuneration paid -		
- Mr. Manoj Dixit	31.30	33.11
- Mr. Vineet Davis	32.39	43.21
- Mr. Mukesh Manglik	-	49.94
Sitting fees paid to directors	9.80	7.80
Total	73.49	134.06

Particulars	31 March 2022	31 March 2021
Short term benefits	63.69	126.26
Post employment benefits*	-	-
Long term employment benefits*	-	-
Share based payments	-	-
Termination benefits	-	-
Sitting fees paid to directors	9.80	7.80
Total	73.49	134.06



INOX GREEN ENERGY SERVICES LIMITED (formerly known as Inox Wind Infrastructure Services Limited)
Notes to the consolidated financial statements for the year ended 31 March 2022

36. Related Party Disclosures:

*As the liabilities for the defined benefit plans and other long term benefits are provided on actuarial basis for the Company, the amount pertaining to KMP are not included above. The remuneration of directors and Key Management Personnel (KMP) is determined by the Nomination and Remuneration Committee having regard to the performance of individuals and market trends.

Contribution to provident Fund (defined contribution plan) is ₹ 2.40 Lakhs (March 2021 ₹ 6.50 Lakhs) included in the amount of remuneration reported above.

(b) Disclosure required under section 186(4) of the Companies Act, 2013


Loans to related parties:

Name of the Party	Nature	31 March 2022	31 March 2021
Marut Shakti Energy India Limited	Inter Corporate Deposit	-	NA
Sarayu Wind Power (Tallimadugula) Private Limited	Inter Corporate Deposit	0.10	NA
Sarayu Wind Power (Kondapuram) Private Limited	Inter Corporate Deposit	0.10	NA
Satviki Energy Private Limited	Inter Corporate Deposit	0.10	NA
Vinirrrmaa Energy Generation Private Limited	Inter Corporate Deposit	0.10	NA
RBRK Investments Limited	Inter Corporate Deposit	0.10	NA
Wind One Renergy Limited	Inter Corporate Deposit	0.41	0.45
Wind Three Renergy Limited	Inter Corporate Deposit	51.74	72.57
Wind Five Renergy Limited	Inter Corporate Deposit	650.00	650.26
Resco Global Wind Service Private Limited	Inter Corporate Deposit	2,197.28	NA

Inter-corporate deposits are unsecured and repayable on demand and carries interest @ 12% p.a. These loans, Securities and Guarantee are given for general business purposes.

(c) Additional disclosure in respect of loans given, as required by the Listing Agreement:

Name of the loanee	Year	Amount of loans at the year end	Maximum balance during the year	Investment by the loanee in shares of the company
Marut Shakti Energy India Limited	31 March 2022	-	-	Nil
Sarayu Wind Power (Tallimadugula) Private Limited	31 March 2022	0.10	0.10	Nil
Sarayu Wind Power (Kondapuram) Private Limited	31 March 2022	0.10	0.10	Nil
Satviki Energy Private Limited	31 March 2022	0.10	0.10	Nil
Vinirrrmaa Energy Generation Private Limited	31 March 2022	0.10	0.10	Nil
RBRK Investments Limited	31 March 2022	0.10	0.10	Nil
Wind One Renergy Limited	31 March 2022	0.41	0.05	Nil
	31 March 2021	0.45	0.45	Nil
Wind Three Renergy Limited	31 March 2022	51.74	72.57	Nil
	31 March 2021	72.57	72.57	Nil
Wind Five Renergy Limited	31 March 2022	650.00	650.26	Nil
	31 March 2021	650.26	650.26	Nil
Resco Global Wind Service Private Limited	31 March 2022	2,197.28	2,197.28	Nil



INOX GREEN ENERGY SERVICES LIMITED (formerly known as Inox Wind Infrastructure Services Limited)
Notes to the consolidated financial statements for the year ended 31 March 2022

37. Income tax recognised in Statement of Profit and Loss


Particulars	Rs. in Lakhs	
	Year ended 31 March 2022	Year ended 31 March 2021
Current tax		
In respect of the current year	-	-
Taxation pertaining to earlier years	-	(0.19)
	<u>-</u>	<u>(0.19)</u>
Deferred tax		
In respect of the current year	(2,097.69)	(3,865.14)
	<u>(2,097.69)</u>	<u>(3,865.14)</u>
Total income tax expense recognised in the current year	<u>(2,097.69)</u>	<u>(3,865.33)</u>

The income tax expense for the year can be reconciled to the accounting profit as follows:

Particulars	Year ended 31 March 2022	Year ended 31 March 2021
Profit/(loss) before tax for the year from continuing operations	(470.64)	(3,234.23)
Profit/(Loss) before the tax for the year from discontinued operations	(10,941.99)	(15,997.24)
Income tax expense*	(3,988.03)	(6,720.24)
Effect of expenses that are not deductible in determining taxable profits	-	49.90
Deferred tax on losses of subsidiaries not recognised	-	2,884.15
Others	1,890.30	(77.20)
	<u>(2,097.73)</u>	<u>(3,863.39)</u>
Taxation pertaining to earlier years	-	(1.90)
Income tax expense recognised in Statement of Profit and Loss	<u>(2,097.73)</u>	<u>(3,865.29)</u>

*The tax rate used for the year ended 31 March 2022 and 31 March 2021 is 34.944%. The tax rate is corporate tax rate payable by corporate entities in India on taxable profits under the Indian tax law.

Provision for tax in the consolidated financial information for the year ended 31 March 2022 and 31 March 2021 are only provisional in the respective years and subject to change at the time of filing of Income Tax Return based on actual addition/deduction as per provisions of Income Tax Act 1961.



INOX GREEN ENERGY SERVICES LIMITED (formerly known as Inox Wind Infrastructure Services Limited)
Notes to the consolidated financial statements for the year ended 31 March 2022

38: Contingent liabilities

(a) Claims against the Group not acknowledged as debts: claims made by contractors ₹ 4,344.40 Lakhs (as at 31 March 2021: ₹ 5,450.40 Lakhs).

Some of the suppliers have raised claims including interest on account of non payment in terms of the respective contracts. The Company has contended that the suppliers have not adhered to some of the contract terms. At present the matters are pending before the jurisdictional authorities or are under negotiations.

b) Claim made by customer not acknowledged as debts Nil (as at 31 March 2021: ₹ 932.00 Lakhs).

c) Claims against the Group not acknowledged as debts: claims made by customers - ₹ 1,2102.10 Lakhs (as at 31 March 2021: amount not ascertainable)

d) Claims made by vendors in National Company Law Tribunal (NCLT) ₹ 947.70 Lakhs (as at 31 March 2021: ₹ 714.50 lakhs)


e) Claim against the Group by the supplier : ₹ 22.71 lakhs (as at 31 March 2021 : ₹ 22.71 lakhs)

f) In respect of Service tax matter- Nil (as at 31 March 2021: ₹ 265.80 lakhs)

The Group has received orders for the period April 2016 to March 2017, in respect of Service Tax, levying demand of ₹ 265.80 lakhs on account of advance revenue received on which service tax has been already paid in financial year ended 31 March 2016. Since Service Tax Liability has been already discharged on such advance revenue. The Group has filed appeals before CESTAT. The Group has paid ₹ 19.93 lakhs as pre deposit for filling of appeal.

g) In respect of Income Tax matters Nil (as at 31 March 2021: ₹ 580.20 Lakhs).

The Group has received orders for the period Assessment Year 2016-17, in respect of Income Tax, levying demand of ₹ 580.20 Lakhs on account of addition in income without considering the modus operandi of the business of the Group. The Group has filed appeal before commissioner of Income Tax (CIT Appeals) The Group has paid ₹ 10.00 Lakhs under protest.



INOX GREEN ENERGY SERVICES LIMITED (formerly known as Inox Wind Infrastructure Services Limited)
Notes to the consolidated financial statements for the year ended 31 March 2022

h) In respect of VAT/GST matters ₹ 2,259.10 Lakhs (as at 31 March 2021: ₹ 155.00 Lakhs)

The group had received assessment orders for the financial years ended 31 March 2017 for demand of ₹ 185.30 Lakhs, in respect of Andhra Pradesh on account of VAT and CST demand on the issue of mismatch in Input Tax Credit and non submission of statutory forms. The group has filed appeals before the first appellate authority in the matter of CST and VAT demands.

The Group has received Entry Tax Assessment Order from Rajasthan Tax Department with demand of ₹ 646.90 Lakhs during the year on the Inter State Purchases made during the FY 2015-16, 2016-17 & 2017-18 (till June) on the assumption that the assessee has not paid any VAT/Local Tax on the final product. The Group has filed application for reopening of the assessment and it is pending for disposal as on date. The Group has also received tax demand from kerela VAT for ₹ 251.10 Lakhs, and the Group has received show cause notice of ₹ 1,125.20 Lakhs from GST Vadodara on account of input tax credit utilization and reply of same has been filed.

i) The Group has provided security i.e first pari-passu charge over the movable fixed assets, both present and future, against term Loan from financial Institution taken by Inox Wind Limited (IWL)

j) In respect of Performance Bank Guarantee to Solar Energy Corporation of India is ₹ 3,718.80 Lakhs (as at 31 March 2021: ₹ Nil)



The Holding Company has filed petition for "Harcda Wind Energy Private Limited", "Khatiyu Wind Energy Private Limited", "Ravapar Wind Energy Private Limited" and "Vigodi Wind Energy Private Limited", on 22 March 2022 before Central Electricity Regulatory Commission (CERC), New Delhi for termination of letter of award dated 03 November 2017, Power Purchase Agreement (PPA) dated 27 December 2017 for 200 MW, for relieving from financial implication and releasing of respective bank guarantees. The same is pending before CERC.

k) Other claims against the Group not acknowledged as debts ₹ 216.00 Lakhs (as at 31 March 2021: Nil).

In respect of above matters, no additional provision is considered necessary as the Company expects favourable outcome. Further, it is not possible for the Company to estimate the timing and amounts of further cash outflows, if any, in respect of these matters.

Further, the company may be liable to pay damages/ interest for specific non- performance of contractual obligation. The actual liability on account of these may differ from the provisions already created in the books of accounts and disclosed as contingent liability.

Due to unascertainable outcome for pending litigation matters with Court/Appellate Authorities, the management expects no material adjustments on the consolidated financial statements.



INOX GREEN ENERGY SERVICES LIMITED (formerly known as Inox Wind Infrastructure Services Limited)
Notes to the consolidated financial statements for the year ended 31 March 2022

39: Capital & Other Commitments

Capital Commitments

(a) Estimated amounts of contracts remaining to be executed on capital account and not provided for (net of advances) is ₹ 984.65 Lakhs , (31 March 2021: ₹ 2,295.20 Lakhs).

(b) Estimated amounts of capital commitment for setting up wind farm projects as awarded by SECI is ₹ 3,23,970.70 Lakhs (31 March 2021: is ₹ 3,08,828.10 Lakhs)

Other Commitments

(a) Bank Guarantee issued by the Company to Power Grid Corporation of India Limited for ₹ 2,850.00 Lakhs (31 March 2021: ₹ 2,500.00 Lakhs)

(b) Bank Guarantee issued by the Group to its customer for ₹ 1,669.00 Lakhs (as at 31 March 2021: ₹ 1,475.00 Lakhs).

(c) Group has issued Performance Bank Guarantee to Solar Energy Corporation of India is ₹ 6,507.90 Lakhs (as at 31 March 2021: ₹ 11,000.00 Lakhs)

(d) Corporate Guarantee of ₹ 5,000.00 Lakhs given to Financials Institution against loan taken by group (as at 31 March 2021 ₹ 5,000.00 Lakhs)

40: Leases

"Leases", which is mandatory w.e.f. 01 April 2019, has replaced existing Ind AS 17 - "Leases". The Group neither have any existing material lease contracts as on 01 April 2018 nor executed subsequently till 31 March 2022. The adoption of the standard does not have any impact on the financial statement of the group. Following are the details of lease contracts which are short term in nature:



Particulars	Rs. in Lakhs	
	As at 31 March 2022	As at 31 March 2021
Included in rent expenses: Expense relating to short-term leases	128.95	247.20

ii. Amounts recognised in the consolidated statement of cash flows

Particulars	Rs. in Lakhs	
	As at 31 March 2022	As at 31 March 2021
Total cash outflow for leases	128.95	247.20

41 : Balance Confirmation

The Group has a system of obtaining periodic confirmation of balances from banks, trade receivables/payables, advance to vendor and other parties. The balance confirmation letters as referred in the Standard on Auditing (SA) 505 (Revised) 'External Confirmations', were sent to banks and parties and certain parties' balances are subject to confirmation/reconciliation. Adjustments, if any will be accounted for on confirmation/reconciliation of the same, which in the opinion of the management will not have a material impact.



INOX GREEN ENERGY SERVICES LIMITED (formerly known as Inox Wind Infrastructure Services Limited)
Notes to the consolidated financial statements for the year ended 31 March 2022

42: Details of subsidiaries

Name of subsidiary	Place of incorporation and operations	Proportion of ownership interest and voting power held by the Group	
		As at 31 March 2022	As at 31 March 2021
A) Subsidiaries of IGESL:			
Marut Shakti Energy India Limited (upto 28 October 2021)**	India	NA	100.00%
Satviki Energy Private Limited (upto 28 October 2021)**	India	NA	100.00%
Sarayu Wind Power (Tallimadugula) Private Limited (upto 28 October 2021)**	India	NA	100.00%
Vinirmaa Energy Generation Private Limited (upto 28 October 2021)**	India	NA	100.00%
Sarayu Wind Power (Kondapuram) Private Limited (upto 28 October 2021)**	India	NA	100.00%
RBRK Investments Limited (upto 28 October 2021)**	India	NA	100.00%
Vasuprada Renewables Private Limited	India	100.00%	100.00%
Suswind Power Private Limited	India	100.00%	100.00%
Ripudaman Urja Private Limited	India	100.00%	100.00%
Vibhav Energy Private Limited	India	100.00%	100.00%
Haroda Wind Energy Private Limited	India	100.00%	100.00%
Vigodi Wind Energy Private Limited	India	100.00%	100.00%
Aliento Wind Energy Private Limited	India	100.00%	100.00%
Tempest Wind Energy Private Limited	India	100.00%	100.00%
Flurry Wind Energy Private Limited	India	100.00%	100.00%
Vuelta Wind Energy Private Limited	India	100.00%	100.00%
Flutter Wind Energy Private Limited	India	100.00%	100.00%
Nani Virani Wind Energy Private Limited	India	100.00%	100.00%
Ravapar Wind Energy Private Limited	India	100.00%	100.00%
Khatiyu Wind Energy Private Limited	India	100.00%	100.00%
Sri Pavan Energy Private Limited*	India	NA	NA
Resco Global Wind Service Private Limited (upto 18 October 2021)**	India	NA	100.00%
Wind Four Renergy Private Limited (w.e.f. 01 January 2021)	India	100.00%	100.00%
B) Associates of IGESL:			
Wind Two Renergy Private Limited	India	100.00%	100.00%
Wind Four Renergy Private Limited (Upto 31 December 2020)	India	NA	NA
Wind Five Renergy Limited	India	100.00%	100.00%
Wind One Renergy Limited	India	100.00%	100.00%
Wind Three Renergy Limited	India	100.00%	100.00%


All subsidiaries and associates of IGESL are engaged in the business of providing wind farm development services and sale of wind energy.

The financial year of the above companies is 1 April to 31 March.

*The IGESL has sold its investment in Sri Pavan Energy Limited on 22 May 2020 at a consideration of ₹ 5.10 lacs.

**Refer Note 32

There are no restrictions on the Parent or the subsidiaries' ability to access or use the assets and settle the liabilities of the Group. Refer Note 7 & 36 in respect of particulars of subsidiary companies which have become 'associate' on cessation of control.



43: Disclosure of additional information as required by the Schedule III:


(a) As at and for the year ended 31 March 2022

Name of the entity in the Group	Net Assets, i.e., total assets minus total liabilities		Share in profit or loss		Share in other comprehensive income		Share in total comprehensive income	
	As % of consolidated net assets	Amount	As % of consolidated profit or loss	Amount	As % of consolidated other comprehensive income	Amount	As % of consolidated other comprehensive income	Amount
Parent								
Inox Wind Infrastructure Services Limited	112.28%	90,571.09	71.09%	(6,625.70)	100.00%	23.97	71.02%	(6,601.74)
Subsidiaries (Group's share)								
Indian								
Marut Shakti Energy India Limited	-	-	0.02	(149.50)	-	-	0.02	(149.50)
Sarayu Wind Power (Tallimadugula) Private Limited	-	-	0.00	(1.75)	-	-	0.00	(1.75)
Sarayu Wind Power (Kondapuram) Private Limited	-	-	0.00	(9.26)	-	-	0.00	(9.26)
Satviki Energy Private Limited	-	-	0.00	(0.60)	-	-	0.00	(0.60)
Vinirmaa Energy Generation Private Limited	-	-	0.00	(12.79)	-	-	0.00	(12.79)
RBRK Investments Limited	-	-	0.02	(189.42)	-	-	0.02	(189.42)
Ripudaman Urja Private Limited	(0.00%)	(3.12)	0.01%	(0.62)	-	-	0.01%	(0.62)
Suswind Power Private Limited	(0.06%)	(50.73)	0.14%	(13.01)	-	-	0.14%	(13.01)
Vasuprada Renewables Private Limited	(0.00%)	(3.32)	0.01%	(0.60)	-	-	0.01%	(0.60)
Vibhav Energy Private Limited	(0.01%)	(5.29)	0.01%	(1.17)	-	-	0.01%	(1.17)
Haroda Wind Energy Private Limited	(0.02%)	(14.95)	0.12%	(11.41)	-	-	0.12%	(11.41)
Vigod Wind Energy Private Limited	(0.02%)	(15.02)	0.12%	(11.55)	-	-	0.12%	(11.55)
Allento Wind Energy Private Limited	(0.06%)	(46.35)	0.14%	(12.74)	-	-	0.14%	(12.74)
Tempest Wind Energy Private Limited	(0.06%)	(45.79)	0.13%	(12.41)	-	-	0.13%	(12.41)
Flurry Wind Energy Private Limited	(0.06%)	(46.29)	0.14%	(12.72)	-	-	0.14%	(12.72)
Vuelta Wind Energy Private Limited	(0.06%)	(45.74)	0.13%	(12.38)	-	-	0.13%	(12.38)
Flutter Wind Energy Private Limited	(0.06%)	(51.73)	0.14%	(13.04)	-	-	0.14%	(13.04)
Nani Virani Wind Energy Private Limited	6.41%	5,171.93	2.02%	(188.17)	-	-	2.02%	(188.17)
Ravapar Wind Energy Private Limited	(0.02%)	(15.81)	0.13%	(11.95)	-	-	0.13%	(11.95)
Khatiyu Wind Energy Private Limited	(0.02%)	(15.52)	0.13%	(11.65)	-	-	0.13%	(11.65)
Resco Global Wind Service Private Limited	-	-	0.00	(2.21)	-	-	0.00	(2.21)
Wind Four Renergy Private Limited	(5.80%)	(4,677.96)	-5.54%	515.90	-	-	(5.55%)	515.90
Non-controlling Interest in subsidiaries	-	-	-	-	-	-	-	-
Associates								
Wind Two Renergy Private Limited	-	-	-	-	-	-	-	-
Wind Four Renergy Private Limited*	-	-	-	-	-	-	-	-
Wind Five Renergy Limited	-	-	-	-	-	-	-	-
Wind One Renergy Limited	-	-	-	-	-	-	-	-
Wind Three Renergy Limited	-	-	-	-	-	-	-	-
Consolidation eliminations / adjustments	(12.45%)	(10,042.95)	27.16%	(2,530.91)	0.00%	-	27.23%	(2,530.91)
Total	100.00%	80,662.45	100.00%	(9,319.62)	100.00%	23.97	100.00%	(9,295.65)

(a) As at and for the year ended 31 March 2021

Name of the entity in the Group	Net Assets, i.e., total assets minus total liabilities		Share in profit or loss		Share in other comprehensive income		Share in total comprehensive income	
	As % of consolidated net assets	Amount	As % of consolidated profit or loss	Amount	As % of consolidated other comprehensive income	Amount	As % of consolidated other comprehensive income	Amount
Parent								
Inox Wind Infrastructure Services Limited	250.01%	10,738.18	46.80%	(7,191.88)	100.00%	14.60	68.24%	(7,177.28)
Subsidiaries (Group's share)								
Indian								
Marut Shakti Energy India Limited	(48.08%)	(2,065.08)	1.06%	(163.33)	-	-	1.55%	(163.33)
Sarayu Wind Power (Tallimadugula) Private Limited	(2.95%)	(126.91)	0.02%	(3.57)	-	-	0.03%	(3.57)
Sarayu Wind Power (Kondapuram) Private Limited	(1.76%)	(75.61)	0.11%	(16.37)	-	-	0.16%	(16.37)
Satviki Energy Private Limited	1.72%	74.06	0.01%	(1.03)	-	-	0.01%	(1.03)
Vinirmaa Energy Generation Private Limited	(3.79%)	(162.65)	0.15%	(22.42)	-	-	0.21%	(22.42)
RBRK Investments Limited	(39.16%)	(1,681.83)	1.67%	(257.39)	-	-	2.45%	(257.39)
Ripudaman Urja Private Limited	(0.06%)	(2.50)	0.00%	(0.66)	-	-	0.01%	(0.66)
Suswind Power Private Limited	(0.88%)	(37.72)	0.08%	(12.79)	-	-	0.12%	(12.79)
Vasuprada Renewables Private Limited	(0.06%)	(2.72)	0.00%	(0.72)	-	-	0.01%	(0.72)
Vibhav Energy Private Limited	(0.10%)	(4.12)	0.01%	(1.27)	-	-	0.01%	(1.27)
Haroda Wind Energy Private Limited	(0.08%)	(3.54)	0.02%	(2.39)	-	-	0.02%	(2.39)
Vigod Wind Energy Private Limited	(0.08%)	(3.47)	0.02%	(2.36)	-	-	0.02%	(2.36)
Allento Wind Energy Private Limited	(3.73%)	(33.61)	0.08%	(12.53)	-	-	0.12%	(12.53)
Tempest Wind Energy Private Limited	(0.78%)	(33.38)	0.08%	(12.30)	-	-	0.12%	(12.30)
Flurry Wind Energy Private Limited	(3.78%)	(33.57)	0.08%	(12.49)	-	-	0.12%	(12.49)
Vuelta Wind Energy Private Limited	(3.78%)	(33.36)	0.08%	(12.22)	-	-	0.12%	(12.22)
Flutter Wind Energy Private Limited	(0.90%)	(38.69)	0.08%	(12.75)	-	-	0.12%	(12.75)
Nani Virani Wind Energy Private Limited	198.30%	8,517.16	0.06%	(9.66)	-	-	0.09%	(9.66)
Ravapar Wind Energy Private Limited	(0.09%)	(3.86)	0.02%	(2.68)	-	-	0.03%	(2.68)
Khatiyu Wind Energy Private Limited	(0.09%)	(3.87)	0.02%	(2.69)	-	-	0.03%	(2.69)
Resco Global Wind Service Private Limited	(0.69%)	(29.65)	0.09%	(14.20)	-	-	0.14%	(14.20)
Wind Four Renergy Private Limited (*)	(70.63%)	(3,033.58)	31.46%	(4,834.63)	-	-	-	-
Non-controlling Interest in subsidiaries	-	-	-	-	-	-	-	-
Associates								
Wind Two Renergy Private Limited	-	-	-	-	-	-	-	-
Wind Four Renergy Private Limited(*)	-	-	-	-	-	-	-	-
Wind Five Renergy Private Limited	-	-	-	-	-	-	-	-
Wind One Renergy Private Limited	-	-	-	-	-	-	-	-
Wind Three Renergy Private Limited	-	-	-	-	-	-	-	-
Consolidation eliminations / adjustments	(177.52%)	(7,624.61)	17.99%	(2,764.88)	0.00%	-	26.29%	(2,764.88)
Total	100.00%	4,295.07	100.00%	(15,367.21)	100.00%	14.60	100.00%	(10,517.98)

(*) See Note 7 & 36



INOX GREEN ENERGY SERVICES LIMITED (formerly known as Inox Wind Infrastructure Services Limited)
Notes to the consolidated financial statements for the year ended 31 March 2022

44: Interest in Other Entities:

Summarised Financial Information

Rs. in Lakhs

Particulars	Associates	
	As at 31 March 2022	As at 31 March 2021
(A) Non-Current Assets	1,24,068.63	1,48,821.74
(B) Current Assets		
i) Cash and cash equivalent	134.86	837.78
ii) Others	10,259.86	2,803.41
Total Current Asset	10,394.72	3,641.19
Total Asset (A+B)	1,34,463.35	1,52,462.93
(A) Non-Current Liabilities		
i) Financial Liabilities	92,009.07	1,03,990.83
ii) Non Financial Liabilities	-	-
Total Non-Current Liabilities	92,009.07	1,03,990.83
(B) Current Liabilities		
i) Financial Liabilities	29,322.97	33,483.06
ii) Non Financial Liabilities	257.76	96.39
Total Current Liabilities	29,580.73	33,579.45
Total Liabilities (A+B)	1,21,589.80	1,37,570.28
Net Assets	12,873.55	14,892.65



Summarised Performance

Rs. in Lakhs

Particulars	Associates	
	Year ended 31 March 2022	Year ended 31 March 2021
Revenue	16,203.36	10,251.06
Profit and Loss before Tax	(200.54)	(6,963.20)
Tax Expense	15.60	(1,309.62)
Profit and Loss after Tax	(216.14)	(5,653.58)
Other Comprehensive Income	-	-
Total Comprehensive Income	(216.14)	(5,653.58)
Depreciation and Amortisation	4,883.83	3,537.85
Interest Income	1,030.00	177.00
Interest Expense	11,762.00	12,028.02

Reconciliation of Net Assets considered for consolidated financial statement to net asset as per associate financial statement

Particulars	Associates	
	As at 31 March 2022	As at 31 March 2021
Net Assets as per Entity Financial	12,873.55	14,892.65
Add/(Less) : Consolidation Adjustment	(9,622.55)	(11,641.64)
Net Assets as per Consolidated Financials	3,251.00	3,251.00



44: Interest in Other Entities: (Continued)



Reconciliation of Profit and Loss/ OCI considered for consolidated financial statement to net asset as per associate financial statement

Particulars	Associates	
	As at 31 March 2022	As at 31 March 2021
Profit/(loss) as per Entity's Financial	(216.14)	(5,653.58)
Add/(Less) : Consolidation Adjustment	216.14	3,010.23
Profit/(loss) as per Consolidated Financials	-	(2,643.35)
OCI as per Entity's Financial	-	-
Add/(Less) : Consolidation Adjustment	-	-
OCI as per Consolidated Financials	-	-

Interest in Associates

Particulars	As at 31 March 2022	As at 31 March 2021
(a) Wind One Renergy Private Limited		
Interest as at 1st April	-	1.00
Add: Company become associate during the year	-	-
Add:- Share of profit for the year	-	(1.00)
Add:- Share of OCI for the year	-	-
Balance as at 31st March	-	-
(b) Wind Two Renergy Private Limited		
Interest as at 1st April	3,251.00	3,251.00
Add: Shares Purchased during the year	-	-
Add:- Share of profit for the year	-	-
Add:- Share of OCI for the year	-	-
Balance as at 31st March	3,251.00	3,251.00
(c) Wind Three Renergy Private Limited		
Interest as at 1st April	-	1.00
Add: Company become associate during the year	-	-
Add:- Share of profit for the year	-	(1.00)
Add:- Share of OCI for the year	-	-
Balance as at 31st March	-	-
(d) Wind Four Renergy Private Limited		
Interest as at 1st April	-	1,851.00
Add: Shares Purchased during the year	-	740.40
Add:- Share of profit for the year	-	(790.35)
Add:- Share of OCI for the year	-	-
Less:- Amount transferred*	-	(1,801.05)
Balance as at 31st March	-	-
(e) Wind Five Renergy Private Limited		
Interest as at 1st April	-	1,851.00
Add: Shares Purchased during the year	-	-
Add:- Share of profit for the year	-	(1,851.00)
Add:- Share of OCI for the year	-	-
Balance as at 31st March	-	-

* The above companies have ceased to be associates during the year and have become subsidiary of the Group. (Refer Note 45)



INOX GREEN ENERGY SERVICES LIMITED (formerly known as Inox Wind Infrastructure Services Limited)
Notes to the consolidated financial statements for the year ended 31 March 2022

Note 45:

Trade Receivable ageing schedule As at 31 March 2022

Particulars	Outstanding for following periods from due date of payment / date of transaction					Total
	Less than 6 month	6 months -1 Year	1-2 Years	2-3 Years	More than 3 years	
(i) Undisputed Trade receivable considered good	4,413.22	495.24	651.70	249.79	3.14	5,813.09
(ii) Undisputed Trade receivable -which have significant increase in credit risk	-	-	-	-	-	-
(iii) Undisputed Trade receivable -credit impaired	-	-	-	-	-	-
(iv) Disputed Trade receivable considered good	369.93	365.15	18.18	265.42	221.54	1,240.22
(v) Disputed Trade receivable -which have significant increase in credit risk	-	-	-	-	-	-
(vi) Disputed Trade receivable -credit impaired	-	-	-	-	-	-

Trade Receivable ageing schedule As at 31 March 2021

Particulars	Outstanding for following periods from due date of payment / date of transaction					Total
	Less than 6 month	6 months -1 Year	1-2 Years	2-3 Years	More than 3 years	
(i) Undisputed Trade receivable considered good	2,788.54	2,542.89	7,396.53	1,901.81	10,761.64	25,391.40
(ii) Undisputed Trade receivable - which have significant increase in credit risk	-	-	-	-	-	-
(iii) Undisputed Trade receivable - credit impaired	-	-	-	-	-	-
(iv) Disputed Trade receivable considered good	288.74	179.51	351.80	237.97	0.31	1,058.34
(v) Disputed Trade receivable -which have significant increase in credit risk	-	-	-	-	-	-
(vi) Disputed Trade receivable -credit impaired	-	-	-	-	-	-



Note 45a. :-

Trade Payable ageing schedule As at 31 March 2022

Particulars	Outstanding for following periods from due date of payment / date of transaction				Total
	Less than 1 Year	1-2 Years	2-3 Years	More than 3 years	
(i) MSME	-	-	-	-	-
(ii) Others	4,807.15	1,829.30	735.00	654.81	8,026.26
(iii) Disputed dues-MSME	-	-	-	-	-
(iii) Disputed dues-Others	-	-	-	-	-

Trade Payable ageing schedule As at 31 March 2021

Particulars	Outstanding for following periods from due date of payment / date of transaction				Total
	Less than 1 Year	1-2 Years	2-3 Years	More than 3 years	
(i) MSME	40.66	11.04	-	14.86	66.56
(ii) Others	25,016.12	12,882.83	3,692.15	8,290.27	49,881.36
(iii) Disputed dues-MSME	-	-	-	-	-
(iii) Disputed dues-Others	245.53	783.37	760.36	187.28	1,976.54



INOX GREEN ENERGY SERVICES LIMITED (formerly known as Inox Wind Infrastructure Services Limited)
Notes to the consolidated financial statements for the year ended 31 March 2022

46. Ratio as per the Schedule III requirements

a) Current Ratio= Current Assets divided by Current Liability (₹ in Lakhs)

Particulars	31 March 2022	31 March 2021
Current Assets	34,311.78	1,04,414.29
Current Liability	75,380.68	2,23,541.70
Ratio	0.46	0.47
%Change from previous period	-2.55%	165.79%

Reason for change more than 25% : Not Applicable

b) Debt Equity ratio=Total debt divided by Total equity where total debt refer to sum of current & non current borrowing

Particulars	31 March 2022	31 March 2021
Total Debt	90,778.69	1,45,820.33
Total Equity	80,662.46	4,296.20
Ratio	1.13	33.94
%Change from previous period	-96.68%	191.42%

Reason for change more than 25% : There has been fluctuation in cash flow due to operating and other activity.

c) Debt Service Coverage Ratio (DSCR)=Earning available for debt services divided by total interest and principle

Particulars	31 March 2022	31 March 2021
Net operating income	10,026.02	174.94
Debt Service		
Principal Repayment	90,416.60	1,41,102.40
Interest	362.09	4,717.93
	90,778.69	1,45,820.33
Ratio	0.11	0.00
%Change from previous period	9105.89%	-98.77%

Reason for change more than 25% : There has been fluctuation in cash flow.

d) Return on Equity Ratio=Net profit after tax divided by Equity

Particulars	31 March 2022	31 March 2021
Net profit	(495.10)	(15,366.14)
Total Equity	80,662.46	4,296.20
Ratio	(0.01)	(3.58)
%Change from previous period	-99.83%	561.05%

Reason for change more than 25% : There has been fluctuation in operating profit .

e) Inventory turnover ratio=Cost of materials consumed divided by average inventory


Particulars	31 March 2022	31 March 2021
Cost of material consumed	4,829.57	12,903.77
Average inventory	1,710.07	35,723.21
Ratio	2.82	0.36
%Change from previous period	681.86%	-43.29%

Reason for change more than 25% : due to fluctuation in commissioning schedule date.

f) Trade Receivable turnover ratio= Sales divided by average receivables

Particulars	31 March 2022	31 March 2021
Sales	17,216.63	24,367.96
Average receivables	5,735.28	23,653.02
Ratio	3.00	1.03
%Change from previous period	191.38%	-44.16%

Reason for change more than 25% : due to fluctuation in commissioning schedule date.



INOX GREEN ENERGY SERVICES LIMITED (formerly known as Inox Wind Infrastructure Services Limited)
Notes to the consolidated financial statements for the year ended 31 March 2022

46. Ratio as per the Schedule III requirements

g) Trade Payable turnover ratio=Purchase divided by average trade payables

Particulars	31 March 2022	31 March 2021
Purchase	5,685.05	12,453.96
Average trade payable	11,056.33	46,507.28
Ratio	0.51	0.27
%Change from previous period	92.02%	-44.65%

Reason for change more than 25% :Due to fluctuation in cash flows.

h) Net capital turnover ratio= Revenue from operations divided by Net working capital whereas net working capital= current assets- current liabilities

Particulars	31 March 2022	31 March 2021
Revenue from operations	17,216.63	24,367.96
Net Working capital	(41,068.90)	(1,19,127.41)
Ratio	(0.42)	(0.20)
%Change from previous period	104.94%	124.15%

Reason for change more than 25% : There has been fluctuation in operating profit and cash flows and due to commissioning schedule date.

i) Net profit ratio=Net profit after tax divided by Revenue from operations

Particulars	31 March 2022	31 March 2021
Net Profit	(495.10)	(15,366.14)
Revenue from operations	17,216.63	24,367.96
Ratio	(0.03)	(0.63)
%Change from previous period	-95.44%	383.86%

Reason for change more than 25% : There has been fluctuation in operating profit.

j) Return on capital employed=Earning before interest and taxes(EBIT)divided by Capital Employed



Particulars	31 March 2022	31 March 2021
EBIT	5,009.53	(47,361.47)
Capital employed	1,36,682.93	4,57,379.00
Ratio	0.04	(0.10)
%Change from previous period	-135.39%	-168.73%

Reason for change more than 25% : There has been fluctuation in operating profit.

k) Return on investment= Net profit divided by Net Worth

Particulars	31 March 2022	31 March 2021
Net profit	(495.10)	(15,366.14)
Net worth	80,662.46	4,296.20
Ratio	(0.01)	(3.58)
%Change from previous period	-99.83%	561.06%

Reason for change more than 25% : There has been fluctuation in operating profit.



47 : Segment Information

47.1 As per Ind AS 108 'Operating Segments' the Group has following business segments:

- a) Operation & Maintenance (O&M) – Providing Operation & Maintenance (O&M) services and Common Infrastructure facilities
b) Erection, Procurement & Commissioning (EPC) - Providing Erection, Procurement & Commissioning (EPC) services and development of wind farms
c) Power generation

47.2 The entire revenue of O&M and EPC segment is from domestic market.


47.3 Information about Primary (Business) Segments

		(Rs. In Lakhs)	
S No.	Particulars	2021-2022	2020-2021
1	Segment Revenue		
i.	Operation & Maintenance	17,122.20	17,224.79
ii.	Erection, Procurement & Commissioning	9,282.37	7,143.17
iii.	Power generation	94.43	-
iv.	Total Segment Revenue	26,499.00	24,367.96
v.	Less : Inter Segment Revenue	-	-
vi.	Erection and Procurement	-	-
vii.	Total External Revenue	26,499.00	24,367.96
1A	External Revenue - Continuing Operations	17,216.63	17,224.79
1B	External Revenue - Discontinuing Operations	9,282.37	7,143.17
2	Segment Result		
i.	Operation & Maintenance	3,202.89	3,313.72
ii.	Erection, Procurement & Commissioning	(3,932.01)	(3,515.44)
iii.	Power generation	(2,150.28)	(7,476.78)
iv.	Total Segment Result	(2,889.40)	(7,678.50)
v.	Add/(Less): Un-allocable Income/(Expenses)(net)		
vi.	Add: Other Income	1,806.58	2,942.35
vii.	Less: Finance cost	10,437.75	14,495.32
viii.	Total Profit Before Tax	(11,520.57)	(19,231.47)
ix.	Less : Taxation (net)	(2,205.44)	(3,865.33)
x.	Net Profit After Tax	(9,315.13)	(15,366.14)
2A	Net Profit/(Loss) After Tax - Continuing Operations	(494.09)	(2,772.92)
2B	Net Profit/(Loss) After Tax - Discontinuing Operations	(8,820.04)	(12,593.22)
3	Other Information		
I.	Segment Assets		
i.	Operation & Maintenance	1,84,937.86	1,67,943.87
ii.	Erection, Procurement & Commissioning	-	95,233.80
iii.	Power generation	27,125.75	6,101.40
iv.	Total Segment Assets	2,12,063.61	2,69,279.07
II.	Segment Liabilities		
i.	Operation & Maintenance	1,09,447.83	89,755.20
ii.	Erection, Procurement & Commissioning	-	1,65,850.59
iii.	Power generation	21,953.32	9,377.61
iv.	Total Segment Liabilities	1,31,401.15	2,64,983.90
III.	Segment Capital Employed		
i.	Operation & Maintenance	82,778.12	78,188.61
ii.	Erection, Procurement & Commissioning	-	(70,616.70)
iii.	Power generation	(2,114.80)	(3,276.61)
iv.	Total Segment Capital Employed	80,663.32	4,295.30
IV.	Depreciation & Amortization		
i.	Operation & Maintenance	5,016.49	4,908.26
ii.	Erection, Procurement & Commissioning	-	-
iii.	Power generation	1.52	2.83
iv.	Total Depreciation & Amortization	5,018.01	4,911.09
V.	Material Non-cash expenses (other than depreciation)		
i.	Operation & Maintenance	347.26	2,241.87
ii.	Erection, Procurement & Commissioning	3,408.89	1,961.38
iii.	Power generation	-	-
iv.	Total Material Non-cash expenses (other than depreciation)	3,756.15	4,203.25
VI.	Investment in Associated & other entities		
i.	Operation & Maintenance	3,251.00	3,251.00
ii.	Erection, Procurement & Commissioning	-	-
iii.	Power generation	-	-
iv.	Total Investment	3,251.00	3,251.00

47.4 Revenue from major Products & Services

S No.	Particulars	2021-2022	2020-2021
VII.	(a) Sale of services		
i.	Operation & Maintenance	17,216.63	17,188.10
ii.	Erection, Procurement & Commissioning	6,260.28	7,143.17
iii.	Others, Un-allocable and Corporate	-	-
	(b) Other operating revenue	3,022.09	36.64
	Less : Inter Segment Revenue	-	-
	Erection and Procurement	-	-
	Total	26,499.00	24,367.91

One customer in year ended 31 March 2022, Four Customers in year ended 31 March 2021 contributed more than 10% of the total Group's revenue amounting to ₹ 2,048.90 Lakhs & 31 March 2021: ₹ 4,949.10 Lakhs.



INOX GREEN ENERGY SERVICES LIMITED (formerly known as Inox Wind Infrastructure Services Limited)
Notes to the consolidated financial statements for the year ended 31 March 2022

48: The Group has policy to recognise revenue from operations & maintenance (O&M) over the period of the contract on a straight-line basis. O&M agreement of 111 WTGs (31 March 2021 Nil WTGs) has been cancelled/modified with different customers and also certain services are to be billed for which services have been rendered. The company's management expects no material adjustments in the standalone financial statements on account of any contractual obligation and taxes & interest thereon, if any.


49: Impact of Covid-19

Due to outbreak of COVID-19 globally and in India, the company's management has made initial assessment of impact on business and financial risks on account of COVID-19. Considering that the company is in the business of Erection, procurement and operation & maintenance services of Wind Turbine Generator in Renewable Energy Sector, the management believes that the impact of this outbreak on the business and financial position of the company will not be significant. The management does not see any risks in the company's ability to continue as a going concern and meeting its liabilities. The company has used the principles of prudence in applying judgments, estimates and assumptions and based on the current estimates, the company expects to recover the carrying amount of trade receivables including unbilled receivables, investments, inventories, advances and other assets. Further, Commissioning of WTGs and maintenance services against certain purchase/service contract does not require any material adjustment on account of delays, if any considering disruption due to COVID-19. The eventual outcome of impact of the global health pandemic may be different from those estimated as on the date of approval of these financial statements. Due to the nature of the pandemic, the Company will continue to monitor developments to identify significant uncertainties in future periods, if any.

50: Note on Advance received from customers

During the year ended 31 March 2020, the Group has signed supply contracts for 125.4 MW Wind power projects of 38 Nos of 3300 KW WTG (Model WT3000DF) in the State of Gujarat with Gujarat Fluorochemicals Limited (GFCL). The Group has received the interest bearing advance of ₹ 16,678.20 Lakhs against the contracts. The Group is in process of fulfilment of the terms and conditions of the contracts. The same has been transferred to RESCO under BTA executed on 31 December 2021.

51: Group has work-in-progress inventory amounting as on 31 March 2022 is Nil (as on 31 March 2021 ₹1,3874.40 lac) for project development, erection & commissioning work and Common infrastructure facilities in different states. The respective State Governments are yet to announce the policy on Wind Farm Development. In the view of the management, the group will be able to realise the Inventory on execution of projects once Wind Farm Development policy is announced by respective State Governments. The same has been transferred to RESCO under BTA executed on 31 December 2021.



INOX GREEN ENERGY SERVICES LIMITED (formerly known as Inox Wind Infrastructure Services Limited)
Notes to the consolidated financial statements for the year ended 31 March 2022

52: Particulars of payment to Auditors

Particulars	Rs. In Lakhs	
	For the Year ended 31 March 2022	For the Year ended 31 March 2021
Statutory audit	9.25	14.40
Tax audit and other audits under Income-tax Act	2.50	2.50
Taxation matters	5.62	-
Certification fees	41.54	1.09
Out of Pocket Expenses	0.28	
Total	59.19	17.99

53: Revenue from contracts with customers as per Ind AS 115

(A) Disaggregated revenue information

In the following table, revenue from contracts with customers is disaggregated by primary major products and service lines. Since the Group has only one reportable business segment, no reconciliation of the disaggregated revenue is required:

Reportable segment/Manufacture of Wind Turbine

Particulars	Rs. In Lakhs	
	For the Year ended 31 March 2022	For the Year ended 31 March 2021
Major Product/ Service Lines		
Sale of services	15,773.28	24,331.32
Others	1,443.35	36.64
Total	17,216.63	24,367.96

(B) Contract balances

All the Trade Receivables and Contract Liabilities have been separately presented in notes to accounts.

54: Corporate Social Responsibilities (CSR)


(a) The gross amount required to be spent by the Group during the year ended 31 March 2022 towards Corporate Social Responsibility (CSR) is Nil (for the year ended 31 March 2021: Nil).

(b) Amount spent during the year ended 31 March 2022:

Particulars	Rs. in Lakhs		
	In Cash	Yet to be paid in cash	Total
(i) Construction/acquisition of any fixed assets	Nil (Nil)	Nil (Nil)	Nil (Nil)
(ii) On purpose other than (i) above - Donations	Nil (Nil)	Nil (Nil)	Nil (Nil)

(Figures in brackets pertain to 31 March 2021)

55: The Code on Social Security, 2020 ('Code') relating to employee benefits during employment and post-employment benefits has received Presidential assent on 28th September 2020. The Code has been published in the Gazette of India. However, the effective date of the Code is yet to be notified and final rules for quantifying the financial impact are also yet to be issued. In view of this, the Company will assess the impact of the Code when relevant provisions are notified and will record related impact, if any, in the period the Code becomes effective.



56: There is no amount required transferring to the Investor Education and Protection Fund.

57: The Previous year figures have been regrouped, wherever necessary to confirm the respective year presentation. The figures have been rounded off to the nearest rupee and any discrepancies in any note between the total and sums of the amounts are due to rounding off.

58: Other statutory information

(i) There are no changes or satisfaction which are to be registered with the registrar of companies during the year ended March 31, 2022 and March 31, 2021 except below:

The Lender ARKA Fincap has confirmed that entire facility has been paid by the Group. The Group has confirmed that the Charge satisfaction of the facility is pending and will be satisfied in due course.

(ii) The Group complies with the number of layers of companies in accordance with clause 87 of Section 2 of the Act read with the Companies (Restriction on number of layers) rules 2017 during the year ended March 31, 2022 and March 31, 2021.

(iii) The Group has not invested or traded in cryptocurrency or virtual currency during the year ended March 31, 2022 and March 31, 2021.

(iv) No proceedings have been initiated on or are pending against the company for holding Benami property under the Prohibition of Benami Property Transaction Act 1988 (as amended in 2016) (formally the Benami Transactions (Prohibition) Act, 1988 (45 of 1988) and Rules made thereunder during the year ended March 31, 2022 and March 31, 2021.

(v) The Group has not been declared a wilful defaulter by any bank or financial institution or government or any government authorities during the year ended March 31, 2022 and March 31, 2021.

(vi) The Group has not entered into any scheme of arrangement approved by the competent authority in terms of sections 232 to 237 of the Companies Act 2013 during the year ended March 31, 2022 and March 31, 2021.

(vii) During the year ended March 31, 2022 and March 31, 2021, the Company has not surrendered or disclosed as income any transactions not recorded in the books of accounts in the course of tax assessments under the Income Tax Act, 1961 (such as search or survey or any other relevant provisions of the Income Tax Act 1961).

a. directly or indirectly lend or invest in other persons or entities identified in any manner whatsoever by or on behalf of the company (ultimate beneficiaries) or

b. provide any guarantee, security or the like to or on behalf of the ultimate beneficiaries.

(viii) Except below, During the year ended March 31, 2022 and March 31, 2021, the Company has not received any funds from any persons or entities including foreign entities (Funding party) with the understanding (whether recorded in writing or otherwise) that the company shall :



a. directly or indirectly lend or invest in other persons or entities identified in any manner whatsoever by or on behalf of the funding party (ultimate beneficiaries) or

b. provide any guarantee, security or the like on behalf of the ultimate beneficiaries.

Funding Party/Ultimate Beneficiary party	Fund Received (ICD) (₹ In Lakhs)	Fund Paid (ICD) (₹ In Lakhs)	Date of Fund Received and Date of Fund advanced	Party to whom Funds Given
Inox Wind Limited	551.31	0.25	Various Dates	Marut Shakti Energy India Limited
Inox Wind Limited	212.88	17.07	Various Dates	RBK Investments Limited
Inox Wind Limited	2,200.84	220.04	Various Dates	Resco Global Wind Service Private Limited

For the year ended 31 March 2021: Nil

In respect of above transaction, the company has complied relevant provisions of the Foreign Exchange Management Act, 1999, Companies Act 2013 and Prevention of Money-Laundering Act, 2002 to the extent applicable.





(ix) Quarterly returns or statements of the current assets filed by the Company with banks or financial institutions are in agreement with books of accounts except below:-

For the year ended 31 March 2022

Name of Lender and Type of facilities	Return period/Type	Value as per returns submitted with lenders	Value as per books of accounts	Reconciliation amount	Reason of material discrepancies
Yes Bank and ICICI Bank (Cash Credit/Working Capital/Demand Loan)	June'21 (Debtors)	2,678.51	2,694.10	15.59	The reported amount reconciles with gross debtors
Yes Bank and ICICI Bank (Cash Credit/Working Capital/Demand Loan)	June'21 (Inventory)	3,362.70	3,476.93	114.23	
Yes Bank and ICICI Bank (Cash Credit/Working Capital/Demand Loan)	Sep'21 (Debtors)	2,878.00	2,887.98	9.98	The reported amount reconciles with gross debtors
Yes Bank and ICICI Bank (Cash Credit/Working Capital/Demand Loan)	Sep'21 (Inventory)	3,046.00	4,000.17	954.17	
Yes Bank and ICICI Bank (Cash Credit/Working Capital/Demand Loan)	Dec'21 (Debtors)	798.70	615.88	(182.82)	The reported amount reconciles with gross debtors
Yes Bank and ICICI Bank (Cash Credit/Working Capital/Demand Loan)	Dec'21 (Inventory)	127.40	127.45	0.05	
Yes Bank and ICICI Bank (Cash Credit/Working Capital/Demand Loan)	March'22 (Debtors)	623.91	706.90	82.99	The reported amount reconciles with gross debtors
Yes Bank and ICICI Bank (Cash Credit/Working Capital/Demand Loan)	March'22 (Inventory)	446.90	213.78	(233.12)	

For the year ended 31 March 2021

Name of Lender and Type of facilities	Return period/Type	Value as per returns submitted with lenders	Value as per books of accounts	Reconciliation amount	Reason of material discrepancies
Yes Bank and Indusind Bank (Cash Credit/Working Capital/Demand Loan)	June'20 (Debtors)	2,587.20	2,615.20	28.00	The reported amount reconciles with gross debtors
Yes Bank and Indusind Bank (Cash Credit/Working Capital/Demand Loan)	June'20 (Inventory)	3,299.60	3,288.22	(11.38)	
Yes Bank and Indusind Bank (Cash Credit/Working Capital/Demand Loan)	Sep'20 (Debtors)	2,509.50	2,771.22	261.72	The reported amount reconciles with gross debtors
Yes Bank and Indusind Bank (Cash Credit/Working Capital/Demand Loan)	Sep'20 (Inventory)	3,489.50	3,449.05	(40.45)	
Yes Bank and Indusind Bank (Cash Credit/Working Capital/Demand Loan)	Dec'20 (Debtors)	2,529.60	2,562.93	33.33	The reported amount reconciles with gross debtors
Yes Bank and Indusind Bank (Cash Credit/Working Capital/Demand Loan)	Dec'20 (Inventory)	3,438.10	3,447.73	9.63	
Yes Bank and Indusind Bank (Cash Credit/Working Capital/Demand Loan)	March'21 (Debtors)	2,703.00	2,709.03	6.03	The reported amount reconciles with gross debtors
Yes Bank and Indusind Bank (Cash Credit/Working Capital/Demand Loan)	March'21 (Inventory)	3,506.70	3,271.98	(234.72)	



59. The "Board of Directors of the Company had approved fund raising, subject to receipt of requisite approvals including the approval of the shareholders, market conditions and other considerations, by way of an initial public offer of its Equity Shares comprising of fresh issue of Equity Shares ("Fresh Issue") and/ or an offer for sale of Equity Shares by certain existing and eligible shareholders of the Company (together with the Fresh Issue, "Offer") in accordance with the Companies Act, 2013 and the Rules made thereunder, the Securities and Exchange Board of India (Issue of Capital and Disclosure Requirements) Regulations, 2018, as amended and other applicable laws.

In connection with the Offer, the Company has filed a draft red herring prospectus ("DRHP") with the Securities and Exchange Board of India ("SEBI") on 7 February 2022. The proposed Offer consists of a Fresh Issue of Equity Shares aggregating upto ₹ 37,000.00 Lakhs and an offer for sale of Equity Shares aggregating upto ₹ 37,000.00 Lakhs by the Inox Wind Limited.

The Company has withdrawn DRHP vide their board resolution dated 28 April 2022 and communicated to Book Running Lead Managers to the Offer ("BRLM") vide letter dated 28 April 2022.


Further, the Board of Directors of the Company in their Meeting held on 9 May 2022 have accorded a fresh approval, subject to receipt of requisite approvals including the approval of the shareholders, market conditions and other considerations, by way of an initial public offer of its Equity Shares comprising of fresh issue of Equity Shares by the Company aggregating upto ₹ 50,000.00 Lakhs ("Fresh Issue") and/ or an offer for sale of Equity Shares by certain existing and eligible shareholders of the Company (together with the Fresh Issue, "Offer") in accordance with the Companies Act, 2013 and the Rules made thereunder, the Securities and Exchange Board of India (Issue of Capital and Disclosure Requirements) Regulations, 2018, as amended and other applicable laws.

60. The Holding Company incorporated a Wholly-owned subsidiary namely "Wind Four Renergy Private Limited" (WFRPL) for setting up wind farm projects as awarded by Solar Energy Corporation of India (SECI) under Tranche - I (50W). The Holding Company had invested funds in WFRPL in the form of Equity Share Capital for the execution of projects. The Holding Company had invested amounting to ₹ 2,591.40 Lakhs in the Equity Shares. During the previous year, the Holding Company had filed an appeal against the Central Electrical Regulatory Commission (CERC) order dtd. 08 March 2021 in Appellate Tribunal for Electricity ("APTEL") for further extension of scheduled commission date (SCoD). During the year, APTEL vide its order dtd. 11 January 2022 condoned the delay and extended the SCoD from its date of order. Subsequently, CERC filed an appeal against the APTEL order in Honorable Supreme Court. In view of the management, the Holding Company will be able to realize the money from WFRPL once the project will commission subject to the outcome of the resolution of the matter with the regulators / Court and improvement in its future operational performance and financial support from the Holding Company.

As per our report of even date attached
For Dewan PN Chopra & Co.
Chartered Accountants

Firm's Registration No 000477

Sandeep Dahiya
Partner
Membership No. 505371
UPIN: 22505371



For and on behalf of the Board of Directors

Vineet Valentine Davis
Director
DIN : 06709239

Manoj Dixit
Director
DIN : 06709232

Govind Prakash Rathore

Govind Prakash Rathore
Chief Financial Officer

Pooja Paul
Company Secretary

Place : New Delhi
Date : 13 May 2022

Place : Noida
Date : 13 May 2022

